

LABOUR FORCE STATISTICS 2024

The unemployment rate decreased by **0.2 percentage points** to **3.2 per cent** with **534.1 thousand** unemployed persons

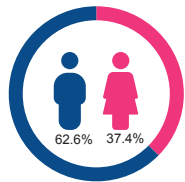
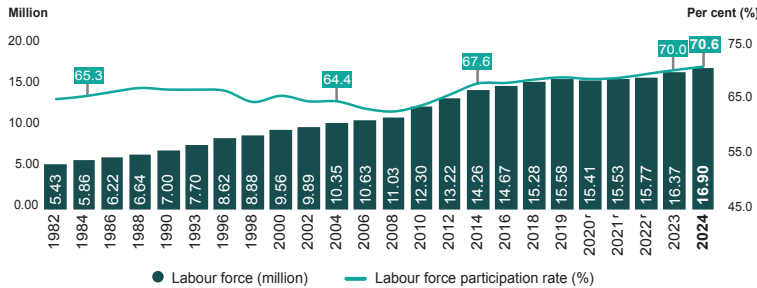
LABOUR FORCE

Malaysia's labour force in 2024 edged up by **3.3 per cent** to register **16.90 million** persons

16.90 million
2023 : 16.37 million

3.3%

Labour force, 1982 - 2024



10.58 million

2023 : 10.19 million

6.32 million

2023 : 6.18 million

LABOUR FORCE PARTICIPATION RATE

70.6%

▲ 0.6pp

2023 : 70.0%

UNEMPLOYMENT RATE

3.2% ▼ 0.2pp

2023 : 3.4%

0.2pp

Unemployment, 1982 - 2024



UNEMPLOYED

534.1 thousand

▼ 3.5%

2023 : 553.4 thousand



EMPLOYED PERSONS

16.37 million

▲ 3.5%

2023 : 15.81 million

OUTSIDE LABOUR FORCE

7.02 million

▲ 0.4%

2023 : 7.00 million

(%) Percentage change (year-on-year)

(pp) Percentage point

(r) Revision based on the current population estimates from Population and Housing Census Malaysia, 2020



Source: Labour Force Survey, Department of Statistics Malaysia (DOSM)

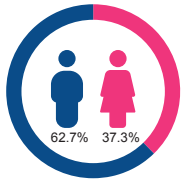


LABOUR FORCE STATISTICS 2024



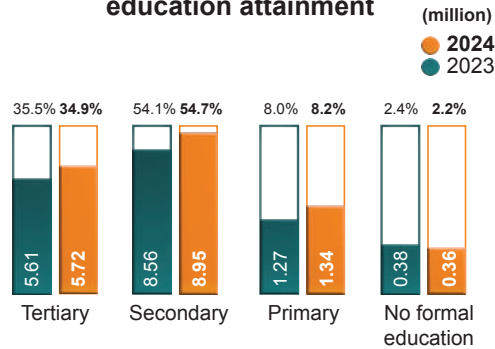
EMPLOYED PERSONS

Employed persons increased by **3.5 per cent** to record **16.37 million persons**

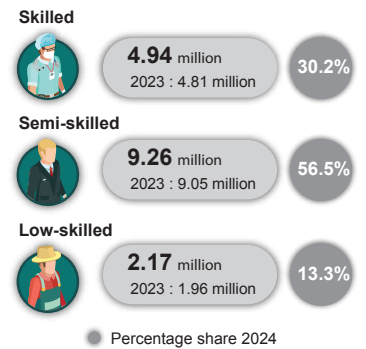


10.26 million
2023 : 9.85 million
6.11 million
2023 : 5.96 million

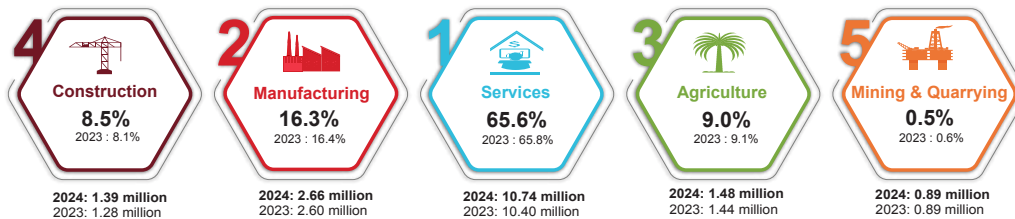
Employed persons by education attainment



Employed persons by skill level



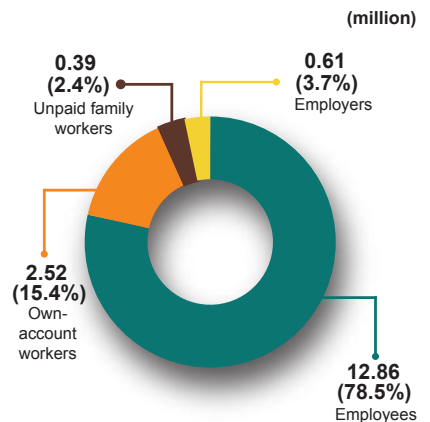
Employed persons by sector¹



The highest share by sub-sector in Services²



Employed persons by status of employment



¹ Figures in percentage in each sector refers to the percentage share of the total number of employed persons

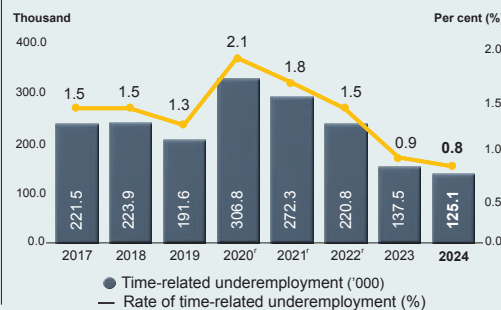
² Figures in percentage in each sub-sector refers to the percentage share of the total number of employed persons in the Services sector

UNDEREMPLOYMENT

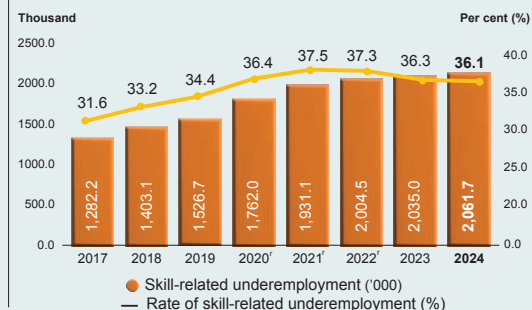
Employed persons working less than 30 hours per week, 2017 - 2024



Time-related underemployment, 2017 - 2024



Skill-related underemployment, 2017 - 2024



Source: Labour Force Survey, Department of Statistics Malaysia (DOSM)



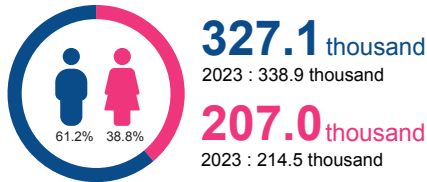
LABOUR FORCE STATISTICS 2024



UNEMPLOYMENT

Unemployment rate in 2024 declined to **3.2 per cent**

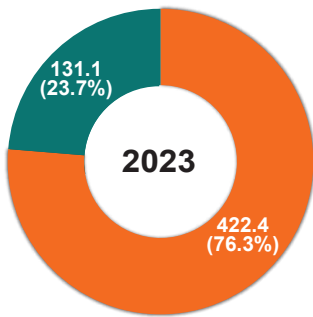
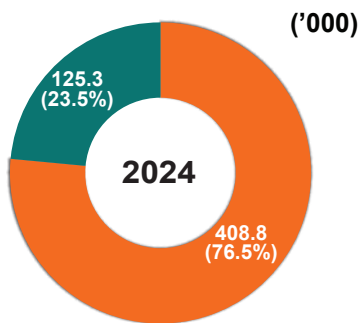
UNEMPLOYED



UNEMPLOYMENT RATE

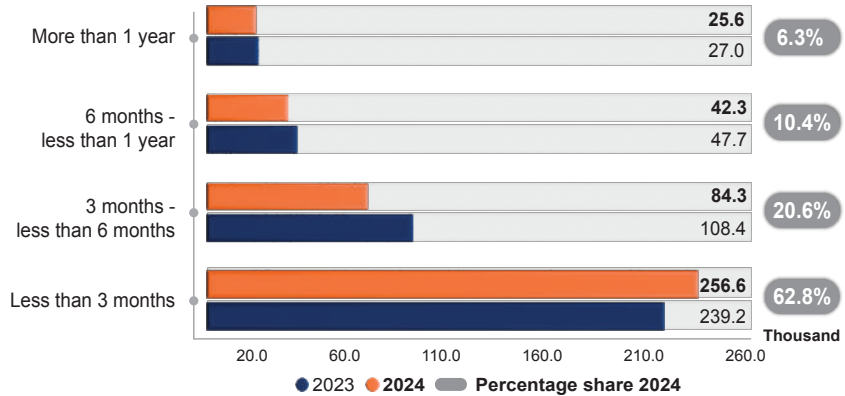


Unemployed category



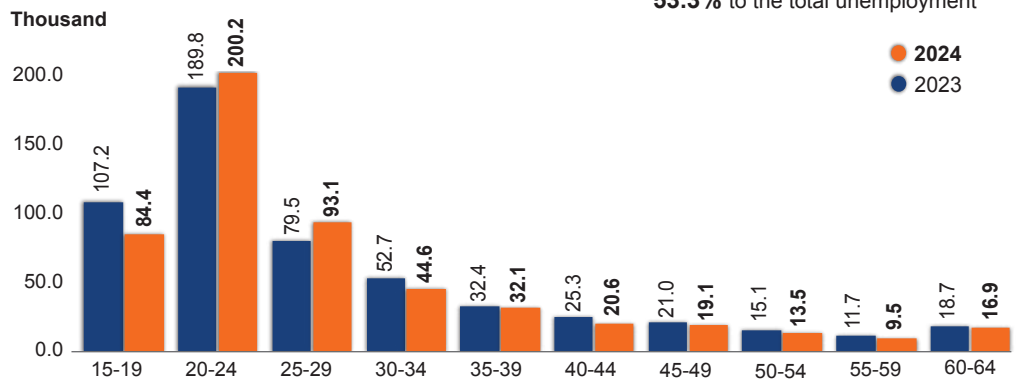
● Actively unemployed
● Inactively unemployed

Actively unemployed persons by duration of unemployment

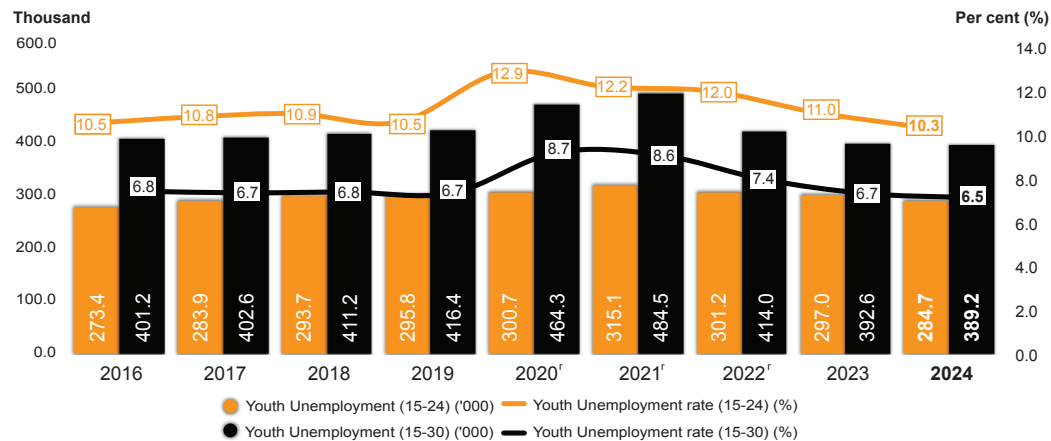


Unemployed by age group

The age group 15–24 contributed **53.3%** to the total unemployment



Youth unemployment, 2016-2024



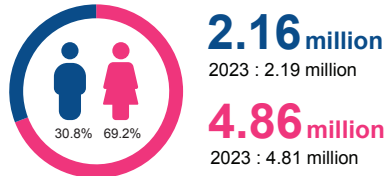
Source: Labour Force Survey, Department of Statistics Malaysia (DOSM)



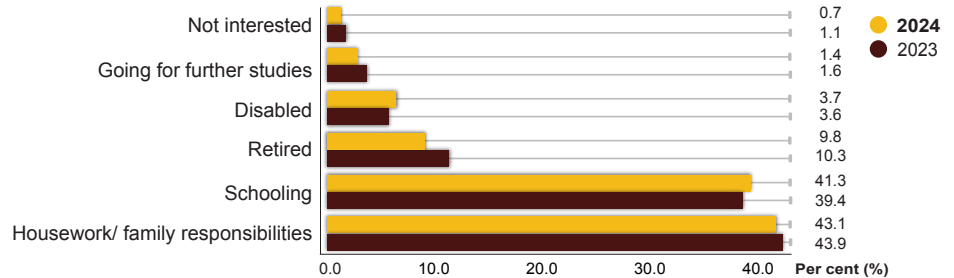
LABOUR FORCE STATISTICS 2024

OUTSIDE LABOUR FORCE

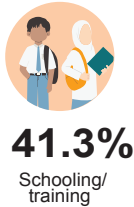

Major composition of outside labour force by sex was female



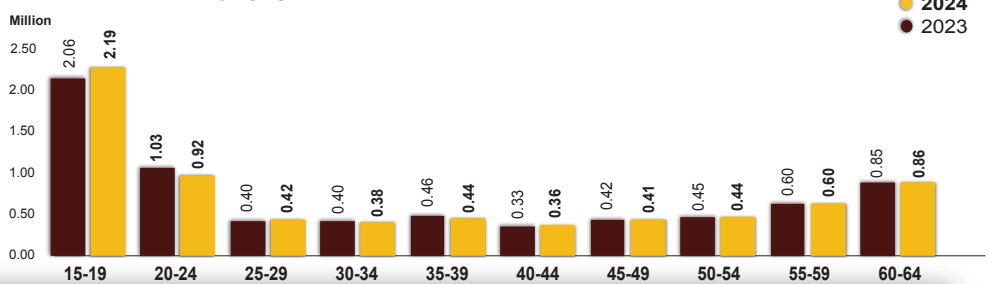
Share of outside labour force by reasons for not seeking work



Main reason of outside labour force was due to housework/ family responsibilities

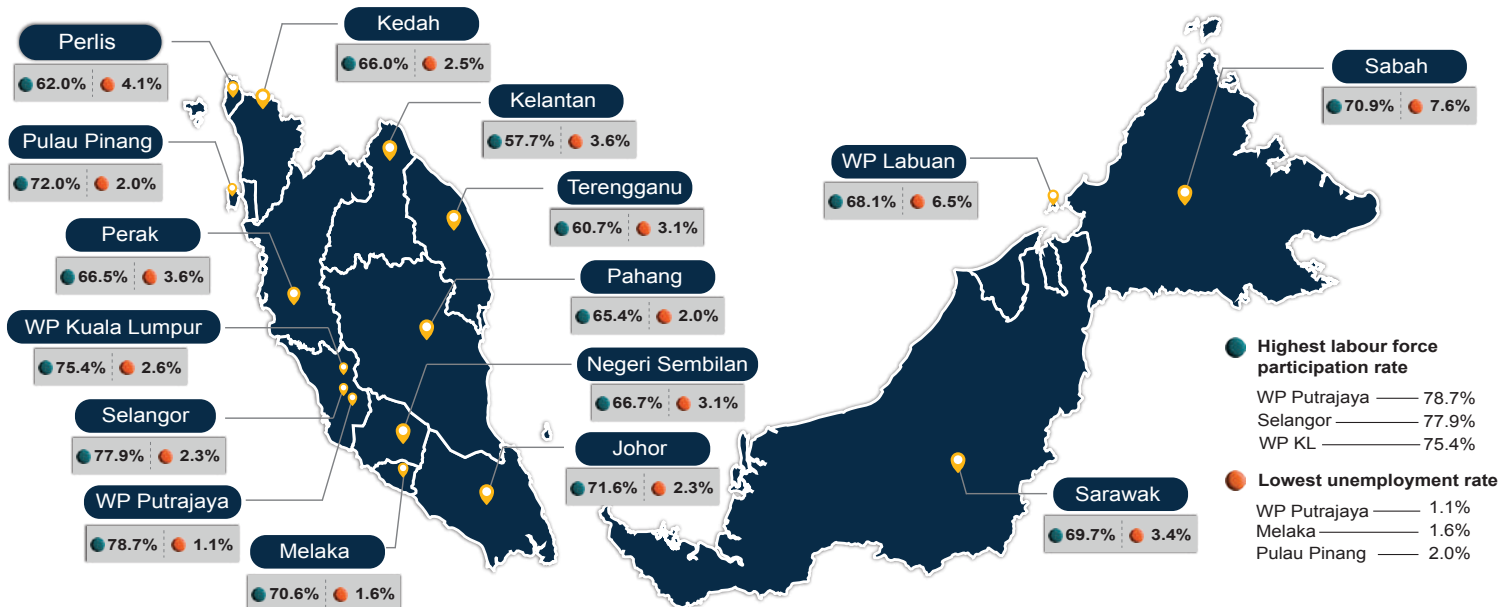


Outside labour force by age group



LABOUR FORCE PARTICIPATION RATE AND UNEMPLOYMENT RATE BY STATE

WP Putrajaya recorded the highest labour force participation rate of 78.7 per cent and the lowest unemployment rate with 1.1 per cent



Source: Labour Force Survey, Department of Statistics Malaysia (DOSM)

