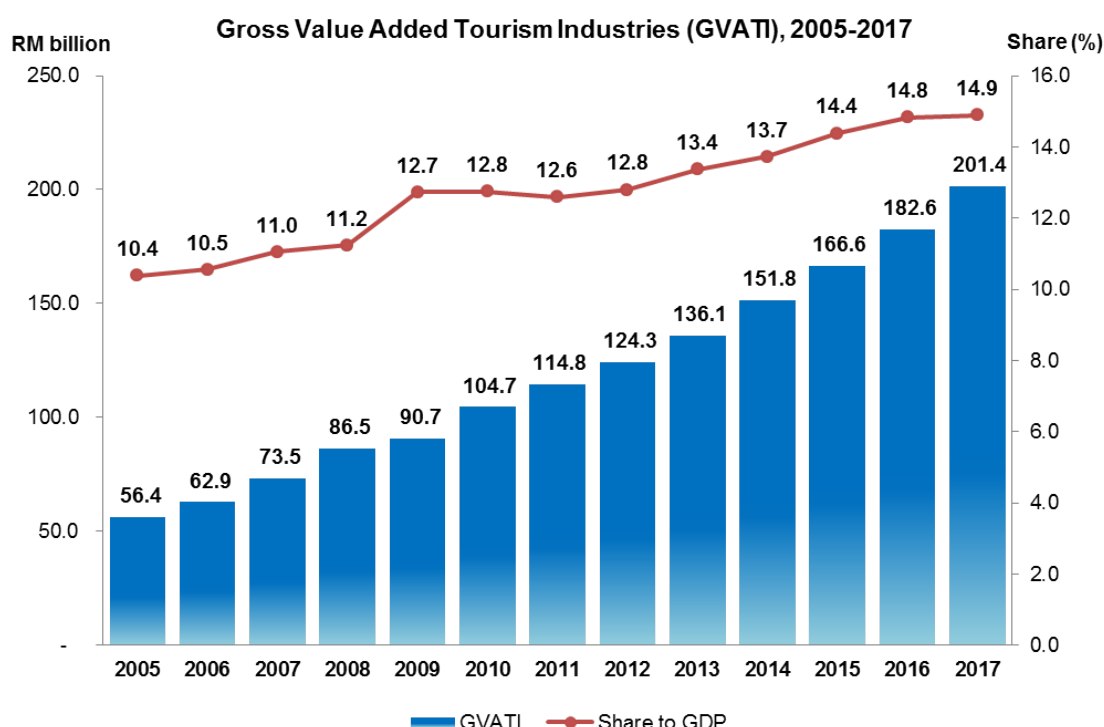




TOURISM SATELLITE ACCOUNT 2017

Tourism Industry Contribution to Malaysia's Economy Increased to 14.9%

Tourism industry continued its significant contribution to Malaysia's economy with a share of 14.9 per cent in 2017 as compared to 10.4 per cent in 2005. Retail trade remained the largest share at 44.8 per cent (2005: 41.0%) and posted a double-digit growth of 12.4 per cent as compared to 10.5 per cent in the preceding year. This was followed by food & beverage serving services (16.3%) and accommodation (12.8%). The value added of tourism industry in Malaysia has been in upward trend since 2005 and is growing rapidly with an average annual growth rate of 11.2 per cent over the past twelve years.



The direct contribution of tourism to GDP recorded 6.1 per cent with a value of RM82.6 billion (2016: RM76.6 billion). On the demand side perspective, internal tourism consumption registered a growth of 7.7 per cent in 2017 (2016: 9.4 %). This growth was impelled by domestic tourism expenditure which registered a strong double-digit growth of 10.8 per cent.



Department of Statistics Malaysia

<https://www.dosm.gov.my>

f t i @StatsMalaysia



National Statistics Day

(MyStats Day)

20th October 2018

"Better Data, Better Lives"

TOURISM SATELLITE ACCOUNT 2017

Malaysia's tourism industry contributed **14.9%** to GDP

GVATI¹



RM
**201.4
BILLION**

Annual percentage
change



10.3%

Major contributors to tourism industry



44.8%

Retail
trade



16.3%

Food &
beverage



12.8%

Accommodation

¹ **Gross Value Added Tourism Industries (GVATI)** refers to the total gross value added off all establishments belonging to tourism industry.

Tourism Direct Gross Domestic Product grew by **7.8%**



TDGDP²

RM
**82.6
BILLION**

Annual percentage
change



7.8%




Share
to
GDP

6.1%

² **Tourism Direct Gross Domestic Product (TDGDP)** that is the sum of the part of gross value added generated by tourism industry and other industries of the economy that directly serve visitors.

Employment in the tourism industry increased to **3.4 million persons**

The employment in tourism industry
contributed **23.2%** to total employment



Employment in the tourism industry
attributed by



33.7%

Retail trade



32.3%

Food & beverage



17.7%

Country-specific
tourism services

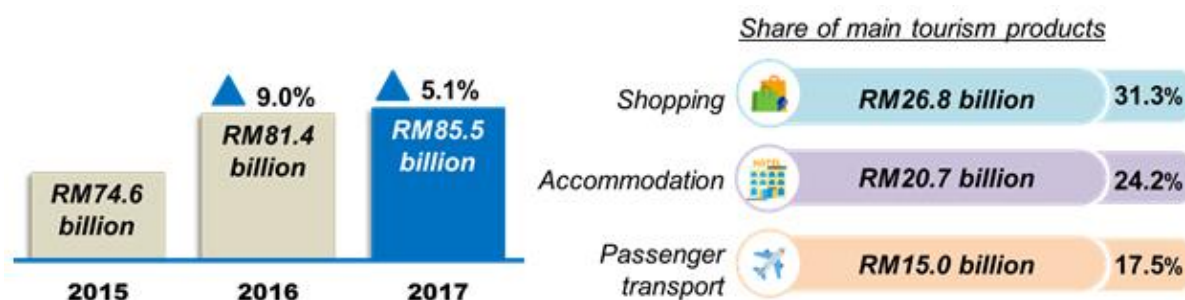
Source: Department of Statistics, Malaysia

Inbound Tourism

Inbound tourism expenditure segment grew moderately at 5.1 per cent as compared to 9.0 per cent recorded in 2016. This was due to the declining trend in international tourist arrivals from 26.8 million (2016) to 25.9 million in 2017. However, inbound tourism expenditure continued as a major contributor with a 53.7 per cent share to total tourism consumption.

Shopping remained as the largest component of tourism product with a value of RM26.8 billion (31.3%) in 2017. This was followed by accommodation RM20.7 billion (24.2%) and passenger transportation RM15.0 billion (17.5%) respectively.

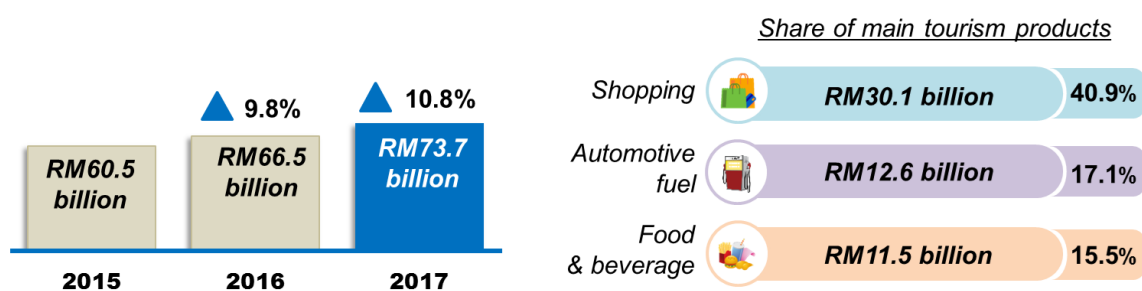
Inbound tourism expenditure - Value, annual percentage change and percentage share



Domestic Tourism

The share of domestic tourism expenditure to the total internal tourism consumption expanded from 35.6 per cent (2011) to 46.3 per cent in 2017. Domestic tourism expenditure recorded RM73.7 billion (2016: RM66.5 billion) with a double-digit growth of 10.8 per cent (2016: 9.8%). This performance was supported by shopping and food & beverage serving services. The number of domestic visitors was 205.4 million (2016: 189.3 million) and Selangor holds the highest number of visitor arrivals.

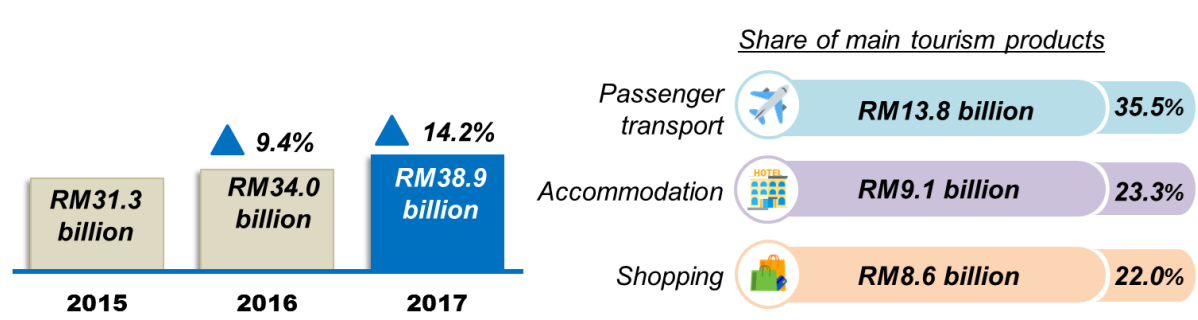
Domestic tourism expenditure - Value, annual percentage change and percentage share



Outbound tourism

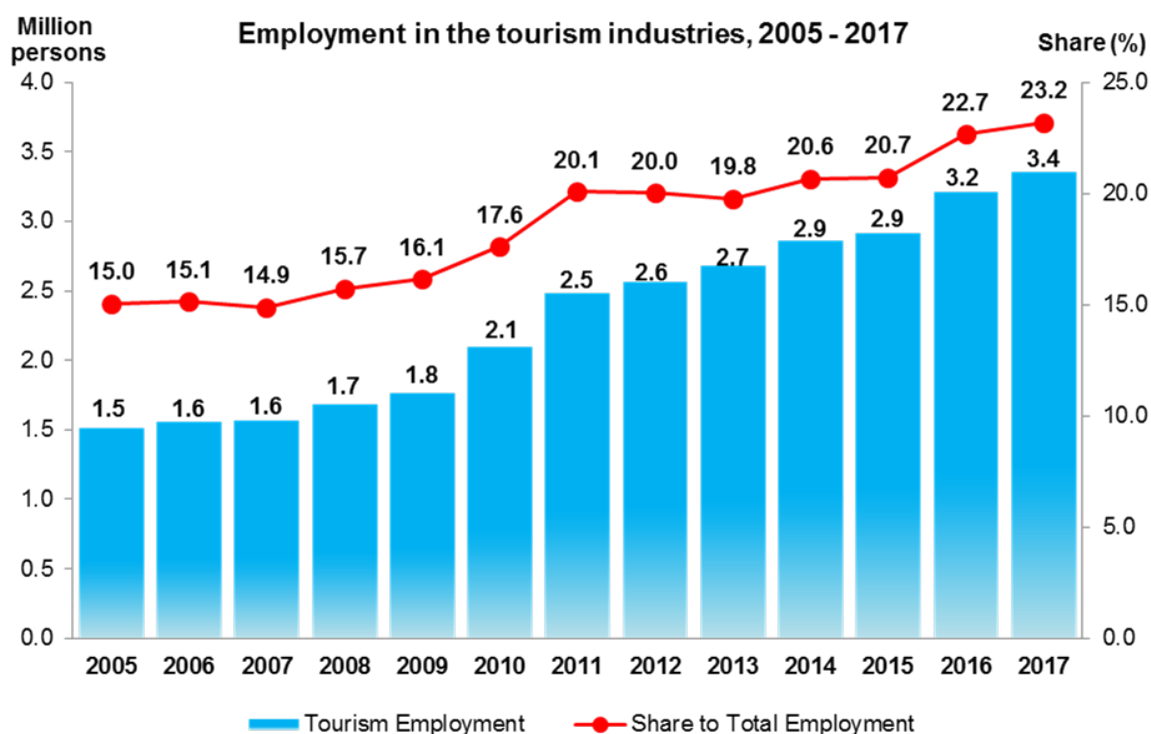
The outbound tourism expenditure augmented further in 2017 with a value of RM38.9 billion (2016: RM34.0 billion) reaching a strong double-digit growth of 14.2 per cent (2016: 9.4%).

Outbound tourism expenditure - Value, annual percentage change and percentage share



Employment

The number of employees involved in Malaysia's tourism sector has risen to 3.4 million in 2017 from 1.5 million in 2005. The employment in tourism industry contributed 23.2 per cent to total employment in 2017 (2005:15.0%). Most of the employments in tourism industry were from the retail trade industry (33.7%) and food & beverage serving services (32.3%) respectively.



Released By:

DATO' SRI DR. MOHD UZIR MAHIDIN
CHIEF STATISTICIAN MALAYSIA
DEPARTMENT OF STATISTICS, MALAYSIA

 [DrUzir_Mahidin](#)  [Dr_Uzir](#) 

#myHariBulan# #myBulan# #myTahun#

Contact person:

Ho Mei Kei
Public Relation Officer
Strategic Communication and International Division
Department of Statistics, Malaysia
Tel : +603-8885 7942
Fax : +603-8888 9248
Email : mkho[at]dosm.gov.my

Contact person:

Baharudin Mohamad
Public Relation Officer
Strategic Communication and International Division

Department of Statistics Malaysia

Tel : +603-8090 4681

Fax : +603-8888 9248

Email : [baharudin\[at\]dosm.gov.my](mailto:baharudin[at]dosm.gov.my)

Copyright ©2026 Department of Statistics Malaysia Official Portal. All Rights Reserved.