

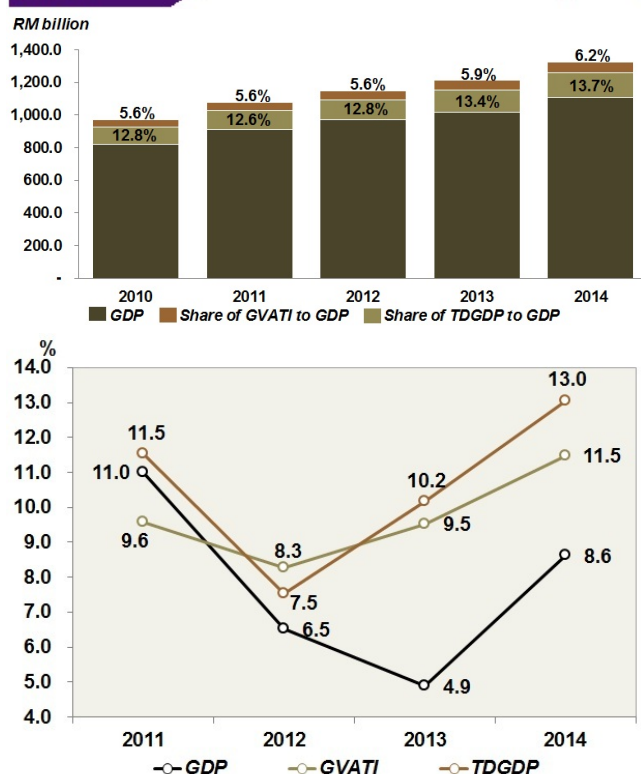


## TOURISM SATELLITE ACCOUNT, 2010-2014

### PERFORMANCE OF TOURISM INDUSTRY

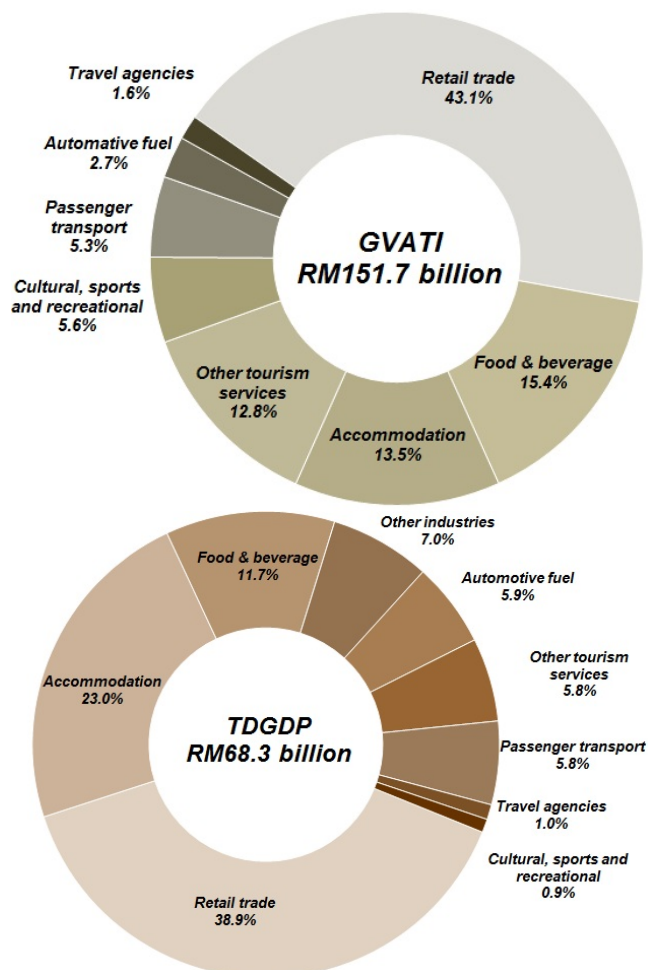
The share of Gross Value Added of Tourism Industries (GVATI) to Gross Domestic Product (GDP) elevated to 13.7 per cent in 2014 as against 13.4 per cent in 2013. GVATI recorded a value of RM151.7 billion with a robust growth of 11.5 per cent (2013: 9.5%) as shown in Chart 1. The double-digit growth was impelled by retail trade industry, food & beverage and accommodation.

**Chart 1:** GVATI and TDGDP to GDP - Value, percentage share and annual percentage change



In 2014, the share of Tourism Direct Gross Domestic Product (TDGDP) expanded to 6.2 per cent (2013: 5.9%) of GDP. In terms of value, TDGDP increased to RM68.3 billion from RM60.4 billion (2013) and posted a strong growth of 13.0 per cent as against last year. Retail trade and accommodation were the biggest contributor to TDGDP with a share of 38.9 per cent and 23.0 per cent respectively (Chart 2).

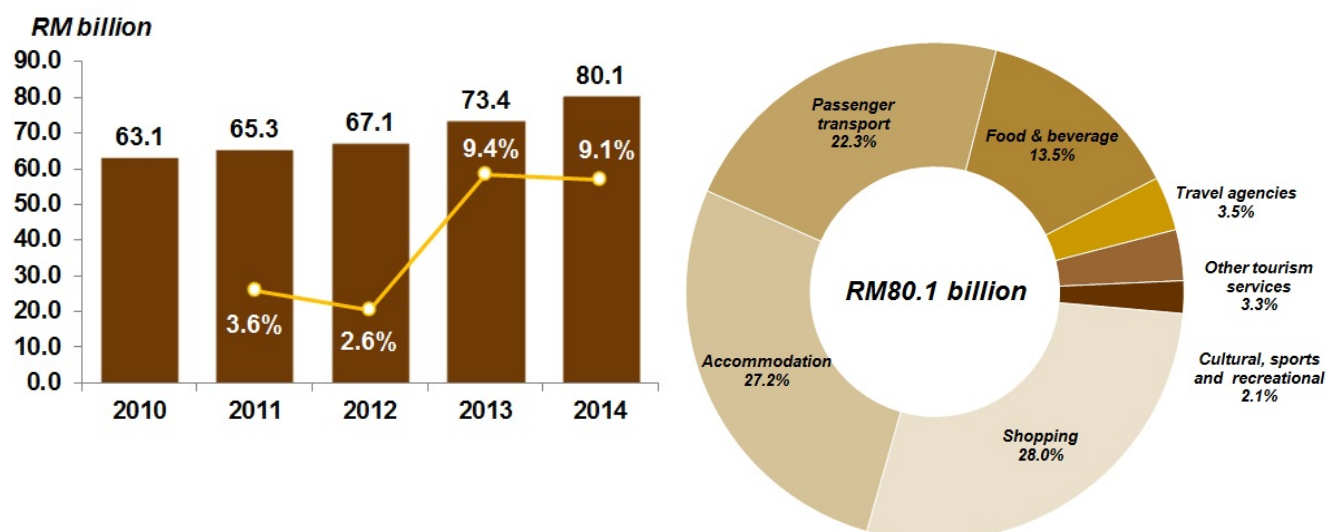
**Chart 2:** GVATI and TDGDP 2014 - Percentage share



## INBOUND TOURISM EXPENDITURE

Inbound tourism expenditure increased to RM80.1 billion (2013: RM73.4 billion) and registered a growth of 9.1 per cent (Chart 3). The higher visitor's receipts mirrored the growth of inbound tourist arrivals which increased to 6.7 per cent in 2014 reaching 27.4 million arrivals. From the inbound tourism expenditure, tourist receipts constituted 97.6 per cent.

**Chart 3:** Inbound tourism expenditure - Value, annual percentage change and percentage share

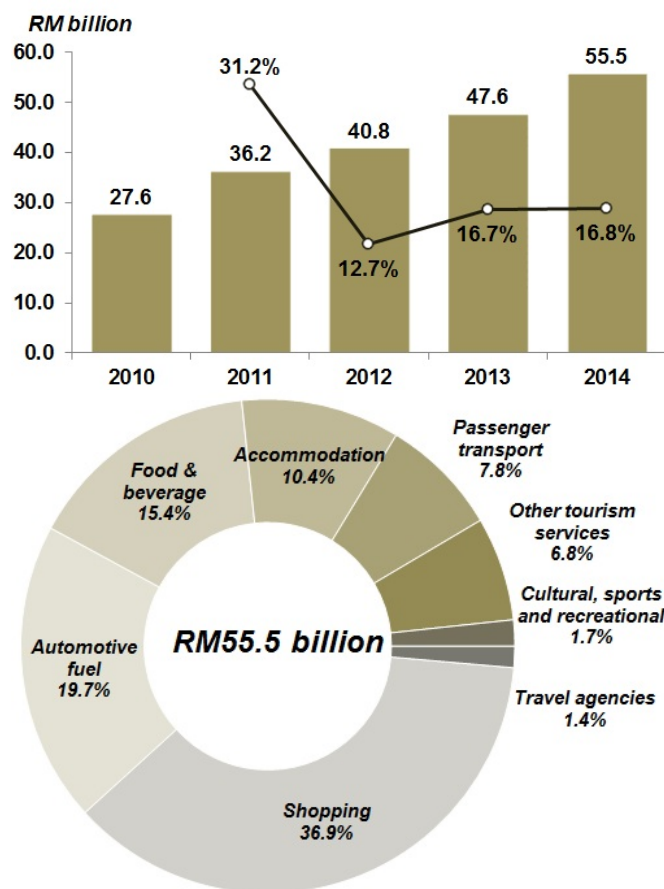


## DOMESTIC TOURISM EXPENDITURE

Domestic tourism expenditure continued to register a double-digit growth of 16.8 per cent in 2014 (2013: 16.7%). This performance was propelled by the impressive growth recorded by shopping and retail sale of automotive fuel. In terms of share, shopping remained as the largest component of domestic tourism expenditure and accounted for 36.9 per cent (Chart 4).

**Chart 4:**

*Domestic tourism expenditure - Value, annual percentage change and percentage share*

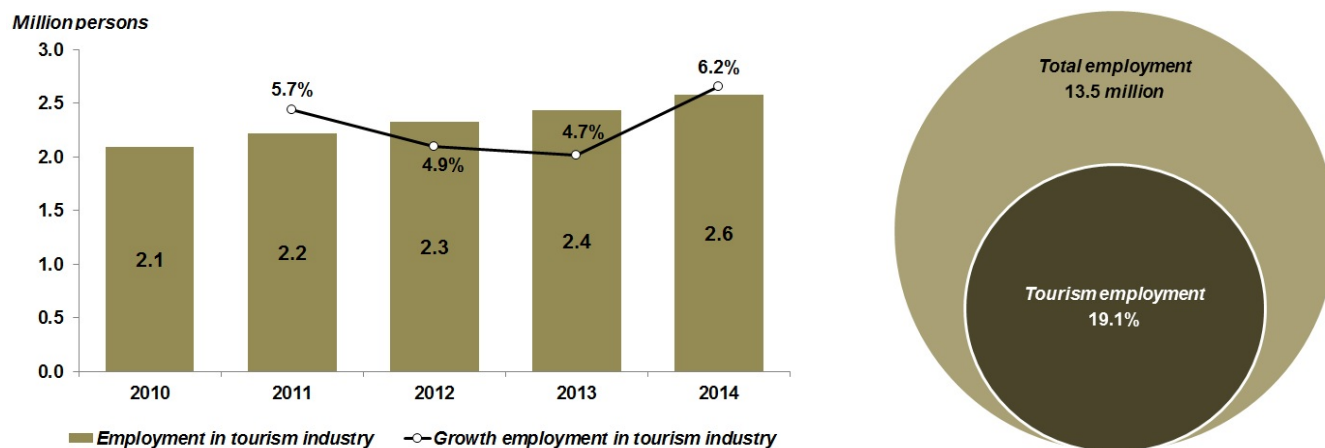


## EMPLOYMENT IN THE TOURISM INDUSTRY

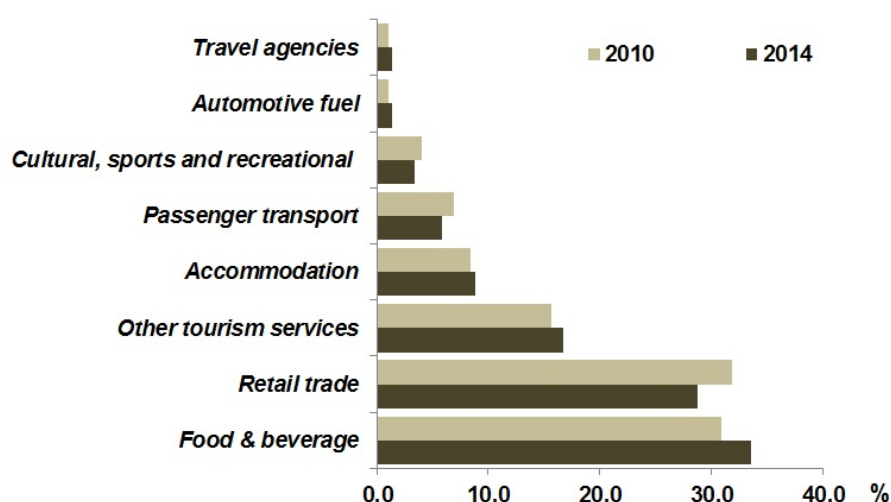
In 2014, employment in the tourism industry grew by 6.2 per cent. This resulted for employment in tourism industry to increase at 19.1 per cent to the total employment (Chart 5).

Food & beverage serving services and retail trade recorded the highest employment in the tourism industry with a share of 33.6 per cent and 28.8 per cent respectively (Chart 6).

**Chart 5:** Employment in the tourism industry - Number of persons, annual percentage change and percentage share



**Chart 6:** Employment in the tourism industry 2010 & 2014 - Percentage share



## ASP SEPINTAS LALU / SNAPSHOTS OF TSA MALAYSIA 2014

Ketibaan Pelancong  
*Tourist Arrivals*

**27** juta  
*million*



Perbelanjaan Pelancongan Inbound  
*Inbound Tourism Expenditure*

**RM80b**



**NDKIP / GVATI**

sumbangan kepada KDNK  
*share to GDP*

**13.7%**

Perbelanjaan Pelancongan Domestik  
*Domestic Tourism Expenditure*

**RM56b**



**KDNKPL / TDGDP**

sumbangan kepada KDNK  
*share to GDP*

**6.2%**

Perbelanjaan Pelancongan Outbound  
*Outbound Tourism Expenditure*

**RM32b**



**GUNA TENAGA  
PELANCONGAN**

**TOURISM  
EMPLOYMENT**

kepada jumlah guna tenaga  
*to total employment*

**19.1%**

Nilai Ditambah Kasar Industri  
Pelancongan  
*Gross Value Added Tourism  
Industries*

**RM152b**



Guna tenaga Pelancongan  
*Tourism Employment*

**2.6** juta  
*million*



Eksport Bersih Pelancongan  
*Net Exports of Tourism*

**RM48b**



**THE OFFICE OF CHIEF STATISTICIAN MALAYSIA**  
**DEPARTMENT OF STATISTICS, MALAYSIA**  
**#myHariBulan# #myBulan# #myTahun#**

**Contact person:**

Norrita binti Amran  
Public Relation Officer  
Corporate and User Services Division  
Department of Statistics, Malaysia  
**Tel** : +603-8885 7942  
**Fax** : +603-8888 9248  
**Email** : norrita.amran@stats.gov.my

**Contact person:**

Baharudin Mohamad  
Public Relation Officer  
Strategic Communication and International Division  
Department of Statistics Malaysia  
Tel : +603-8090 4681  
Fax : +603-8888 9248  
Email : baharudin[at]dosm.gov.my

**Copyright ©2025 Department of Statistics Malaysia Official Portal. All Rights Reserved.**