



# REPORT ON THE SURVEY OF ENVIRONMENTAL PROTECTION EXPENDITURE 2021




## ENVIRONMENTAL PROTECTION EXPENDITURE

### MAIN FINDINGS

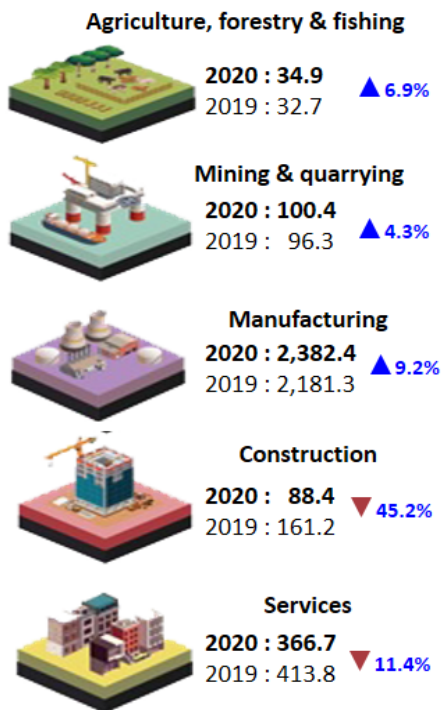
1

#### Time series data



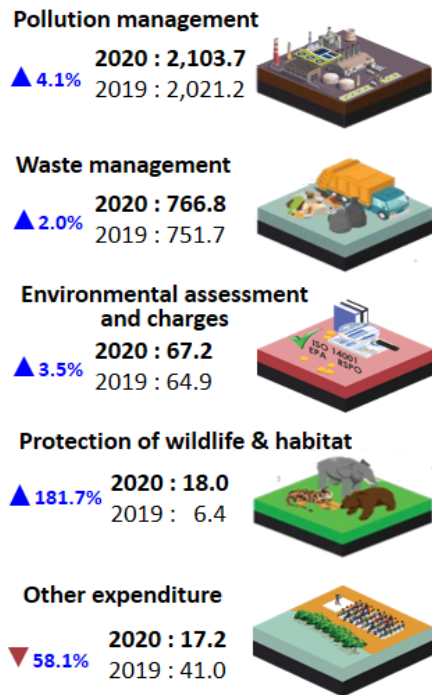
2

#### Statistics by sector



3

#### Statistics by type of expenditure



▲ Annual growth rate  
▼ Annual growth rate

Industry players in Malaysia spent RM2.97 billion on environmental protection in 2020, 3.0 per cent higher than the value expended in 2019.

Operating expenditure constitutes the largest share at 74.4 per cent, while 25.6 per cent was spent on capital expenditure.

Pollution management dominated the environmental protection expenditure at RM2,103.7 million or 70.8 per cent. This was followed by waste management with RM766.8 million (25.8%) and environmental assessment and charges at RM67.2 million (2.3%).

The manufacturing sector continues to dominate the environmental protection expenditure in 2020 with the value of RM2,382.4 million or 80.1 per cent. This was followed by services sector with RM366.7 million (12.3%) and Mining & quarrying at RM100.4 million (3.4%).

The full publication can be downloaded through [eStatistik](#) portal.

**Released by:**

**THE OFFICE OF CHIEF STATISTICIAN MALAYSIA  
DEPARTMENT OF STATISTICS, MALAYSIA**

**#myHariBulan# #myBulan# #myTahun#**

**Contact person:**

**Mohd Yusrizal Ab Razak**

Public Relation Officer

Strategic Communication and International Division

Department of Statistics, Malaysia

Tel : +603-8885 7942

Fax : +603-8888 9248

Email : yusrizal.razak[at]dosm.gov.my

**Contact person:**

Baharudin Mohamad

Public Relation Officer

Strategic Communication and International Division

Department of Statistics Malaysia

Tel : +603-8090 4681

Fax : +603-8888 9248

Email : baharudin[at]dosm.gov.my

**Copyright ©2025 Department of Statistics Malaysia Official Portal. All Rights Reserved.**