

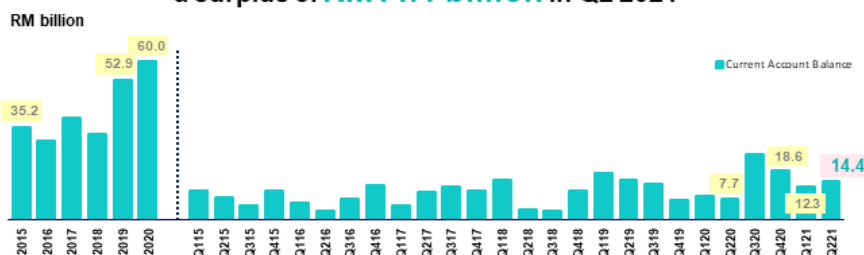


QUARTERLY BALANCE OF PAYMENTS, SECOND QUARTER 2021



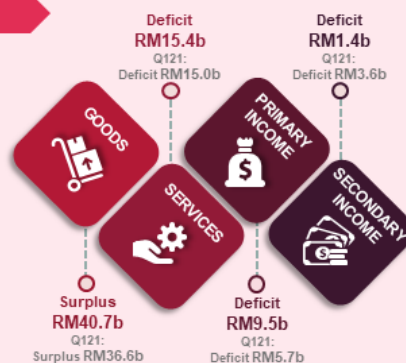
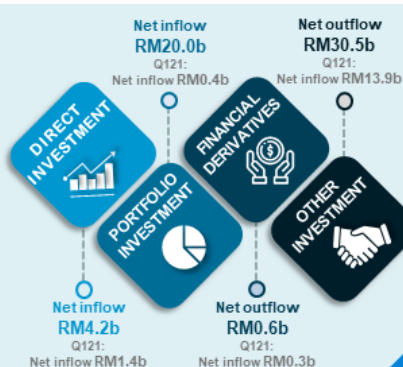
BALANCE OF PAYMENTS, SECOND QUARTER 2021

Malaysia's current account balance recorded
a surplus of **RM14.4 billion** in Q2 2021



CURRENT ACCOUNT

"Malaysia's current account balance continued to record a surplus of **RM14.4 billion** in the second quarter of 2021, supported by net exports of Goods"



"Financial account turned around to a **net outflow** of **RM7.0 billion**, mainly contributed by a net outflow in Other investment"

FINANCIAL ACCOUNT

FDI and DIA Performance



Note: b refers to billion

Source: Balance of Payments, Department of Statistics Malaysia

Malaysia's Current Account surplus soared 17.2 per cent to RM14.4 billion in Q2 2021, steered by better performance in merchandise trade amid a wider deficit in Services

Malaysia's Current Account Balance (CAB) posted a surplus of RM14.4 billion in the second quarter of 2021, soared 17.2 per cent from RM12.3 billion in the previous quarter. The widening current account surplus was primarily driven by the favourable performance in goods even though the services deficit continued to grow since the second quarter of 2020 amid the COVID-19 outbreak. In this quarter, Goods account increased by 11.1 per cent to record a higher surplus of RM40.7 billion as compared to RM36.6 billion in the preceding quarter. The substantial performance was steered by the higher exports of goods at RM244.0 billion, an increase of RM18.5 billion from last quarter. The main exports were Electrical & electronics (E&E), Petroleum and Rubber-based products; principally to China, Singapore and the United States of America. Imports of goods also showed a similar upward trend which increased by RM14.5 billion to record RM203.4 billion as against the preceding quarter. The main imports were sourced from China, Singapore and Japan whereby the increase in imports was mainly contributed by intermediate goods.

The current account surplus in the second quarter of 2021 was also backed by the lower deficit in Secondary income. Secondary income contracted to RM1.4 billion as compared to RM3.6 billion in the preceding quarter. This was due to higher receipts from abroad while payments decreased as lesser money sent abroad following the decline in number of foreign workers.

Looking into the performance of services trade, imports recorded RM36.5 billion relatively higher than the value of exports at RM21.1 billion in the second quarter of 2021. This has resulted in a wider Services deficit of RM15.4 billion as against RM15.0 billion in the previous quarter, mainly led by Travel and Transport. As the prolonged unprecedented phenomenon further worsened with a sudden spike in the number of COVID-19 cases starting from mid-May of this year, Malaysia's borders remain closed for international tourist arrivals. Such scenario had pulled down Travel to log a higher deficit of RM3.6 billion in the current quarter. Similarly, the deficit in Transport also increased by 6.4 per cent quarter-on-quarter to record RM8.1 billion, primarily owing to the higher payments on freight activities which were in line with the increase in imports of goods. Meanwhile, exports of air passenger continued to record a lower receipts since the second quarter of 2020.

However, with the adoption of technology-driven work practices in the new normal brought by the pandemic, ICT related-services indicated better performance especially in Telecommunication, computer and information such as activities of streaming and short-videos sharing through social networking services. Moreover, Personal, cultural and recreational services recorded a higher receipts in this quarter as the e-sports becoming more popular among the youngsters recently, coupled with the continuous initiatives and encouragement from the government.

Meanwhile, the Primary income account recorded a deficit of RM9.5 billion as compared to RM5.7 billion in the first quarter of 2021. It showed that foreign companies in Malaysia earned higher income of RM28.7 billion for this quarter, particularly from Direct investment in Manufacturing and Financial sectors. Concurrently, Malaysian companies abroad also registered a higher income of RM19.3 billion, contributed by significant increase in Portfolio investment.

Financial account turned around to register a net outflow of RM7.0 billion in this quarter, from a net inflow of RM16.0 billion in the previous quarter. This was due to Other investment which posted an outflow of RM30.5 billion, mainly led by higher interbank repayments abroad. Meanwhile, Foreign Direct Investment (FDI) registered an inflow of RM8.2 billion for this quarter, principally in the form of equity and investment fund shares. Manufacturing remained as the main sector for foreign investment in Malaysia, followed by Financial and Mining; particularly from Japan, Indonesia and the United States of America. Concurrently, Direct Investment Abroad (DIA) registered an outflow of RM4.0 billion contributed by equity and investment fund shares. Malaysian companies in overseas were mostly engaged in Financial, Manufacturing and Information sectors while the top destinations were the United Kingdom, Indonesia and

Canada.

As at the end of second quarter of 2021, FDI position increased RM16.9 billion to register RM730.3 billion, while DIA position was RM537.7 billion. Malaysia's International Investment Position (IIP) registered a higher net asset of RM112.6 billion as compared to RM106.4 billion in the previous quarter. The international reserves edged up to RM461.5 billion from RM450.8 billion at the end of first quarter of 2021.

The full publication of Quarterly Balance of Payments, Second Quarter 2021 can be downloaded through [eStatistik](#) portal.

Chart 1: Current Account Balance, 1985-2020 and Q1 2018 - Q2 2021

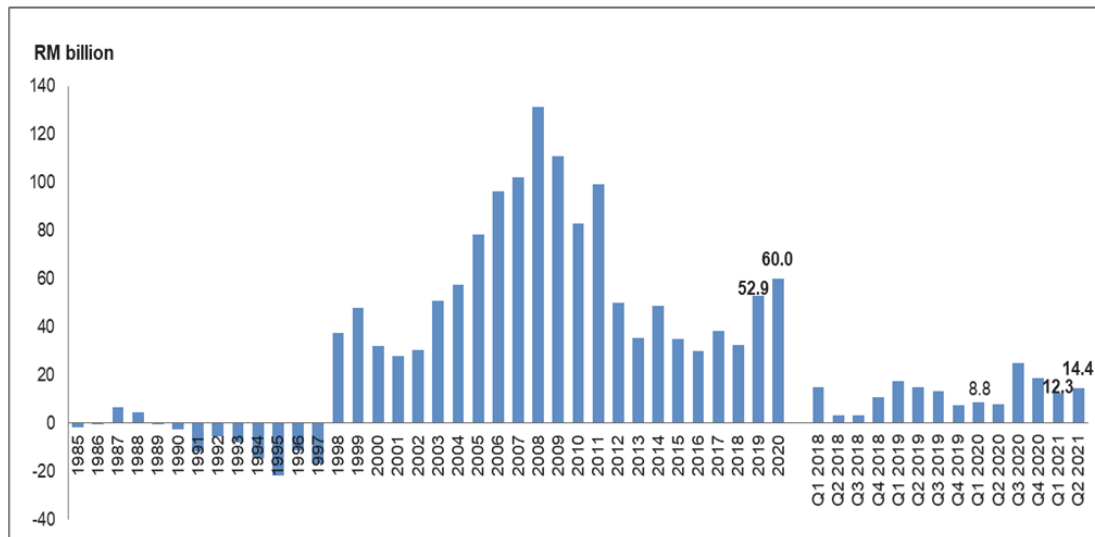


Chart 2: Exports of Services, 1985-2020, Q1 2018 - Q2 2021

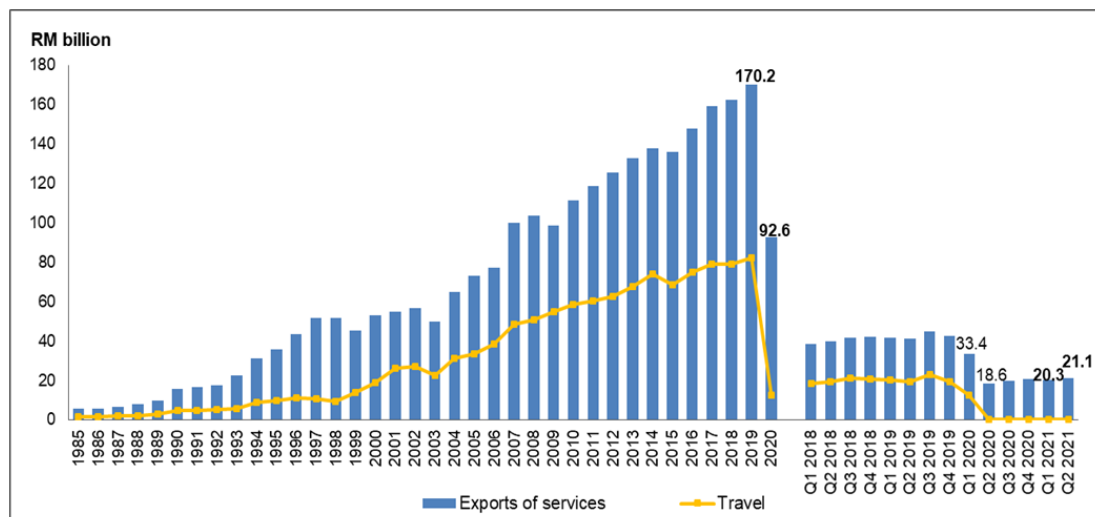


Chart 3: Foreign Direct Investment (FDI) in Malaysia Flows and Position,

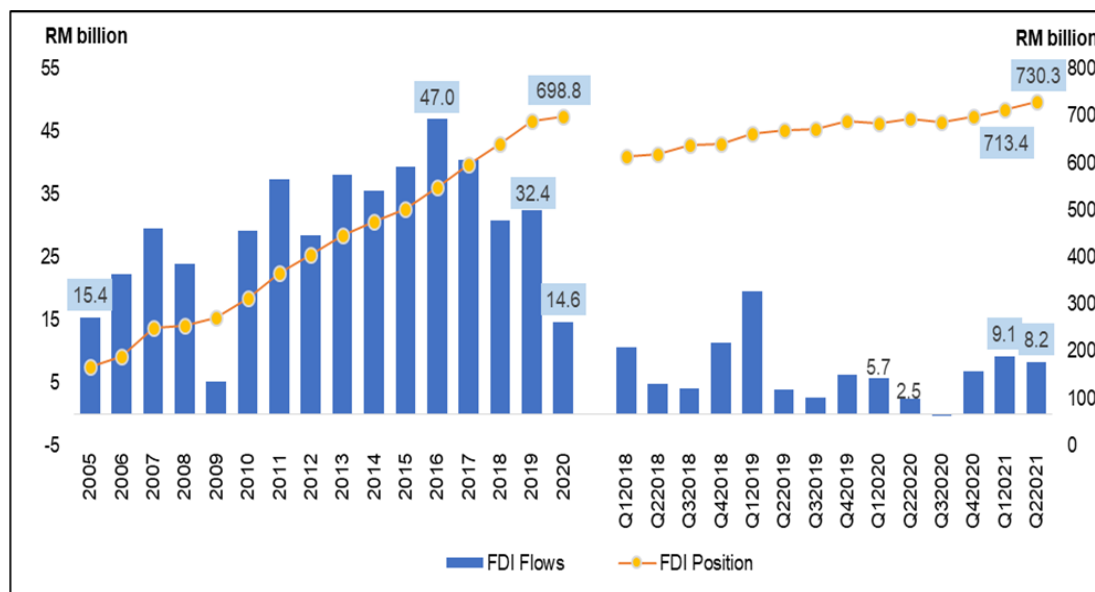


Chart 4: Direct Investment Abroad (DIA) Flows and Position, 2005 - 2020 and Q1 2018 - Q2 2021

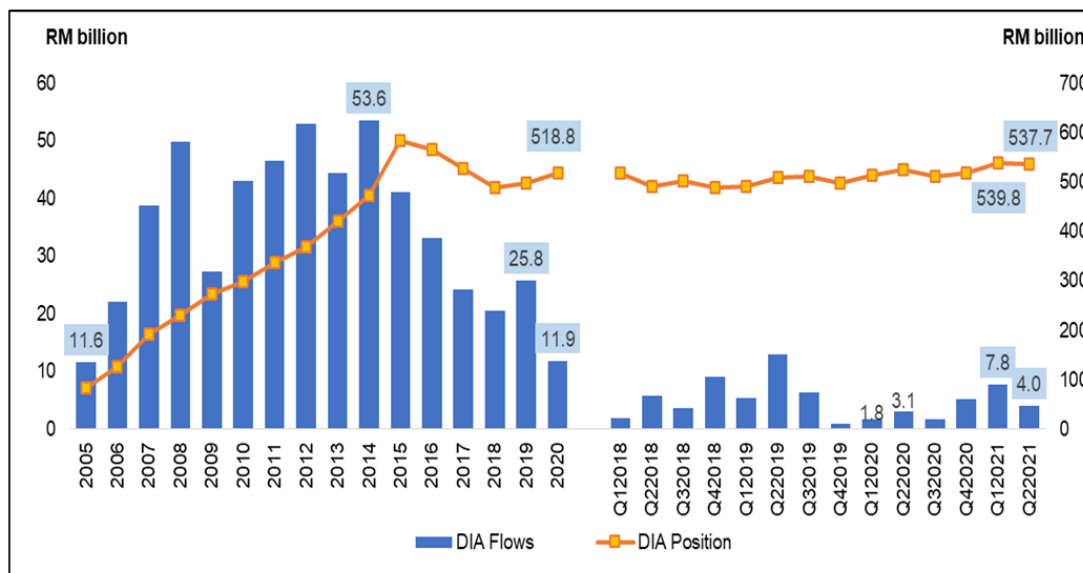
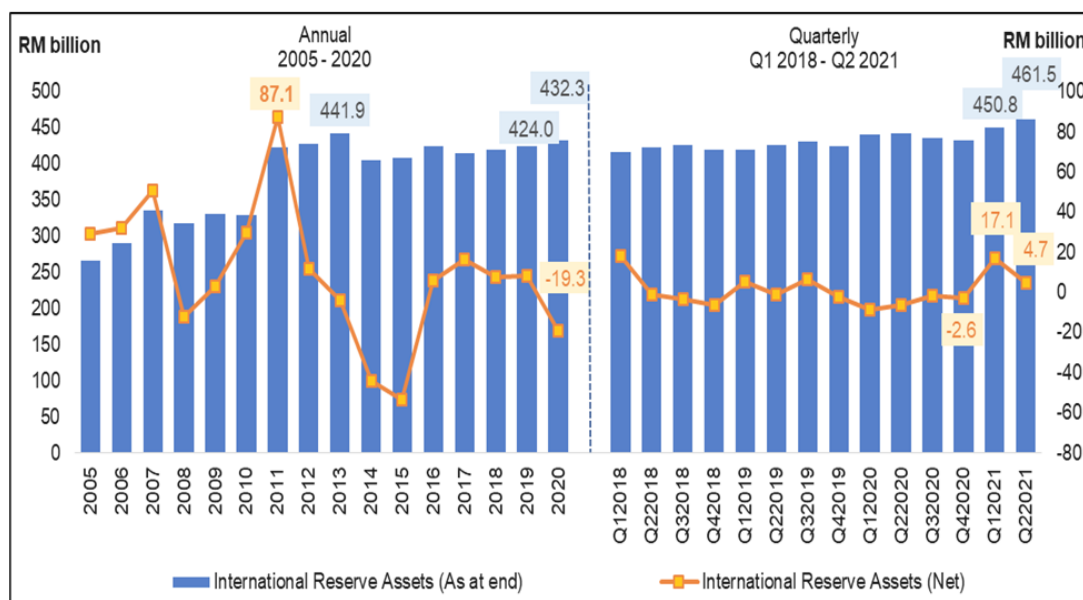


Chart 5: International Reserve Assets 2005 - 2020 and Q1 2018 - Q2 2021



Download: [Summary Table of Balance of Payments, Q2 2021](#)  [Quarterly Bulletin FDI and DIA, Q2 2021](#)



Released By:

DATO' SRI DR. MOHD UZIR MAHIDIN
CHIEF STATISTICIAN MALAYSIA
DEPARTMENT OF STATISTICS, MALAYSIA

 **DrUzir_Mahidin**   **Dr_Uzir**

#myHariBulan# #myBulan# #myTahun#

Contact person:

Mohd Yusrizal Ab Razak
Public Relation Officer
Strategic Communication and International Division
Department of Statistics, Malaysia
Tel : +603-8885 7942
Fax : +603-8888 9248
E-mail : yusrizal.razak[at]dosm.gov.my

Contact person:

Baharudin Mohamad
Public Relation Officer
Strategic Communication and International Division
Department of Statistics Malaysia
Tel : +603-8090 4681
Fax : +603-8888 9248
Email : baharudin[at]dosm.gov.my

Copyright ©2025 Department of Statistics Malaysia Official Portal. All Rights Reserved.