



PRODUCER PRICE INDEX MALAYSIA MARCH 2019



Department of Statistics Malaysia
<https://www.dosm.gov.my>



@StatsMalaysia


PRODUCER PRICE INDEX (PPI) LOCAL PRODUCTION

**MARCH
2019**


PPI Local Production
decreased 1.5% in March 2019
as compared to March 2018

PERCENTAGE CHANGE OF INDEX BY SECTOR

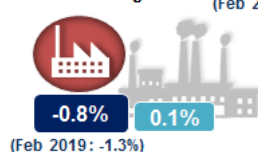
Agriculture,
forestry & fishing



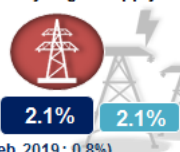
Mining



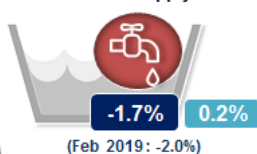
Manufacturing



Electricity & gas supply



Water supply



PERCENTAGE CHANGE OF PPI

-1.5%

(Feb 2019: -1.6%)

■ Year-on-Year

-0.3%

(Feb 2019: 0.6%)

■ Month-on-Month

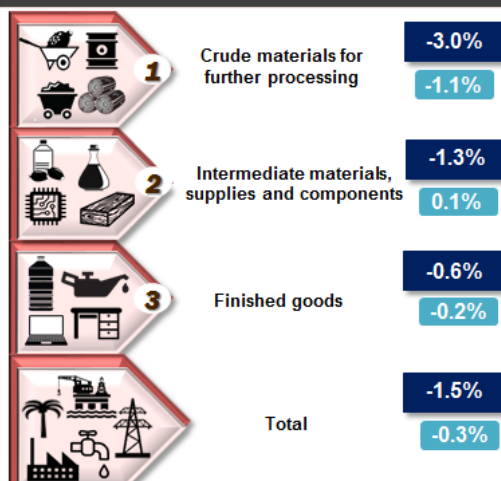


PPI SELECTED COUNTRIES



Source: <https://tradingeconomics.com>

PERCENTAGE CHANGE OF INDEX BY STAGE OF PROCESSING



Source : Producer Price Index Local Production (2010=100), March 2019
Department of Statistics Malaysia

PRODUCER PRICE INDEX (2010=100) BY SECTOR (MSIC 2008)

The Producer Price Index (PPI) local production decreased 1.5 per cent in March 2019 as compared to the same month of the preceding year. The sectors which decreased during this month were Agriculture, forestry & fishing (-14.2%), Water supply (-1.7%) and Manufacturing (-0.8%). Meanwhile, the index of Mining and Electricity & gas supply increased 3.0 per cent and 2.1 per cent respectively.

As compared to the previous month, the PPI local production declined 0.3 per cent in March 2019. This was due to the decline in Agriculture, forestry & fishing by 5.8 per cent. However, the index of four sectors increased namely Electricity & gas supply (+2.1%), Mining (+0.5%), Water supply (+0.2%) and Manufacturing (+0.1%). PPI local production for the period of January-March 2019 registered a decrease of 2.2 per cent as compared to the same period last year.

Table I: Producer Price Index (2010=100) Local Production by Sector (MSIC 2008), Malaysia

Sector	Code	Weights	Index	Percentage Change					
			Mar 2019	Year-on-Year			Month-on-Month		
				Jan 2019/ Jan 2018	Feb 2019/ Feb 2018	Mar 2019/ Mar 2018	Jan 2019/ Dec 2018	Feb 2019/ Jan 2019	Mar 2019/ Feb 2019
Total		100.000	104.7	-3.6	-1.6	-1.5	0.6	0.6	-0.3
Agriculture, forestry & fishing	A	6.730	89.4	-14.0	-11.6	-14.2	7.2	0.2	-5.8
Mining	B	7.927	100.3	-8.4	2.4	3.0	1.8	4.7	0.5
Manufacturing	C	81.571	106.2	-2.3	-1.3	-0.8	-0.1	0.2	0.1
Electricity & gas supply	D	3.442	118.8	2.2	0.8	2.1	0.3	-0.3	2.1
Water supply	E	0.330	112.1	-1.0	-2.0	-1.7	-1.7	-1.0	0.2

PRODUCER PRICE INDEX BY STAGE OF PROCESSING

In March 2019, the PPI local production at all stage of processing (SOP) showed a decline as compared to the same month last year. It was contributed by the index of Crude materials for further processing (-3.0%), Intermediate materials, supplies and components (-1.3%) and Finished goods (-0.6%).

On monthly basis, the PPI local production by SOP for March 2019 decreased 0.3 per cent which was contributed by Crude materials for further processing (-1.1%) and Finished goods (-0.2%). On the other hand, Intermediate materials, supplies & components rose 0.1 per cent.

Table II: Producer Price Index (2010=100), Local Production by Stage of Processing

Stage of Processing	Code	Weights	Index	Percentage Change					
				Year-on-Year			Month-on-Month		
			Mar 2019	Jan 2019/ Jan 2018	Feb 2019/ Feb 2018	Mar 2019/ Mar 2018	Jan 2019/ Dec 2018	Feb 2019/ Jan 2019	Mar 2019/ Feb 2019
Total		100.000	104.7	-3.6	-1.6	-1.5	0.6	0.6	-0.3
Crude materials for further processing	1	16.410	104.1	-9.7	-2.9	-3.0	3.7	2.3	-1.1
Intermediate materials, supplies and components	2	56.119	106.7	-2.2	-1.9	-1.3	-0.3	0.1	0.1
Finished goods	3	27.471	101.0	-1.8	-0.2	-0.6	0.1	0.2	-0.2

Released By:

DATO' SRI DR. MOHD UZIR MAHIDIN
CHIEF STATISTICIAN MALAYSIA
DEPARTMENT OF STATISTICS, MALAYSIA

 DrUzir_Mahidin   Dr_Uzir

30 April 2019

Contact person:

Public Relation Officer
 Strategic Communication and International Division
 Department of Statistics, Malaysia
 Tel : +603-8885 7187 / 7942
 Fax : +603-8888 9248
 Email : jpbkkp[at]dosm.gov.my

Contact person:

Baharudin Mohamad
 Public Relation Officer
 Strategic Communication and International Division
 Department of Statistics Malaysia

Tel : +603-8090 4681

Fax : +603-8888 9248

Email : baharudin[at]dosm.gov.my

Copyright ©2026 Department of Statistics Malaysia Official Portal. All Rights Reserved.