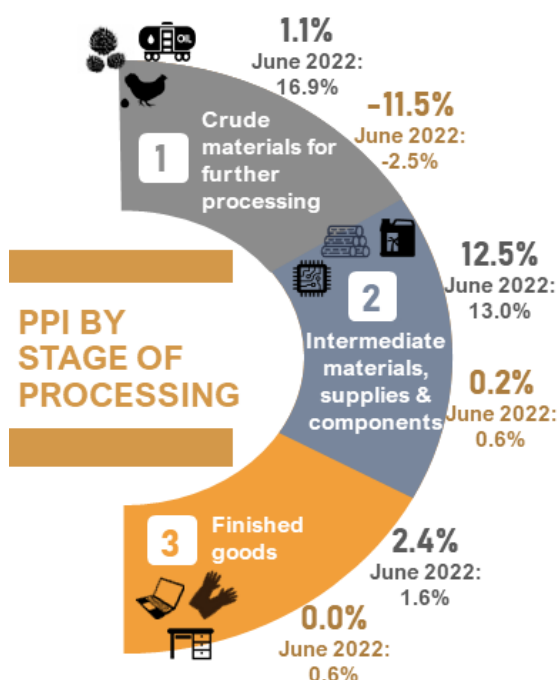



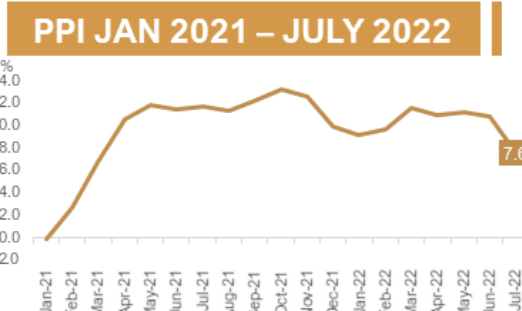


## PRODUCER PRICE INDEX MALAYSIA JULY 2022



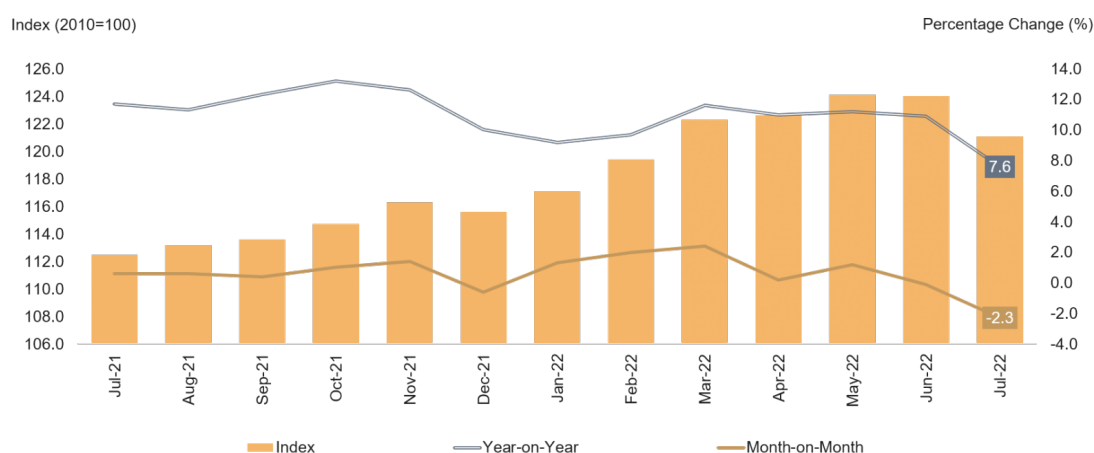
**PPI OF OTHER COUNTRIES**

Country	July 2022	June 2022
United States of America	9.8%	11.3%
United Kingdom	17.1%	16.4%
P.R. China	4.2%	6.1%
Thailand	12.2%	13.8%
Japan	8.6%	9.4%
Republic of Korea	9.2%	10.0%



Source: Producer Price Index (PPI) Local Production, Department of Statistics Malaysia (DOSM)

## PPI Local Production, July 2021 - July 2022



### PRODUCER PRICE INDEX (2010=100) BY SECTOR (MSIC 2008)

- Producer Price Index (PPI) Local Production eased in July 2022 to record 7.6 per cent increase as compared to 10.9 per cent in June 2022.
- The increase was attributed by Manufacturing index with 9.9 per cent (June 2022: 10.0%), followed by Mining index that increased 9.0 per cent, slower than 17.5 per cent posted in June 2022. Meanwhile, Agriculture, forestry & fishing index recorded a decrease of negative 10.3 per cent in July 2022 (June 2022: 18.1%).
- Water supply and Electricity & gas supply indices recorded an increase of 2.1 per cent and 0.9 per cent in July 2022, respectively.
- For a monthly comparison, PPI Local Production posted a decline for two consecutive months to record a negative 2.3 per cent in July 2022 (June 2022: -0.1%). The decrease was due to Agriculture, forestry & fishing index that recorded a double-digit decline of negative 22.3 per cent (June 2022: -9.5%). In addition, Mining index also declined by negative 3.6 per cent (June 2022: 5.4%).
- On the other hand, Manufacturing index increased 0.2 per cent (June 2022: 0.7%). For utility indices, Electricity & gas supply index increased 0.9 per cent, meanwhile, Water supply index decreased negative 0.3 per cent.
- In terms of PPI Local Production by stage of processing, Crude materials for further processing index inclined 1.1 per cent (June 2022: 16.9%), followed by Intermediate materials, supplies & components (12.5%) and Finished goods (2.4%) indices.
- For a monthly comparison, the index of Crude materials for further processing declined by negative 11.5 per cent. However, Intermediate materials, supplies & components index increased 0.2 per cent. Meanwhile, Finished goods index remained unchanged as in the previous month.

The full publication of the Producer Price Index Malaysia, July 2022 can be downloaded from [eStatistik](#) portal.

**Released by:**

**DEPARTMENT OF STATISTICS, MALAYSIA**

**29<sup>th</sup> AUGUST 2022**

**Contact person:****Baharudin Mohamad**

Public Relation Officer

Strategic Communication and International Division

Department of Statistics, Malaysia

**Tel :** +603-8885 7942

**Fax :** +603-8888 9248

**Email:** baharudin[at]dosm.gov.my

**Contact person:**

Baharudin Mohamad

Public Relation Officer

Strategic Communication and International Division

Department of Statistics Malaysia

Tel : +603-8090 4681

Fax : +603-8888 9248

Email : baharudin[at]dosm.gov.my

**Copyright ©2025 Department of Statistics Malaysia Official Portal. All Rights Reserved.**