



## PRODUCER PRICE INDEX MALAYSIA JULY 2019



Department of Statistics Malaysia

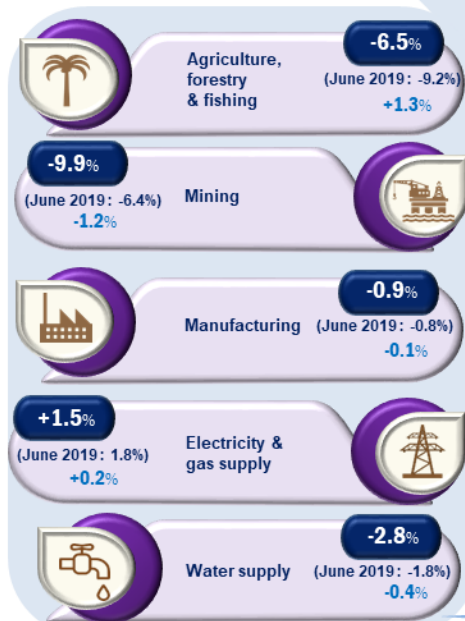
<https://www.dosm.gov.my>



### PRODUCER PRICE INDEX (PPI) LOCAL PRODUCTION

**JULY  
2019**

#### PPI BY SECTOR



**PPI Local Production  
decreased 2.2%  
in July 2019  
as compared to July 2018**



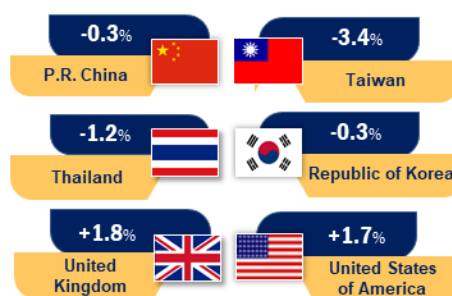
Year-on-Year

**-2.2%**  
(June 2019 : -1.8%)

**-0.1%**  
(June 2019 : -0.9%)


Month-on-Month

#### PPI SELECTED COUNTRIES



Source : <https://tradingeconomics.com>

#### PPI BY STAGE OF PROCESSING



Source : Producer Price Index Local Production (2010=100) July 2019, Department of Statistics Malaysia

## PRODUCER PRICE INDEX (2010=100) BY SECTOR (MSIC 2008)

The Producer Price Index (PPI) local production decreased 2.2 per cent in July 2019 as compared to the same month of the preceding year. The Mining index showed the highest decline at 9.9 per cent, followed by Agriculture, forestry & fishing (-6.5%), Water supply (-2.8%) and Manufacturing (-0.9%) indices. Meanwhile, the index of Electricity & gas supply edged up by 1.5 per cent.

As compared to the previous month, the PPI local production declined 0.1 per cent in July 2019. The index of Mining registered the highest rate of decline at 1.2 per cent, followed by Water supply (-0.4%) and Manufacturing (-0.1%) indices. In contrast, Agriculture, forestry & fishing and Electricity & gas supply indices increased 1.3 per cent and 0.2 per cent respectively. The PPI local production for the period of January to July 2019 registered a decrease of 2.0 per cent as compared to the same period last year.

**Table 1 : Producer Price Index (2010=100) Local Production by Sector (MSIC 2008), Malaysia**

Sector	Code	Weights	Index	Percentage Change					
				Year-on-Year			Month-on-Month		
			July 2019	May 2019/ May 2018	June 2019/ June 2018	July 2019/ July 2018	May 2019/ Apr 2019	June 2019/ May 2019	July 2019/ June 2019
Total		100.000	104.4	-1.5	-1.8	-2.2	0.2	-0.9	-0.1
Agriculture, forestry & fishing	A	6.730	91.1	-12.8	-9.2	-6.5	-1.6	1.1	1.3
Mining	B	7.927	99.3	-0.4	-6.4	-9.9	2.7	-8.7	-1.2
Manufacturing	C	81.571	105.7	-0.6	-0.8	-0.9	0.1	-0.3	-0.1
Electricity & gas supply	D	3.442	118.0	1.2	1.8	1.5	0.1	-0.2	0.2
Water supply	E	0.330	111.4	-2.3	-1.8	-2.8	-0.2	-0.2	-0.4

## PRODUCER PRICE INDEX BY STAGE OF PROCESSING

In July 2019, the PPI local production by stage of processing (SOP) declined 2.2 per cent. The decrease was attributed by Crude materials for further processing (-7.7%) and Intermediate materials, supplies & components (-1.8%) indices. Conversely, the index of Finished goods rose 1.3 per cent.

On a monthly basis, the PPI local production by SOP for July 2019 decreased 0.1 per cent. This was due to the index of Crude materials for further processing (-0.7%). On the other hand, the index of Intermediate materials, supplies & components increased 0.1 per cent while the Finished goods index was unchanged.

**Table 2 : Producer Price Index (2010=100), Local Production by Stage of Processing**

Stage of Processing	Code	Weights	Index						
			July 2019	Year-on-Year		Percentage Change			
				May 2019/ May 2018	June 2019/ June 2018	July 2019/ July 2018	May 2019/ Apr 2019	June 2019/ May 2019	July 2019/ June 2019
Total		100.000	104.4	-1.5	-1.8	-2.2	0.2	0.9	-0.1
Crude materials for further processing	1	16.410	103.7	-5.0	-7.0	-7.7	0.2	-3.8	-0.7
Intermediate materials, supplies and components	2	56.119	105.9	-0.8	-1.4	-1.8	0.2	-0.8	0.1
Finished goods	3	27.471	101.5	0.1	1.3	1.3	0.4	0.4	0.0

**Released by:**

**DATO' SRI DR. MOHD UZIR MAHIDIN**  
**CHIEF STATISTICIAN MALAYSIA**  
**DEPARTMENT OF STATISTICS, MALAYSIA**

 DrUzir\_Mahidin   Dr\_Uzir

**29 August 2019**

**Contact person:**

Rohaida binti Mohamad  
Public Relation Officer  
Strategic Communication and International Division  
Department of Statistics, Malaysia  
**Tel :** +603-8885 7942  
**Fax :** +603-8888 9248  
**Email :** rohaida.mohamad[at]dosm.gov.my

**Contact person:**

Baharudin Mohamad  
Public Relation Officer

Strategic Communication and International Division  
Department of Statistics Malaysia  
Tel : +603-8090 4681  
Fax : +603-8888 9248  
Email : baharudin[at]dosm.gov.my

**Copyright ©2025 Department of Statistics Malaysia Official Portal. All Rights Reserved.**