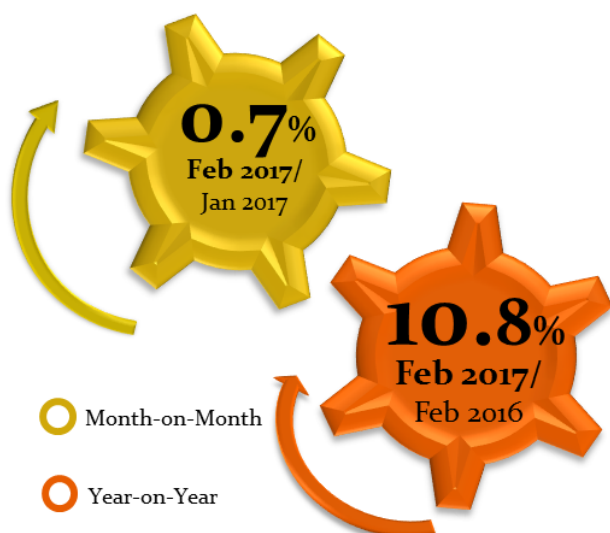
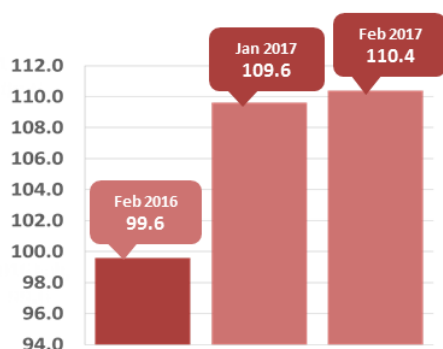




## PRODUCER PRICE INDEX MALAYSIA FEBRUARY 2017

**PPI for Local Production increased 10.8%**  
**in February 2017 compared to February 2016**

### Overall Index



### Percentage Change by Sector

Agriculture, Forestry  
& Fishing

0.2 %



29.3 %

Mining

-0.9 %



35.7 %

Manufacturing

1.1 %



7.4 %

Electricity & gas  
supply <sup>(i)</sup>

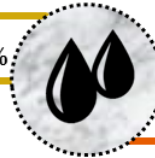
-0.1 %



3.0 %

Water supply <sup>(i)</sup>

-0.2 %



-0.1 %

Note: <sup>(i)</sup> The price used in the calculation of the index refers to the net transaction prices for sales of output received by producers

Source: Producer Price Index Local Production (2010=100), February 2017

Department of Statistics, Malaysia  
<https://www.dosm.gov.my>



<https://www.facebook.com/StatsMalaysia>



<https://twitter.com/StatsMalaysia>

## Producer Price Index (2010=100) by Sector (MSIC 2008)

Year-on-year comparison showed that the Producer Price Index (PPI) for local production increased 10.8 per cent in February 2017. The highest increase was recorded by Mining index (+35.7%) followed by Agriculture, forestry & fishing (+29.3%), Manufacturing (+7.4%) and Electricity & gas supply (+3.0%). However, index for Water supply decreased by 0.1 per cent.

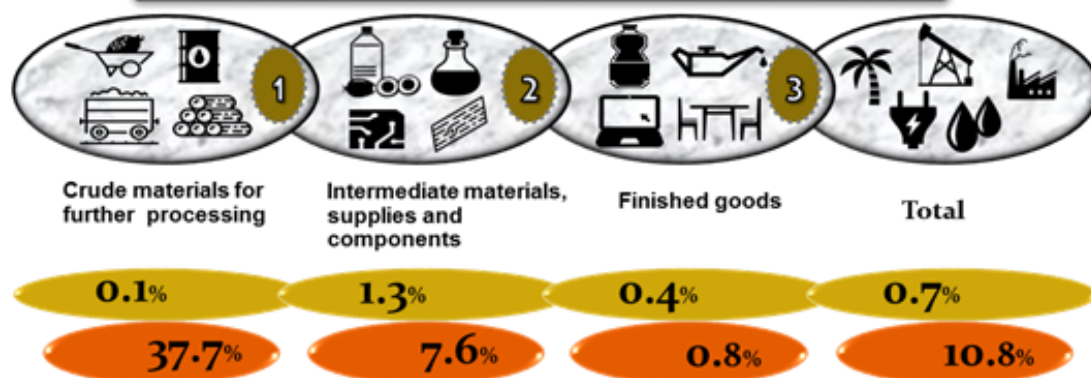
The PPI for local production inclined by 0.7 per cent in February 2017 compared to January 2017. This was due to increases in two sectors namely, Manufacturing (+1.1%) and Agriculture, forestry & fishing (+0.2%). Meanwhile, Mining declined 0.9 per cent, followed by Water supply (-0.2%) and Electricity & gas supply (-0.1%). [Table I]

**Table I : Producer Price Index (2010=100) Local Production by Sector (MSIC 2008), Malaysia**

Sector	Code	Weights	Index	Percentage Change Month-on-Month			Percentage Change Year-on-Year		
			Feb 2017	Dec 2016/ Nov 2016	Jan 2017/ Dec 2016	Feb 2017/ Jan 2017	Dec 2016/ Dec 2015	Jan 2017/ Jan 2016	Feb 2017/ Feb 2016
<b>Total</b>		100.0	<b>110.4</b>	▲ 3.6	▲ 2.0	▲ 0.7	▲ 6.5	▲ 10.2	▲ 10.8
Agriculture, Forestry & Fishing	A	8.2	128.0	▲ 7.9	▲ 2.7	▲ 0.2	▲ 34.5	▲ 33.4	▲ 29.3
Mining	B	9.7	94.6	▲ 19.3	▲ 6.3	▼ -0.9	▲ 11.6	▲ 42.8	▲ 35.7
Manufacturing	C	78.8	110.4	▲ 1.8	▲ 1.5	▲ 1.1	▲ 3.7	▲ 5.6	▲ 7.4
Electricity & gas supply	D	3.1	114.5	▲ 0.4	▼ -0.1	▼ -0.1	▲ 3.5	▲ 3.2	▲ 3.0
Water supply	E	0.3	112.8	▲ 0.4	▼ -1.4	▼ -0.2	▲ 0.4	◀ 0.0	▼ -0.1

## Producer Price Index by Stage of Processing

### Percentage Change by Stage of Processing February 2017



Source: Producer Price Index Local Production (2010=100), February 2017

Department of Statistics, Malaysia  
<https://www.dosm.gov.my>



<https://www.facebook.com/StatsMalaysia>



<https://twitter.com/StatsMalaysia>

The PPI for local production by stage of processing (SOP) inclined 0.7 per cent in February 2017 compared to the previous month. This inclination was due to increases in the indices for Intermediate materials, supplies and components (+1.3%), Finished goods (+0.4%) and Crude materials for further processing (+0.1%).

As compared with the same month a year ago, the PPI for local production by SOP for February 2017 increased 10.8 per cent. This was due to increases in index for Crude materials for further processing (+37.7%), Intermediate materials, supplies and components (+7.6%) and Finished goods (+0.8%). [Table II]

**Table II : Producer Price Index (2010=100), Local Production by Stage of Processing**

Stage of Processing	Code	Weights	Index	Percentage Change Month-on-Month			Percentage Change Year-on-Year		
			Feb 2017	Dec 2016/ Nov 2016	Jan 2017/ Dec 2016	Feb 2017/ Jan 2017	Dec 2016/ Dec 2015	Jan 2017/ Jan 2016	Feb 2017/ Feb 2016
<b>Total</b>		100.0	<b>110.4</b>	▲ 3.6	▲ 2.0	▲ 0.7	▲ 6.5	▲ 10.2	▲ 10.8
Crude materials for further processing	1	20.3	115.1	▲ 12.3	▲ 3.1	▲ 0.1	▲ 29.5	▲ 39.1	▲ 37.7
Intermediate materials, supplies and components	2	53.6	112.0	▲ 2.0	▲ 2.1	▲ 1.3	▲ 2.7	▲ 6.0	▲ 7.6
Finished goods	3	26.1	103.6	▲ 0.2	▲ 0.4	▲ 0.4	▼ -0.1	▲ 0.4	▲ 0.8

**Released By:**

**DR. MOHD UZIR MAHIDIN**  
**CHIEF STATISTICIAN MALAYSIA**  
**DEPARTMENT OF STATISTICS, MALAYSIA**

**31 March 2017**

**Contact person:**

Ho Mei Kei  
Public Relation Officer  
Corporate and User Services Division  
Department of Statistics, Malaysia  
Tel : +603-8885 7942  
Fax : +603-8888 9248  
Email : mkho[at]stats.gov.my

**Contact person:**

Baharudin Mohamad  
Public Relation Officer  
Strategic Communication and International Division

Department of Statistics Malaysia

Tel : +603-8090 4681

Fax : +603-8888 9248

Email : [baharudin\[at\]dosm.gov.my](mailto:baharudin[at]dosm.gov.my)

**Copyright ©2026 Department of Statistics Malaysia Official Portal. All Rights Reserved.**