



MALAYSIA INPUT-OUTPUT TABLES, 2015



Department of Statistics Malaysia

<https://www.dosm.gov.my>

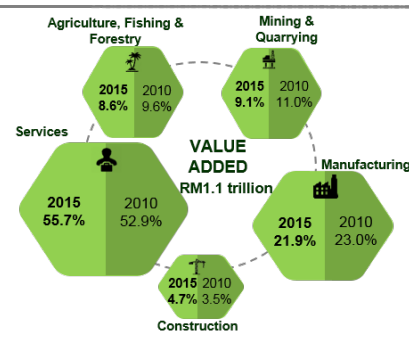
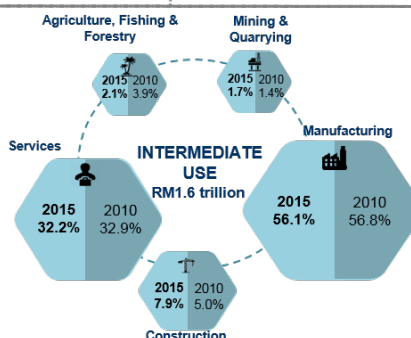
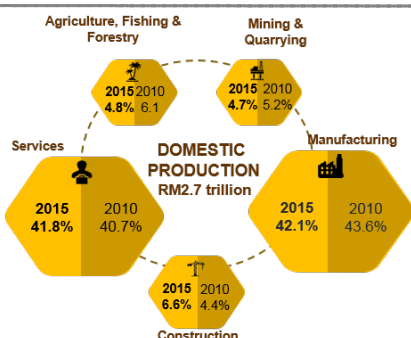

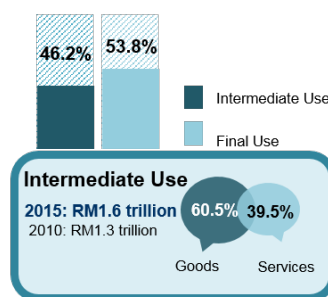



SUPPLY AND USE TABLES, MALAYSIA 2015

Supply and Use increased **5.7%** for the period of 2010 to 2015

SUPPLY 2015: RM3.5 trillion 2010: RM2.7 trillion

USE 2015: RM3.5 trillion 2010: RM2.7 trillion



Total Supply and Use increased 5.7% annually for the period of 2010 to 2015

Total supply and use in the Malaysia's economy was valued at RM3.5 trillion in 2015 as compared to RM2.7 trillion in 2010. It grew 5.7 per cent annually for the five years period.

In terms of supply, domestic production contributed a larger share with 78.1 per cent while imports 20.6 per cent. Net taxes on products contributed 1.3 per cent.

The domestic production was impelled by Manufacturing sector with a contribution of 42.1 per cent (RM1.2 trillion). The main contributor to this sector was Manufacture of Electronic Components and Boards (12.6%). Meanwhile, 41.8 per cent was contributed by Services sector. Out of which, Wholesale & retail trade subsector was the main impetus with 10.9 per cent.

Total imports of goods & services for 2015 was RM728.8 billion, grew 4.6 per cent annually. The value of imports of goods registered RM572.1 billion (78.5%) in 2015, while imports of services increased to RM156.7 billion (21.5%).

In terms of use, final use registered 53.8 per cent as against intermediate use with 46.2 per cent. Intermediate use in 2015 was RM1.6 trillion compared with RM1.3 trillion in 2010, recording an annual growth of 5.2 per cent. Manufacturing sector remained the largest contributor to intermediate use (56.1%),

increased to RM917.6 billion in 2015 from RM720.3 billion (2010: 56.8%).

Final use grew 6.2 per cent annually to attain RM1.9 trillion compared with RM1.4 trillion in 2010. Exports posted the highest contribution to the final use with 42.9 per cent followed by Private Consumption with 33.5 per cent.

Total exports of goods and services for 2015 was RM817.4 billion with an annual growth of 1.9 per cent. The value of exports of goods posted RM681.3 billion (83.3%). Exports of services increased to RM136.1 billion (16.7%) in 2015.

Private Consumption in 2015 was RM637.5 billion, an increase of 10.5 per cent per annum (2010: RM387.1 billion). Food & non-alcoholic beverages posted the highest contribution to the household consumption in Malaysia with RM136.6 billion (20.6%). Out of which, refined palm oils were the most consumed with 2.6 per cent, followed by chicken eggs as well as coconut oil with 1.9 per cent and 1.2 per cent, respectively. The second highest contributor to the household consumption was Housing, water, electricity, gas and other fuels with 15.6 per cent or RM103.4 billion and followed by Transport with 13.4 per cent (RM88.9 billion).

Gross Fixed Capital Formation (GFCF) in 2015 recorded a growth of 11.0 per cent annually, rose to RM307.2 billion from RM182.6 billion in 2010. Services sector was the major contributor to GFCF with 57.7 per cent or RM177.4 billion.

In 2015, the Malaysian economy has achieved a value added of RM1.1 trillion as against RM805.2 billion in 2010, rose 7.0 per cent annually.

Released By:

DATO' SRI DR. MOHD UZIR MAHIDIN
CHIEF STATISTICIAN MALAYSIA
DEPARTMENT OF STATISTICS, MALAYSIA

 [DrUzir_Mahidin](#)  [Dr_Uzir](#) 

#myHariBulan# #myBulan# #myTahun#

Contact person:

Ho Mei Kei
Public Relation Officer
Strategic Communication and International Division
Department of Statistics, Malaysia
Tel : +603-8885 7942
Fax : +603-8888 9248
Email : mkho[at]dosm.gov.my

Contact person:

Baharudin Mohamad
Public Relation Officer
Strategic Communication and International Division
Department of Statistics Malaysia
Tel : +603-8090 4681
Fax : +603-8888 9248
Email : baharudin[at]dosm.gov.my

