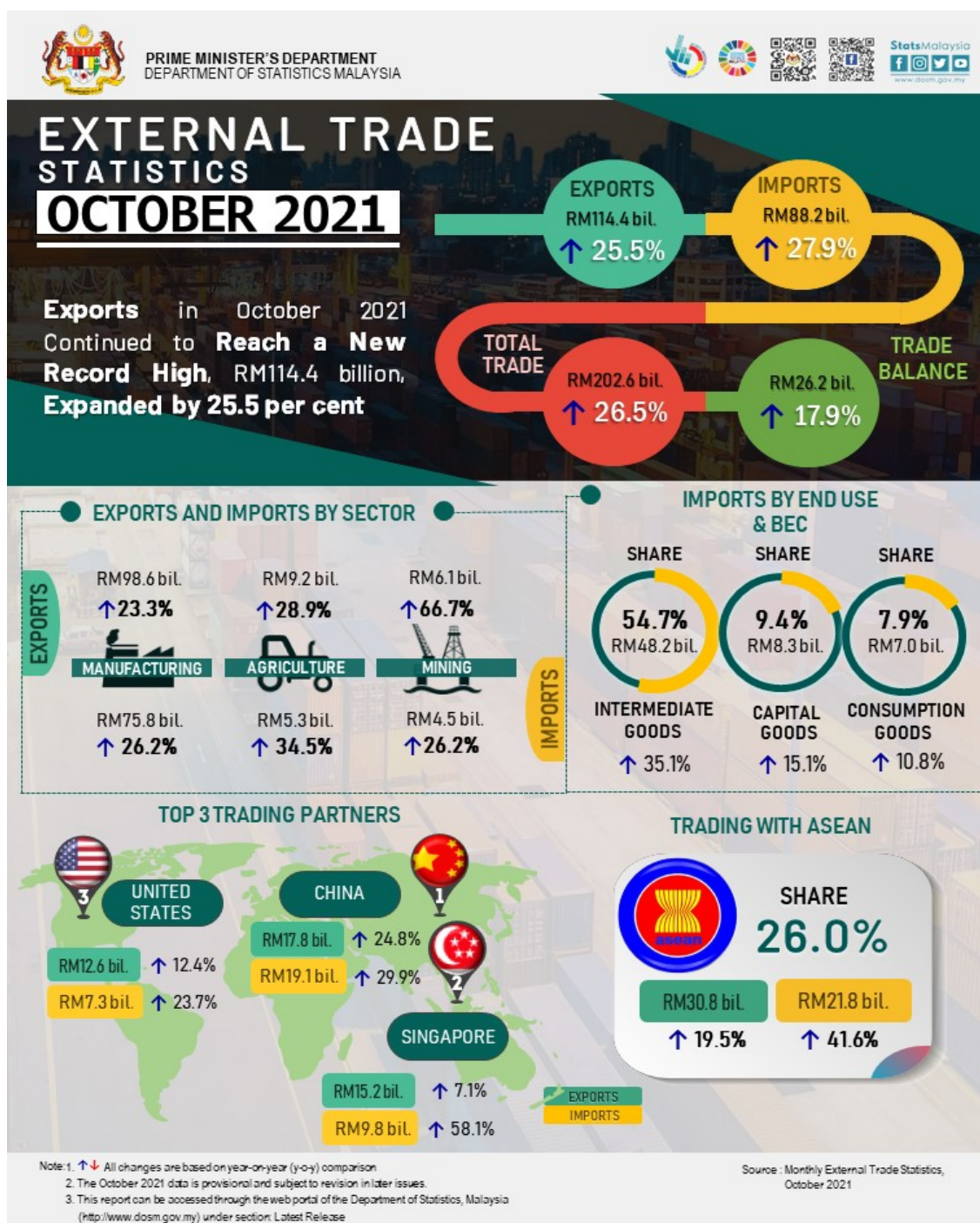




## MALAYSIA EXTERNAL TRADE STATISTICS BULLETIN, OCTOBER 2021



## KEY FACTS

Malaysia's total trade, since August 2021, has maintained its upward trend with total trade expanding by 26.5 per cent, reaching RM202.6 billion in October 2021 as compared to RM160.1 billion in previous year. Exports continued to increase by 25.5 per cent to RM114.4 billion as compared to October 2020. Imports rose by 27.9 per cent year-on-year (y-o-y) in October 2021 amounted at RM88.2 billion. Trade value continued to record a surplus, with a value of RM26.2 billion, an increase of 17.9 per cent from the previous year.

On a month-on-month (m-o-m) basis, exports, imports, total trade and trade surplus recorded positive growths of 3.2 per cent, 4.1 per cent, 3.6 per cent and 0.5 per cent, respectively.

### A. PERFORMANCE OF EXPORTS

Malaysia's exports reached a new high, RM114.4 billion in October 2021, expanded by 25.5 per cent as compared to the previous year. Domestic exports and re-exports both contributed to the growth. Domestic exports stood at RM91.3 billion and contributed 79.8 per cent to total exports, grew by 23.3 per cent. On the same note, re-exports with a value of RM23.2 billion, grew by 34.8 per cent y-o-y. In comparison to September 2021, exports rose 3.2 per cent or RM3.6 billion. Analysis of the seasonally adjusted terms m-o-m, exports decreased by 6.7 per cent or RM7.5 billion to RM104.3 billion.

Chart 1: Domestic Exports, Re-Exports (RM billion) and Annual Change (%)

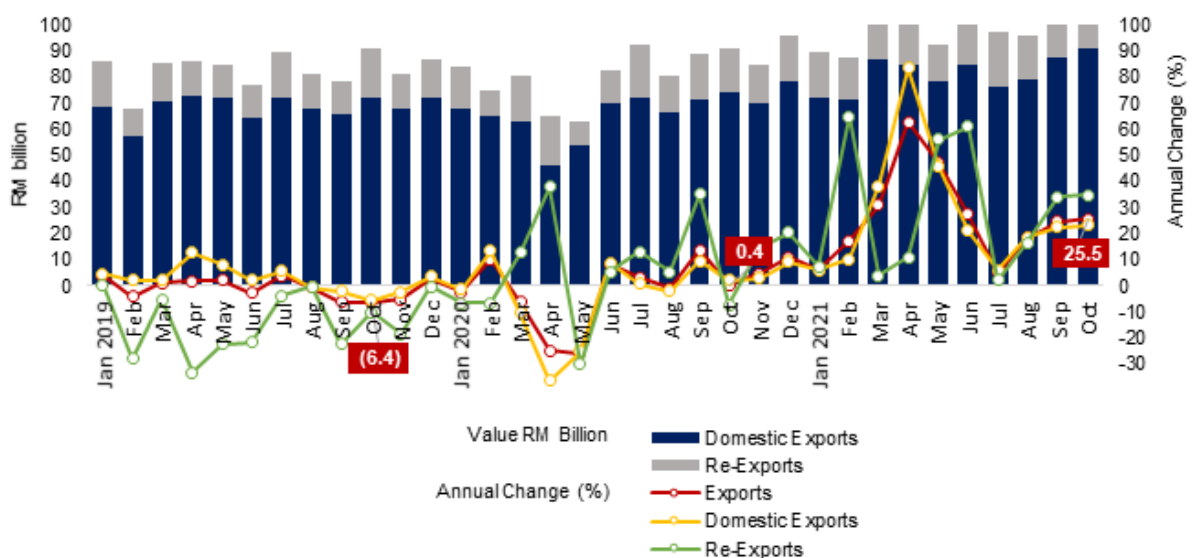


Chart 2: Actual Export Value and Seasonally Adjusted Export Value, RM billion



## B. PERFORMANCE OF IMPORTS

Malaysia's imports in October 2021 totalled RM88.2 billion, continued to register a strong growth of 27.9 per cent or RM19.2 billion. On a m-o-m basis, imports grew 4.1 per cent or RM3.5 billion. Based on seasonally adjusted terms, imports increased marginally by 0.7 per cent to RM84.6 billion.

On a y-o-y basis, imports by end use registered a positive growth with the increases in the intermediate goods, capital goods and consumption goods.

Chart 3: Imports, Value (RM billion) and Annual Change (%)

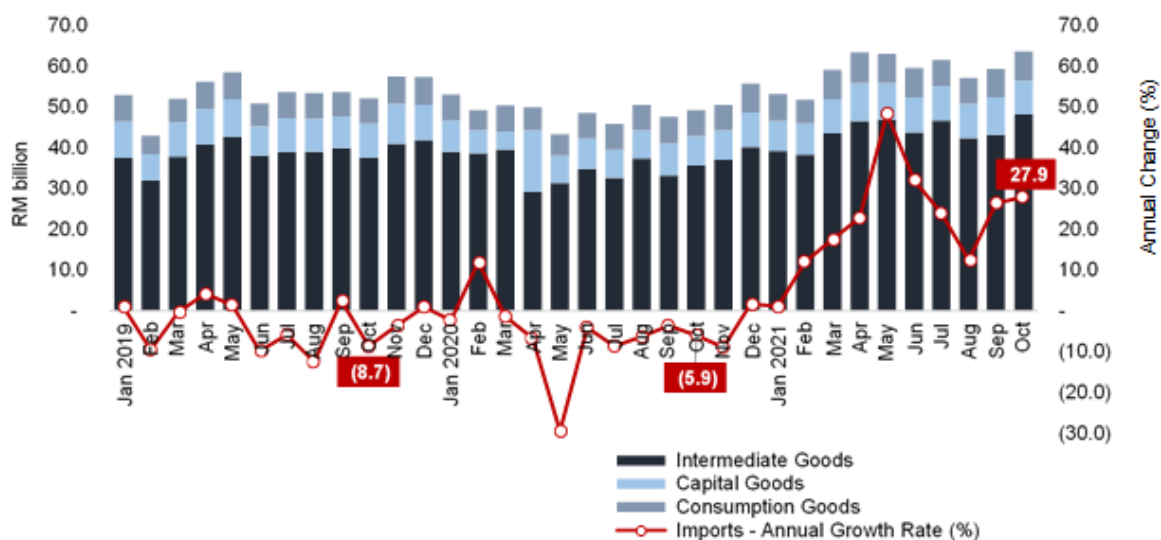
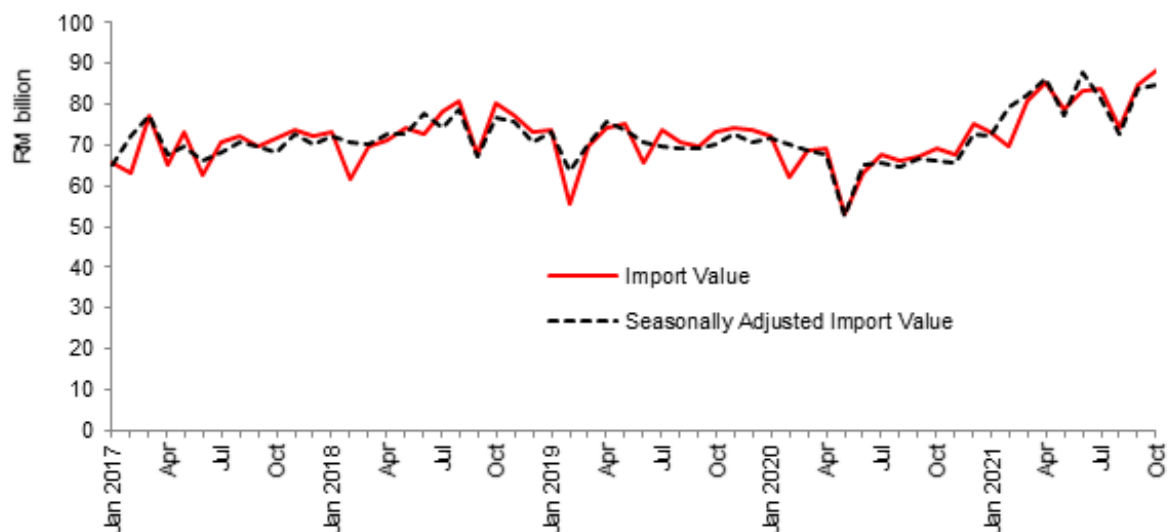


Chart 4: Actual Import Value and Seasonally Adjusted Import Value, RM billion



Download [full article here](#)

Download: [Appendix here](#)

### #Notes:

1. The October 2021 data is provisional and subject to revision in later issues.
2. This report can be accessed through the web portal of the Department of Statistics, Malaysia (<https://www.dosm.gov.my>) under section: Latest Release.

**Released By:**

**DATO' SRI DR. MOHD UZIR MAHIDIN**  
**CHIEF STATISTICIAN MALAYSIA**  
**DEPARTMENT OF STATISTICS, MALAYSIA**



DrUzir\_Mahidin



Dr\_Uzir

**#myHariBulan# #myBulan# #myTahun#**

**Contact person:**

Mohd Yusrizal Ab Razak  
Public Relation Officer  
Strategic Communication and International Division  
Department of Statistics, Malaysia  
Tel : +603-8885 7942  
Fax : +603-8888 9248  
E-mail : yusrizal.razak[at]dosm.gov.my

**Contact person:**

Baharudin Mohamad  
Public Relation Officer  
Strategic Communication and International Division  
Department of Statistics Malaysia  
Tel : +603-8090 4681  
Fax : +603-8888 9248  
Email : baharudin[at]dosm.gov.my

**Copyright ©2026 Department of Statistics Malaysia Official Portal. All Rights Reserved.**