



## MALAYSIA EXTERNAL TRADE STATISTICS BULLETIN, MAY 2022



PRIME MINISTER'S DEPARTMENT  
DEPARTMENT OF STATISTICS MALAYSIA



### MALAYSIA EXTERNAL TRADE STATISTICS

**MAY 2022**

**Exports and Imports Maintained  
Double-digit Growths in May  
2022 Surged, by 30.5 per cent  
and 37.3 per cent, respectively**

**EXPORTS**  
RM120.5 bil.  
↑ 30.5%

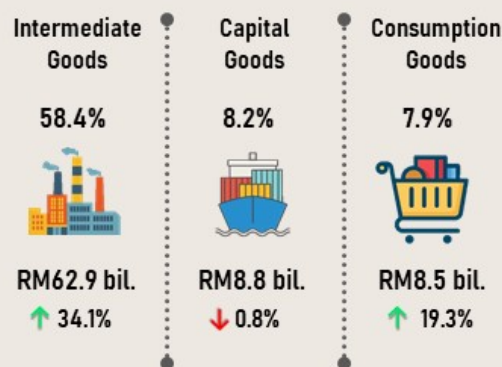
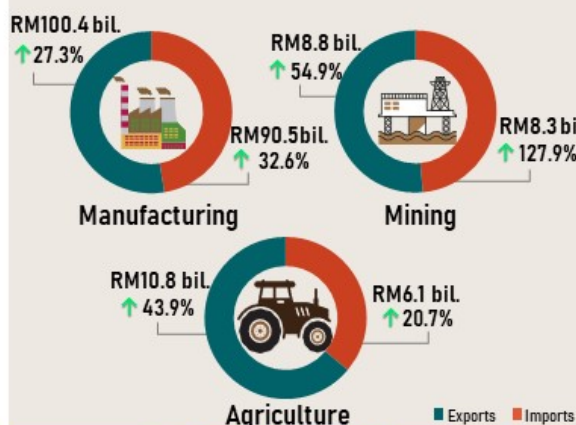
**IMPORTS**  
RM107.9 bil.  
↑ 37.3%

**TOTAL  
TRADE**  
RM228.4 bil.  
↑ 33.6%

**TRADE  
BALANCE**  
RM12.6 bil.  
↓ 8.3%

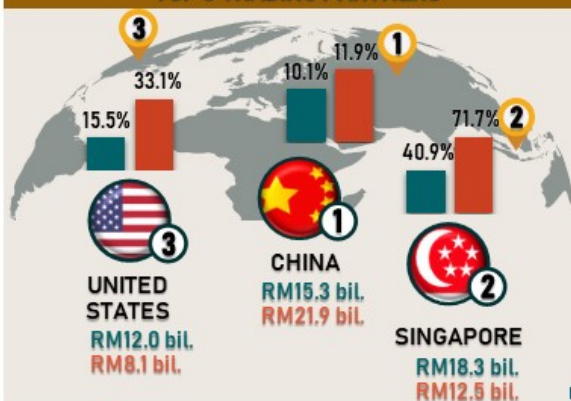
#### EXPORTS AND IMPORTS BY SECTOR

#### IMPORTS BY BEC & END USE



#### TOP 3 TRADING PARTNERS

#### TRADING WITH ASEAN



Note: 1. ↑ ↓ All changes are based on year-on-year (y-o-y) comparison.  
2. The May 2022 data is preliminary and subject to revision in later issues.  
3. This report can be accessed through the web portal of the Department of Statistics, Malaysia (<http://www.dosm.gov.my>) under section: Latest Release

Source : Monthly External Trade Statistics,  
May 2022, Department of Statistics Malaysia (DOSM)

### KEY FACTS

Malaysia's trade performance remained resilient and maintained its upward momentum in May 2022. Total trade increased by 33.6 per cent from RM170.9 billion in the preceding year to RM228.4 billion, the 16<sup>th</sup> consecutive month of double-digit growth since February 2021. Consistent with the trade's performance, exports and imports also registered double-digit growths of 30.5 per cent and 37.3 per cent, respectively as compared to May 2021. Malaysia's imports recorded all-time high at RM107.9 billion, in line

with the surge in intermediate goods by 34.1 per cent, signified a positive sign of domestic economic activity. Trade value continued to record a surplus, with a value of RM12.6 billion, decreased by 8.3 per cent from the previous year.

In comparison to April 2022, the performance of total trade, exports and trade surplus showed declines of 1.4 per cent, 5.6 per cent and 46.3 per cent, respectively. Meanwhile, imports increased by 3.6 per cent.

For the period of January to May 2022, total trade, exports, imports and trade surplus continued to record positive growths. Total trade went up by 25.1 per cent, supported by the expansion in exports (+23.5%) as well as imports (+27.0%). Consequently, trade surplus recorded a higher value of RM101.1 billion.

## A. PERFORMANCE OF EXPORTS

Malaysia's exports in May 2022 widened to RM120.5 billion, registering a double-digit growth of 30.5 per cent year-on-year (y-o-y) and maintained the positive growth for 21<sup>st</sup> consecutive months since September 2020. Export value growth in May 2022 was supported by both, domestic exports and re-exports. Domestic exports was valued at RM96.0 billion contributed 79.7 per cent to total exports, grew by 22.1 per cent, y-o-y. Meanwhile, re-exports registered RM24.4 billion, increased by 79.1 per cent as compared to the previous year. In comparison to April 2022, exports posted a decrease of 5.6 per cent or RM7.1 billion. Analysis of the seasonally adjusted terms m-o-m, exports rose by 1.1 per cent or RM1.3 billion to RM125.4 billion.

Chart 1: Domestic Exports, Re-Exports (RM billion) and Annual Change (%)

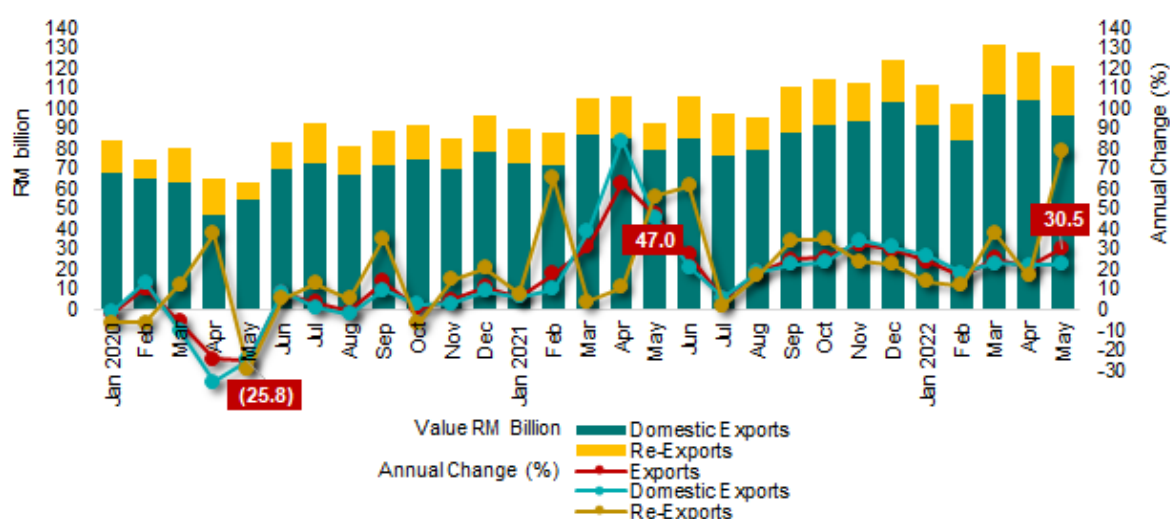
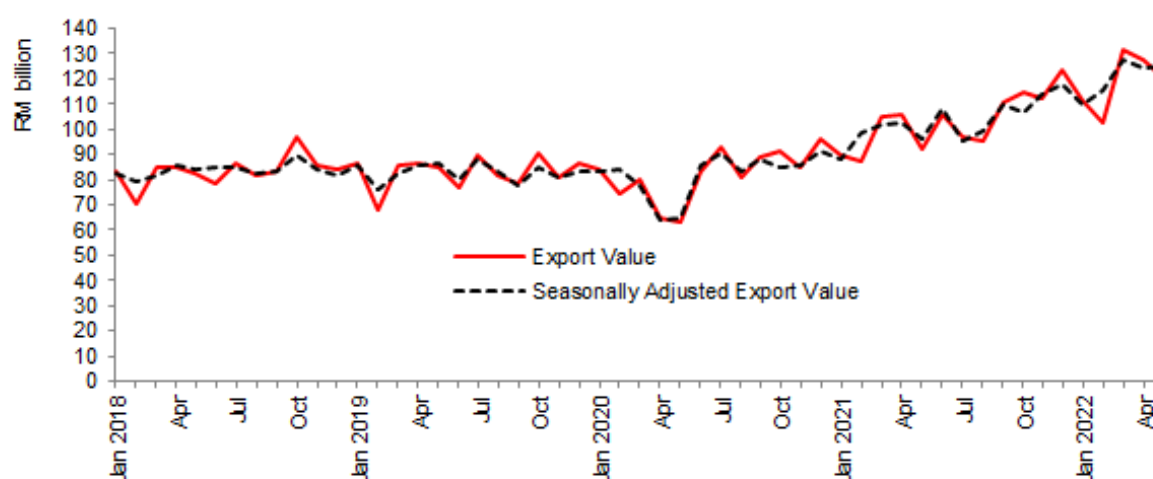


Chart 2: Actual Export Value and Seasonally Adjusted Export Value, RM billion





## B. PERFORMANCE OF IMPORTS

Malaysia's imports recorded all-time high at RM107.9 billion in May 2022, expanded by 37.3 per cent as compare to the same month previous year. In comparison to April 2022, imports also posted an increase of 3.6 per cent or RM3.8 billion. Based on seasonally adjusted terms, imports rose 6.5 per cent to RM108.4 billion. On a y-o-y basis, imports by end use registered a positive growth with the increases in the intermediate goods and consumption goods.

Chart 3: Imports, Value (RM billion) and Annual Change (%)

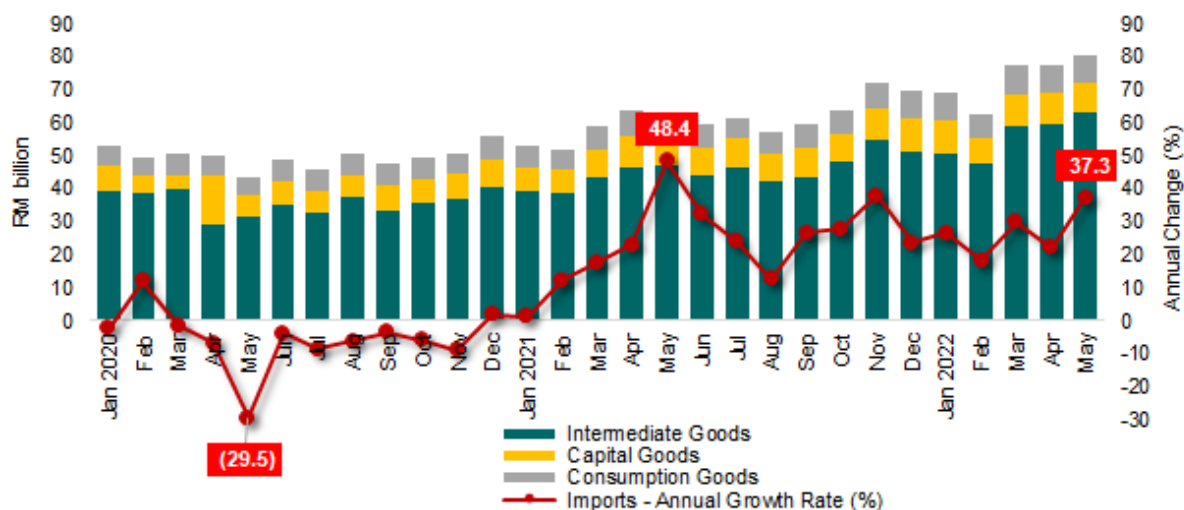
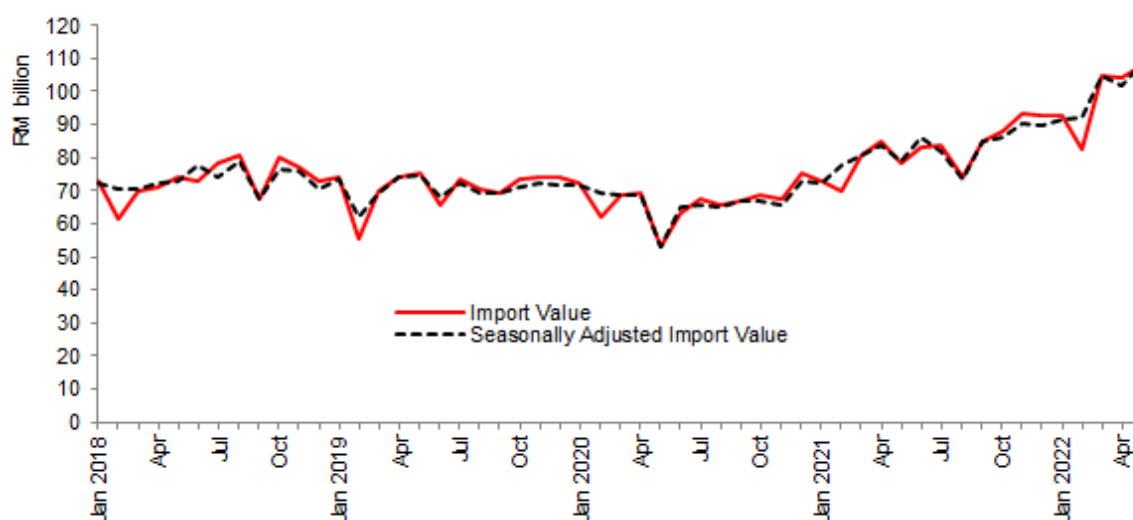


Chart 4: Actual Import Value and Seasonally Adjusted Import Value, RM billion



Download full article [here](#)

Download: Appendix [here](#)

### #Notes:

1. The May 2022 data is preliminary and subject to revision in later issues.
2. This report can be accessed through the web portal of the Department of Statistics, Malaysia (<https://www.dosm.gov.my>) under section: Latest Release.



**Released By:**

**THE OFFICE OF CHIEF STATISTICIAN MALAYSIA**

**DEPARTMENT OF STATISTICS, MALAYSIA**

**#myHariBulan# #myBulan# #myTahun#**

**Contact person:**

Mohd Yusrizal Ab Razak  
Public Relation Officer  
Strategic Communication and International Division  
Department of Statistics, Malaysia  
Tel : +603-8885 7942  
Fax : +603-8888 9248  
E-mail : yusrizal.razak[at]dosm.gov.my

**Contact person:**

Baharudin Mohamad  
Public Relation Officer  
Strategic Communication and International Division  
Department of Statistics Malaysia  
Tel : +603-8090 4681  
Fax : +603-8888 9248  
Email : baharudin[at]dosm.gov.my

**Copyright ©2026 Department of Statistics Malaysia Official Portal. All Rights Reserved.**