



MALAYSIA EXTERNAL TRADE STATISTICS BULLETIN, MAY 2020



DEPARTMENT OF STATISTICS MALAYSIA



StatsMalaysia

www.dasm.gov.my

EXTERNAL TRADE STATISTICS

MAY

2020

RM62.7 billion	▼ 25.5%	EXPORTS
RM52.3 billion	▼ 30.4%	IMPORTS
RM115.0 billion	▼ 27.8%	TOTAL TRADE
TRADE BALANCE	▲ 14.7%	RM10.4 billion

EXPORTS AND IMPORTS BY SECTOR

EXPORTS	IMPORTS
MANUFACTURING RM54.2 billion ▼ 23.5%	RM45.8 billion ▼ 28.5%
MINING RM3.2 billion ▼ 49.1%	RM2.9 billion ▼ 48.7%
AGRICULTURE RM4.9 billion ▼ 21.3%	RM3.2 billion ▼ 17.0%

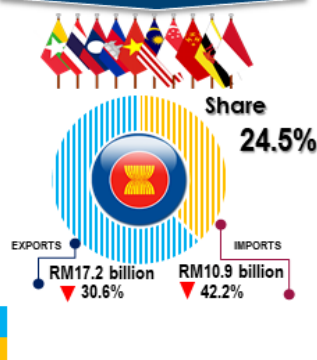
IMPORTS BY END USE & BEC

Intermediate Goods	Share 58.9%	RM30.8 billion	▼ 27.8%
Capital Goods	12.7%	RM6.7 billion	▼ 27.8%
Consumption Goods	9.9%	RM5.2 billion	▼ 21.9%

TOP 3 TRADING PARTNERS

CHINA	Share 20.7%	RM11.8 billion	▲ 4.5%	RM12.0 billion	▼ 21.7%
SINGAPORE	Share 11.8%	RM8.9 billion	▼ 21.9%	RM4.7 billion	▼ 39.5%
UNITED STATES	Share 10.7%	RM7.1 billion	▼ 9.3%	RM5.2 billion	▼ 16.4%

TRADE WITH ASEAN



Note: ▲ ▼ All changes are based on year-on-year (y-o-y) comparison

Source: Monthly External Trade Statistics, May 2020

KEY FACTS

In May 2020, Malaysia's trade amounted RM115.0 billion, a decrease of 27.8 per cent compared to May 2019. It also posted a decrease of 13.7 per cent compared to the previous month. Exports and imports registered a decrease of 25.5 per cent to RM62.7 billion and 30.4 per cent to RM52.3 billion respectively. Trade balance in May 2020 rebounded to record a surplus of RM10.4 billion after experienced trade deficit in April 2020.

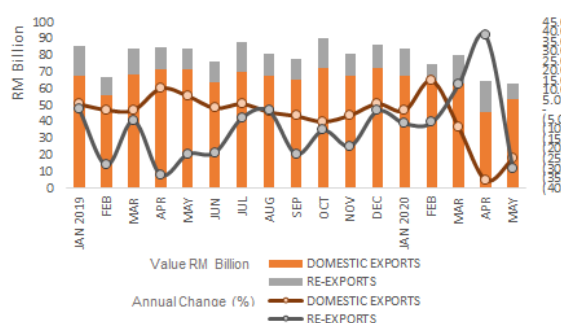
A. EXPORTS

- Exports in May 2020 reached RM62.7 billion, decreased 25.5 per cent compared to May 2019. Meanwhile, compared to April 2020, exports decreased 3.2 per cent.
- Malaysia's exports over the past 5 months of 2020 dropped by 9.7 per cent to RM366.2 billion compared to RM405.4 billion for the same period of 2019.
- Lower exports in May 2020 was recorded to India, Singapore, Thailand, Japan, the European Union, Hong Kong and Viet Nam. However, exports to China registered an increase.
- Exports of manufactured goods which constituted 86.5 per cent of total exports, contracted by 23.5 per cent to RM54.2 billion compared to the same month a year ago. Exports of agriculture goods which represented 7.9 per cent of Malaysia's exports with a value of RM4.9 billion decreased by 21.3 per cent year-on-year (y-o-y). Meanwhile, exports of mining goods declined 49.1 per cent to RM3.2 billion, accounting for 5.1 per cent share of Malaysia's exports.

Table 1: Exports, Domestic Exports, Re-Exports (RM Million) and Annual Change (%)

Period	Value			Annual Change (%)		
	Exports	Domestic Exports	Re-exports	Exports	Domestic Exports	Re-exports
2019 (JAN-MAY)	405,356	336,258	69,097	(0.2)	4.5	(18.0)
2020 (JAN-MAY)	366,157	295,466	70,691	(9.7)	(12.1)	2.3
2019						
JAN	85,400	67,942	17,457	2.6	3.2	0.4
FEB	88,599	68,149	10,451	(5.6)	0.2	(28.0)
MAR	84,063	68,837	15,226	(0.9)	0.1	(5.3)
APR	85,155	71,697	13,458	0.6	11.1	(33.1)
MAY	84,138	71,634	12,505	1.5	7.3	(22.4)
JUN	76,143	63,914	12,230	(3.4)	1.1	(21.7)
JUL	87,958	70,071	17,887	1.7	3.2	(3.9)
AUG	81,357	67,921	13,436	(0.8)	(0.9)	(0.3)
SEP	77,721	65,026	12,696	(6.7)	(2.9)	(22.4)
OCT	90,594	72,078	18,516	(6.7)	(5.8)	(10.2)
NOV	80,872	67,867	13,005	(5.5)	(2.5)	(18.4)
DEC	88,375	72,045	14,329	2.7	3.3	(0.3)
2020						
JAN	84,114	67,833	16,281	(1.5)	(0.2)	(6.7)
FEB	74,451	64,662	9,789	11.8	15.2	(6.3)
MAR	80,119	62,854	17,265	(4.7)	(8.7)	13.4
APR	64,787	46,183	18,604	(23.9)	(35.6)	38.2
MAY	62,688	53,934	8,752	(25.5)	(24.7)	(30.0)

Chart 1: Domestic Exports, Re-Exports (RM Billion) and Annual Change (%)



B. IMPORTS

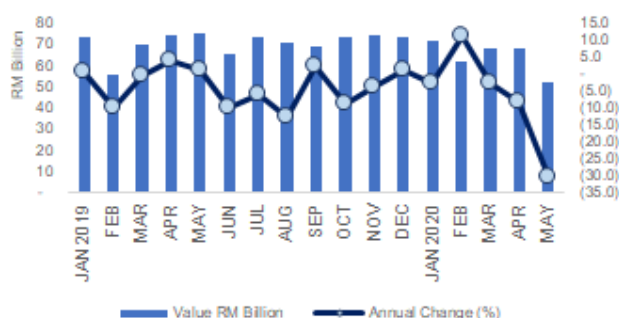
- Malaysia's imports in May 2020 reached RM52.3 billion, dropped by 30.4 per cent or RM22.8 billion compared to May 2019. This was the largest decline since January 2009 during the global financial crisis in 2009. Meanwhile, compared to April 2020, imports also decreased 23.6 per cent.
- Lower imports in May 2020 was recorded from China, Singapore, the European Union, Thailand, Indonesia, Republic of Korea, Taiwan and the United States.
- Imports for all sectors, namely manufacturing, agriculture and mining registered decreases. Manufactured goods, which was the highest contributor to the total imports with 87.6 per cent, contracted by 28.5 per cent y-o-y to RM45.8 billion. Imports of agriculture goods which represented 6.1 per cent of Malaysia's imports or RM3.2 billion decreased by 17.0 per cent y-o-y. Meanwhile, imports of mining goods dropped 48.7 per cent to RM2.9 billion, accounting for 5.6 per cent share of Malaysia's imports.
- The three main categories of imports by end use registered decreases in May 2020 compared to May 2019. Imports of intermediate goods decreased by 27.8 per cent to RM30.8 billion. Capital

goods declined by 27.8 per cent to RM6.7 billion and consumption goods slumped 21.9 per cent to RM5.2 billion.

Table 2: Imports, Value (RM Million) and Annual Change (%)

Period	Value RM Million	Annual Change (%)
2019 (JAN-MAY)	348,516	(0.4)
2020 (JAN-MAY)	322,410	(7.5)
2019		
JAN	73,886	0.9
FEB	55,543	(9.6)
MAR	69,679	(0.3)
APR	74,346	4.2
MAY	75,063	1.4
JUN	65,631	(9.8)
JUL	73,682	(6.0)
AGO	70,461	(12.5)
SEP	69,367	2.4
OCT	73,268	(8.7)
NOV	74,261	(3.6)
DEC	73,880	1.0
2020		
JAN	72,081	(2.4)
FEB	61,832	11.3
MAR	67,805	(2.7)
APR	68,420	(8.0)
MAY	52,272	(30.4)

Chart 2: Imports, Value (RM Million) and Annual Change (%)



Download full article [here](#)

#Notes:

1. The May 2020 data is provisional and subject to revision in later issues.
2. This report can be accessed through the web portal of the Department of Statistics, Malaysia (<https://www.dosm.gov.my>) under section: Latest Release.

Released By:

DATO' SRI DR. MOHD UZIR MAHIDIN
CHIEF STATISTICIAN MALAYSIA
DEPARTMENT OF STATISTICS, MALAYSIA

 DrUzir_Mahidin   Dr_Uzir

29 JUNE 2020

Contact person:

Mohd Yusrizal Ab Razak
 Public Relation Officer
 Strategic Communication and International Division
 Department of Statistics, Malaysia
 Tel : +603-8885 7942
 Fax : +603-8888 9248
 E-mail : [yusrizal.razak\[at\]dosm.gov.my](mailto:yusrizal.razak[at]dosm.gov.my)

Contact person:

Baharudin Mohamad
Public Relation Officer
Strategic Communication and International Division
Department of Statistics Malaysia
Tel : +603-8090 4681
Fax : +603-8888 9248
Email : baharudin[at]dosm.gov.my

Copyright ©2025 Department of Statistics Malaysia Official Portal. All Rights Reserved.