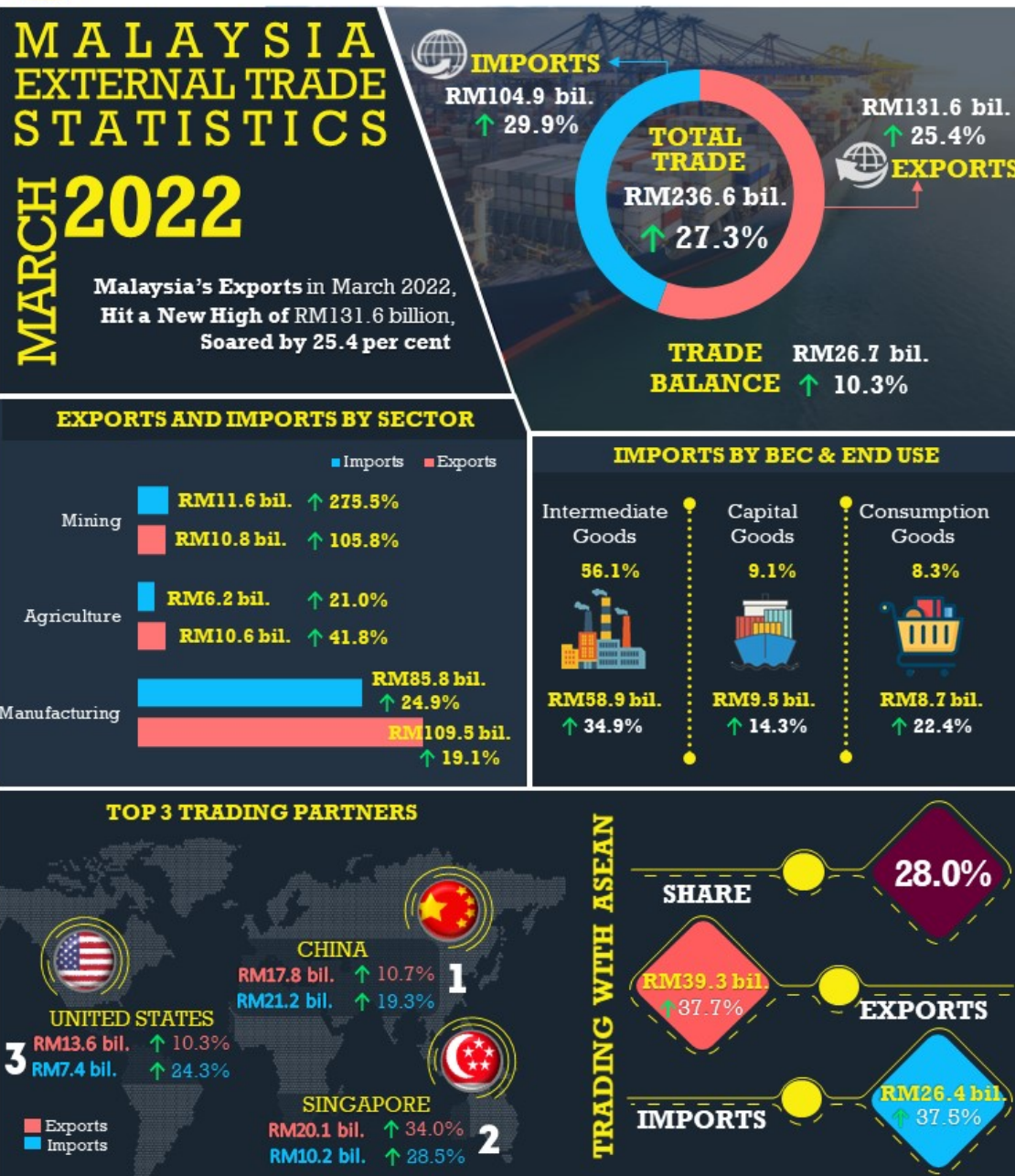




MALAYSIA EXTERNAL TRADE STATISTICS BULLETIN, MARCH 2022



PRIME MINISTER'S DEPARTMENT
DEPARTMENT OF STATISTICS MALAYSIA



Note: 1. ↑ ↓ All changes are based on year-on-year (y-o-y) comparison.
2. The March 2022 data is preliminary and subject to revision in later issues.
3. This report can be accessed through the web portal of the Department of Statistics, Malaysia (<http://www.dosm.gov.my>) under section: Latest Release

Source: Monthly External Trade Statistics, March 2022

KEY FACTS

Malaysia's total trade performance remained resilient in March 2022 with a favorable growth of 27.3 per cent, reaching RM236.6 billion as compared to RM185.8 billion in the preceding year. Exports and imports value recorded the highest monthly amount in history with RM131.6 billion and RM104.9 billion respectively. Exports growth continued to expand with 25.4 per cent, while imports accelerated by 29.9 per cent. Subsequently, trade balance registered a surplus of RM26.7 billion, grew by 10.3 per cent from

the previous year.

In comparison to February 2022, exports, imports, total trade and trade balance posted a substantial performance in March 2022. Exports surged 28.7 per cent while imports rebounded to 27.3 per cent. Meanwhile, the total trade and trade surplus increased 28.1 per cent and 34.8 per cent, respectively.

The total trade, exports, imports and trade surplus for the first quarter of 2022 grew significantly as compared to the same period of 2021. Exports rose 22.2 per cent, imports (+25.2%), total trade (+23.6%) while trade surplus grew 10.9 per cent.

A. PERFORMANCE OF EXPORTS

Malaysia's exports registered an increase of 25.4 per cent which amounted to RM131.6 billion as compared to March 2021. This performance was primarily led by domestic exports with a value of RM106.9 billion. On the other hand, re-exports grew 38.0 per cent to reach RM24.7 billion. Exports increased 28.7 per cent or RM29.4 billion as compared to previous month. Analysis of the seasonally adjusted terms m-o-m indicated that exports increased 10.8 per cent to reach RM127.6 billion.

Chart 1: Domestic Exports, Re-Exports (RM billion) and Annual Change (%)

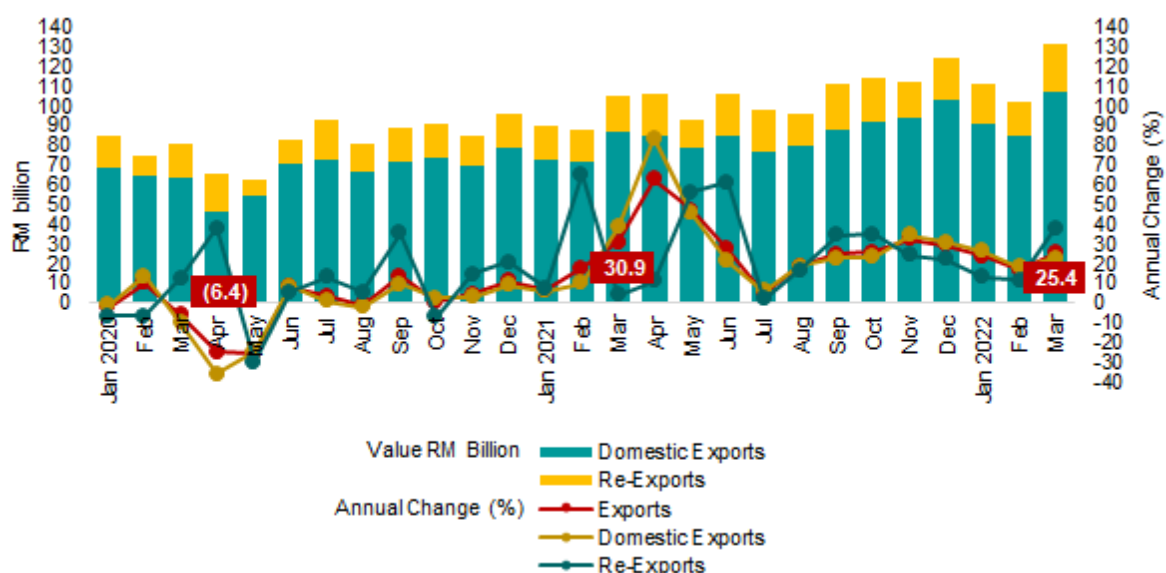
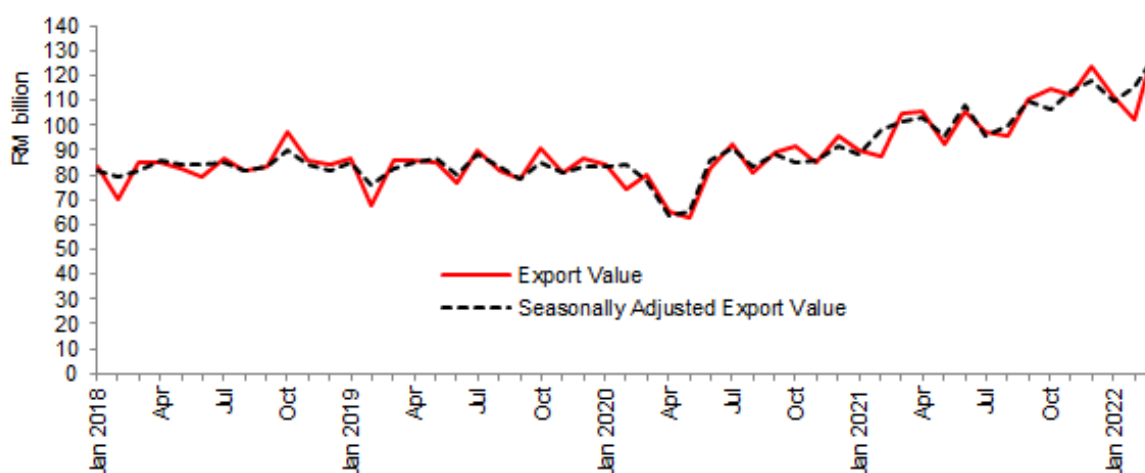


Chart 2: Actual Export Value and Seasonally Adjusted Export Value, RM billion



B. PERFORMANCE OF IMPORTS

Malaysia's imports value in March 2022 reaching RM104.9 billion and further registered a substantial growth of 29.9 per cent. A double-digit growth of 27.3 per cent was also recorded on m-o-m basis. Based on seasonally adjusted terms m-o-m, imports rose by 13.8 per cent to RM105.0 billion.

Imports by end use for three main categories namely intermediate goods, consumption goods and capital goods posted a strong growth of 30.5 per cent to RM77.1 billion.

Chart 3: Imports, Value (RM billion) and Annual Change (%)

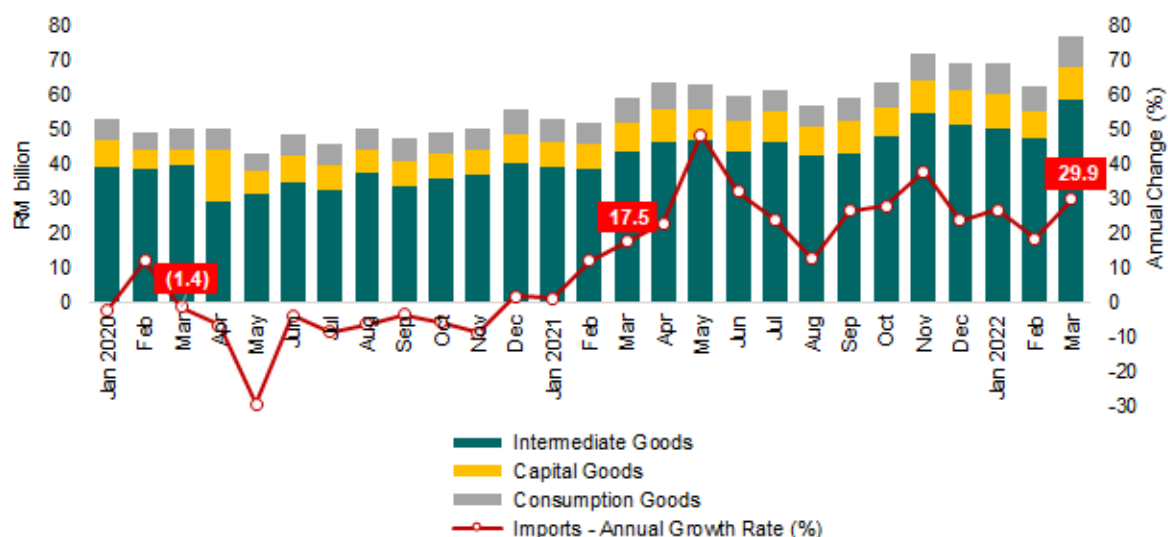
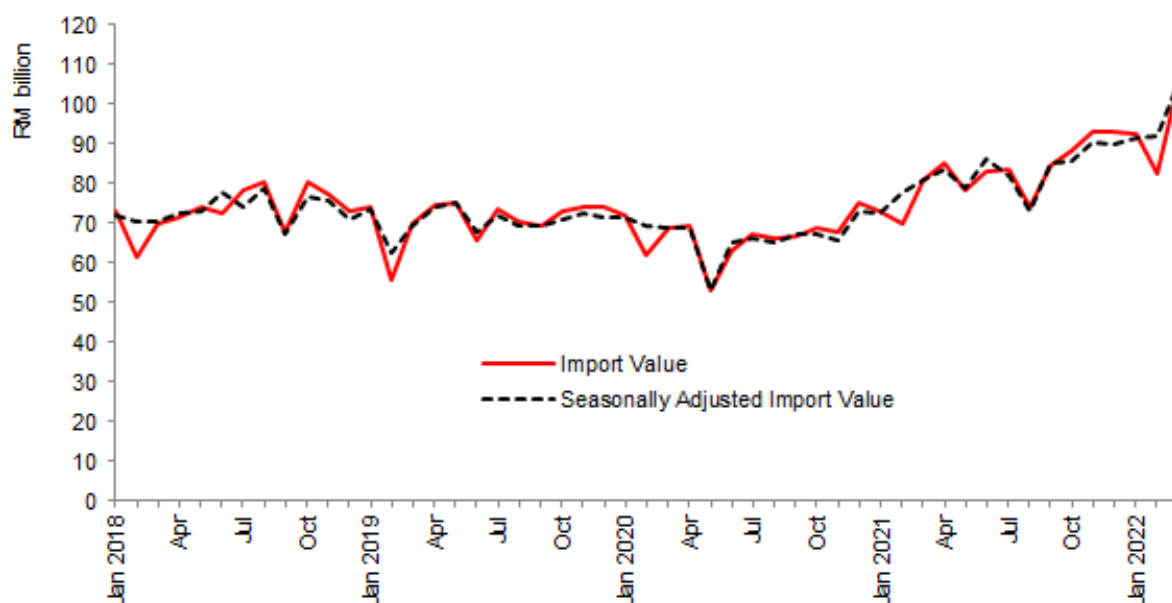


Chart 4: Actual Import Value and Seasonally Adjusted Import Value, RM billion



Download full article [here](#)

Download: Appendix [here](#)

#Notes:

1. The March 2022 data is preliminary and subject to revision in later issues.
2. This report can be accessed through the web portal of the Department of Statistics, Malaysia

(<https://www.dosm.gov.my>) under section: Latest Release.

Released By:

DEPARTMENT OF STATISTICS, MALAYSIA

#myHariBulan# #myBulan# #myTahun#

Contact person:

Mohd Yusrizal Ab Razak
Public Relation Officer
Strategic Communication and International Division
Department of Statistics, Malaysia
Tel : +603-8885 7942
Fax : +603-8888 9248
E-mail : yusrizal.razak[at]dosm.gov.my

Contact person:

Baharudin Mohamad
Public Relation Officer
Strategic Communication and International Division
Department of Statistics Malaysia
Tel : +603-8090 4681
Fax : +603-8888 9248
Email : baharudin[at]dosm.gov.my

Copyright ©2026 Department of Statistics Malaysia Official Portal. All Rights Reserved.