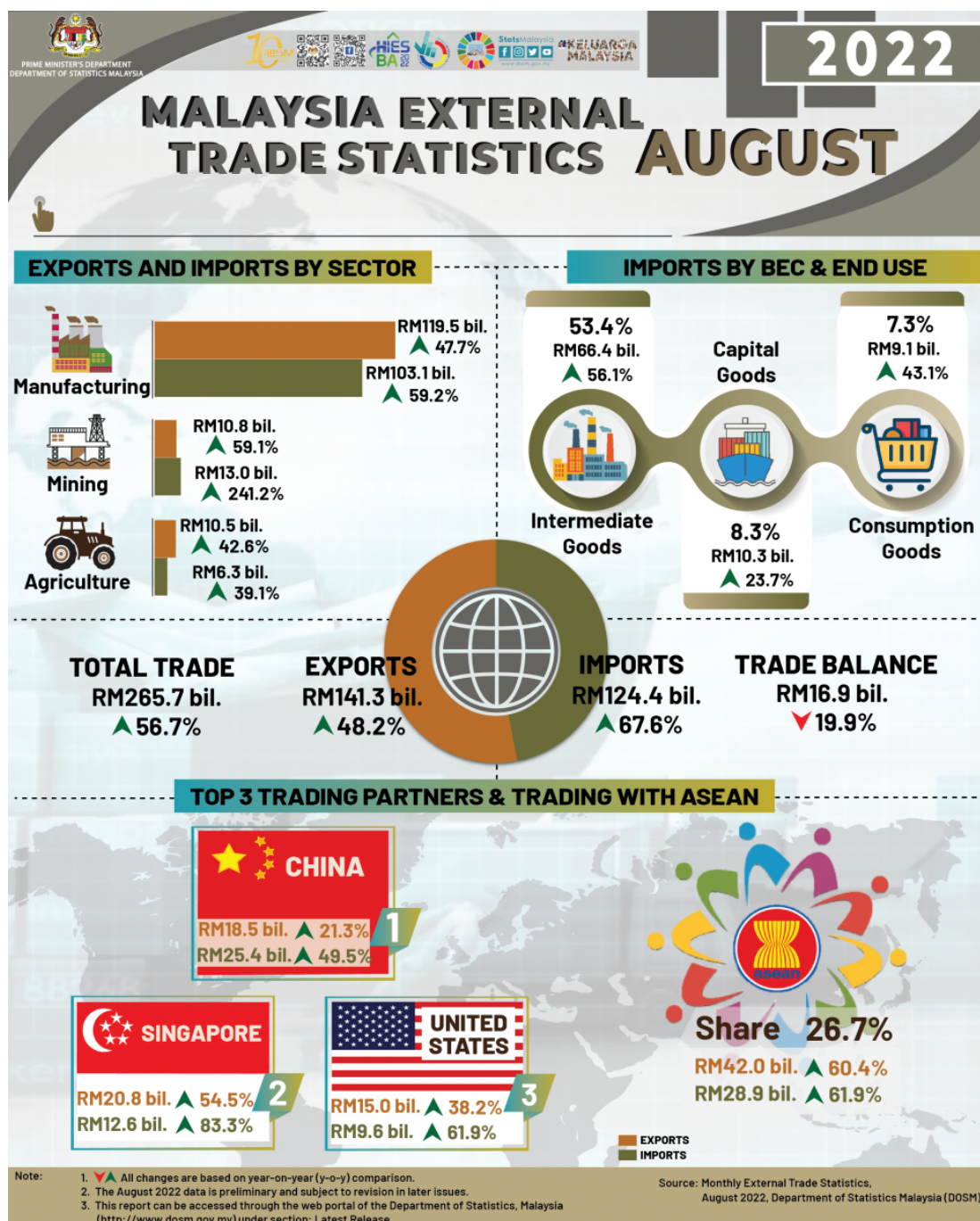




MALAYSIA EXTERNAL TRADE STATISTICS BULLETIN, AUGUST 2022



KEY FACTS

Malaysia's total trade continued to record substantial growth in August 2022, increasing by 56.7 per cent to reach RM265.7 billion as compared to RM169.6 billion in the preceding year. Exports expanded by 48.2 per cent to RM141.3 billion in August 2022. Imports amounted to RM124.4 billion rose by 67.6 per cent year-on-year (y-o-y). Trade balance continued to record a surplus, with a value of RM16.9 billion, however, declined by 19.9 per cent y-o-y.

Comparing to July 2022, total trade, exports, imports and trade balance increased by 5.2 per cent, 5.4 per cent, 5.0 per cent and 8.6 per cent, respectively.

For the period of January to August 2022, total trade grew by 33.1 per cent, supported by the expansion in exports (+30.3%) as well as imports (+36.7%) while trade surplus grew by 3.7 per cent.

A. PERFORMANCE OF EXPORTS

Malaysia's exports was recorded at RM141.3 billion, increased by 48.2 per cent as compared to August 2021. This increase was driven by both domestic exports and re-exports. Re-exports noted a significant increase of 112.5 per cent y-o-y to RM34.9 billion, representing 24.7 per cent to total exports. On the same note, domestic exports stood at RM106.5 billion and contributed 75.3 per cent to total exports, grew by 34.8 per cent. Meanwhile, for monthly comparison, exports grew by 5.4 per cent or RM7.3 billion. Analysis of the seasonally adjusted terms month-on-month (m-o-m), exports increased by 12.4 per cent or RM16.2 billion to RM147.4 billion.

Chart 1: Domestic Exports, Re-Exports (RM billion) and Annual Change (%)

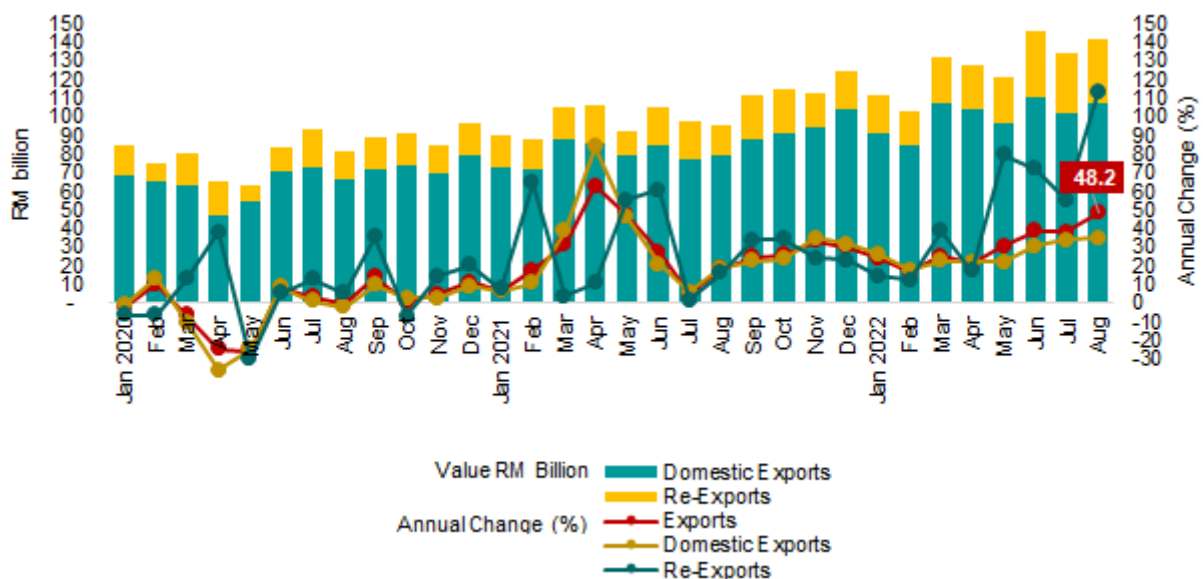
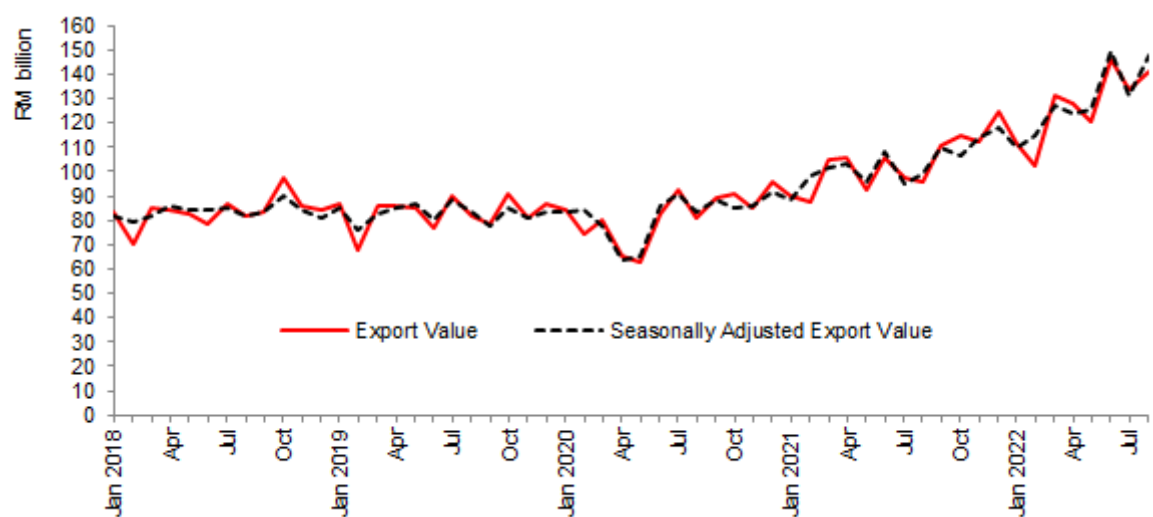


Chart 2: Actual Export Value and Seasonally Adjusted Export Value, RM billion



B. PERFORMANCE OF IMPORTS

Import growth continued to outpace export growth in August 2022, grew 67.6 per cent or RM50.2 billion to RM124.4 billion. On a m-o-m basis, imports grew by 5.0 per cent or RM5.9 billion. Analysis of the seasonally adjusted terms m-o-m, imports increased by 5.9 per cent to RM122.9 billion from RM116.1 billion.

On a y-o-y basis, imports by end use registered a positive growth with the increases in the intermediate goods (+56.1%); consumption goods (+43.1%) and capital goods (+23.7%).

Chart 3: Imports, Value (RM billion) and Annual Change (%)

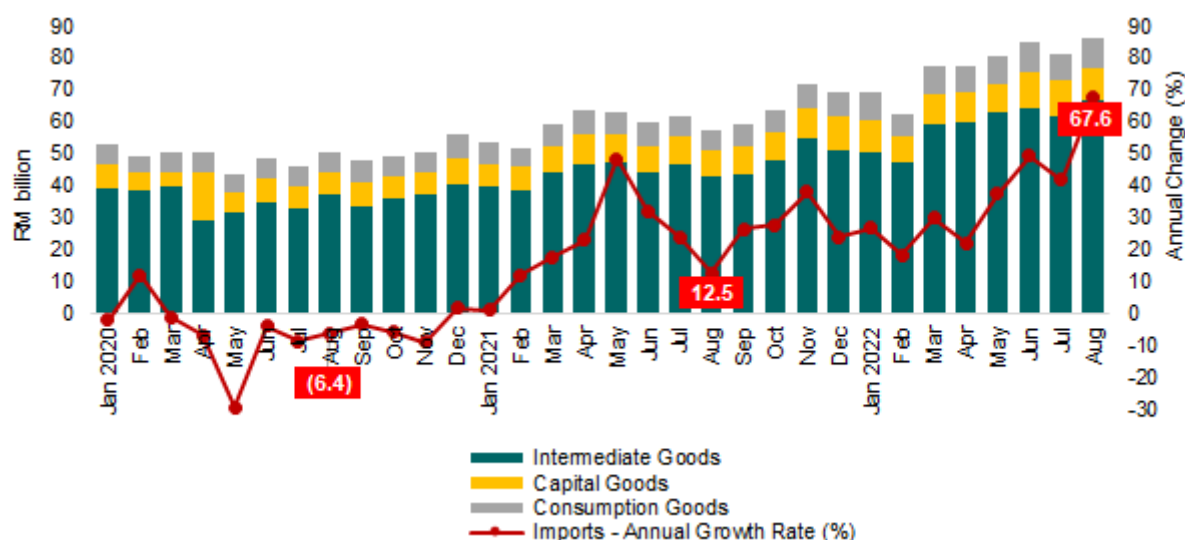
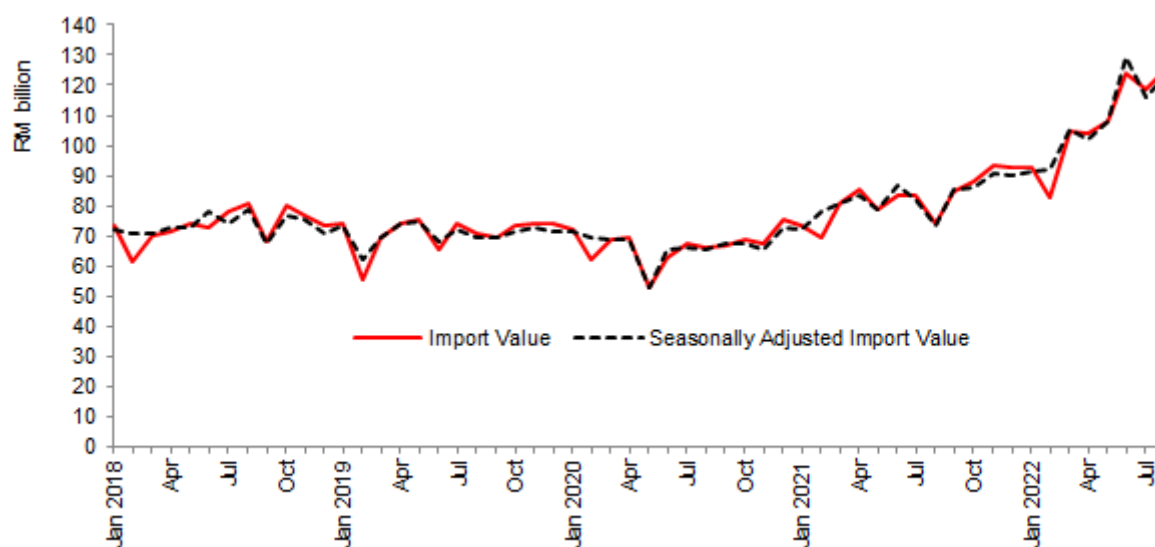


Chart 4: Actual Import Value and Seasonally Adjusted Import Value, RM billion



Download full article [here](#)

Download: Appendix [here](#)

#Notes:

1. The August 2022 data is preliminary and subject to revision in later issues.
2. This report can be accessed through the web portal of the Department of Statistics, Malaysia (<https://www.dosm.gov.my>) under section: Latest Release.

Released by:

DEPARTMENT OF STATISTICS, MALAYSIA

#myHariBulan# #myBulan# #myTahun#

Contact person:

Baharudin Mohamad

Public Relation Officer

Strategic Communication and International Division

Department of Statistics, Malaysia

Tel : +603-8885 7942

Fax : +603-8888 9248

Email: baharudin[at]dosm.gov.my

Contact person:

Baharudin Mohamad

Public Relation Officer

Strategic Communication and International Division

Department of Statistics Malaysia

Tel : +603-8090 4681

Fax : +603-8888 9248

Email : baharudin[at]dosm.gov.my

Copyright ©2026 Department of Statistics Malaysia Official Portal. All Rights Reserved.