



MALAYSIA EXTERNAL TRADE INDICES, OCTOBER 2020



DEPARTMENT OF STATISTICS MALAYSIA



OCTOBER 2020 EXTERNAL TRADE INDICES

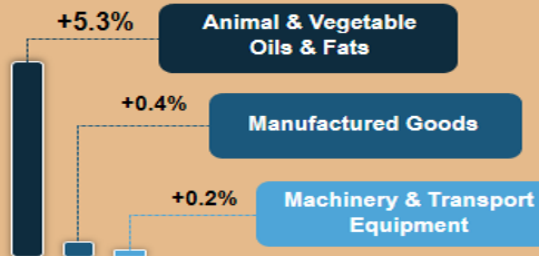
The export unit value index grew 0.2% while the import unit value index declined 0.2%.

EXPORTS

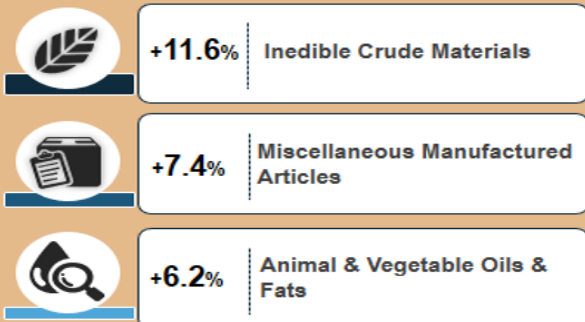
VALUE RM BILLION ▲2.4%

SEP 88.9 OCT 91.1

UNIT VALUE INDEX ▲0.2%



VOLUME INDEX ▲2.2%

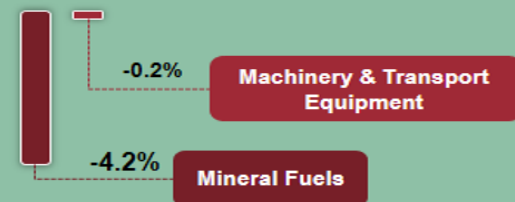


IMPORTS

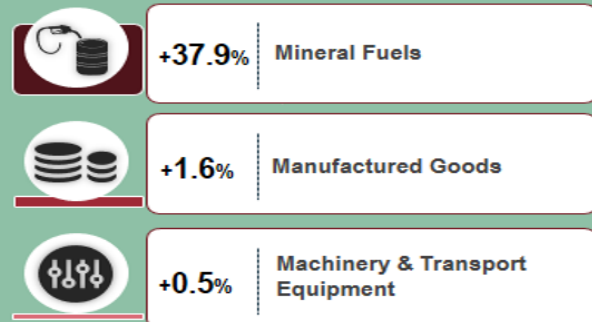
VALUE RM BILLION ▲2.9%

SEP 67.0 OCT 68.9

UNIT VALUE INDEX ▼0.2%



VOLUME INDEX ▲3.2%



TERMS OF TRADE ▲0.4%

+1.2% Mineral Fuels

+1.2% Animal & Vegetable Oils & Fats

+0.4% Machinery & Transport Equipment

Exports

On a month-on-month basis, the **export unit value index** posted a positive growth at 0.2% from 110.5 points to 110.7 points in October 2020, which was due to the increases in the index of animal & vegetable oils & fats (+5.3%), manufactured goods (+0.4%) and machinery & transport equipment (+0.2%). Similarly, the **export volume index** also showed an increase of 2.2% from 151.3 points to 154.6 points which was contributed by the rise in the index of inedible crude materials (+11.6%), miscellaneous manufactured articles (+7.4%) and animal & vegetable oils & fats (+6.2%). The seasonally adjusted **export volume index** registered a drop of 6.8% from 155.2 points to 144.6 points.

When compared to the previous year, the **export unit value index** dropped 4.7% while the **export volume index** rose 5.2%.

Imports

In October 2020, the **import unit value index** slipped from 112.6 points to 112.4 points, decreased 0.2% compared with the previous month. The deterioration was due to the decreases in the index of mineral fuels (-4.2%) and machinery & transport equipment (-0.2%). Nevertheless, the **import volume index** grew 3.2% to 139.4 points as against 135.2 points in September 2020. The growth was contributed by the increases in the index of mineral fuels (+37.9%), manufactured goods (+1.6%) and machinery & transport equipment (+0.5%). The seasonally adjusted **import volume index** in October 2020 declined 0.6% from 135.3 points to 134.6 points.

On a year-on-year basis, both the **import unit value** and **volume indices** declined 4.2% and 1.9% respectively.

Terms of trade

Malaysia's **terms of trade** showed a growth of 0.4% month-on-month from 98.1 points to 98.5 points in October 2020. On a year-on-year basis, Malaysia's **terms of trade** remained negative at 0.5% from 99.1 points.


For more details, please refer to the Department's portal: www.dosm.gov.my

*Notes:

The October 2020 data is provisional and subject to revision in later issues.

Released By:

DATO' SRI DR. MOHD UZIR MAHIDIN
CHIEF STATISTICIAN MALAYSIA
DEPARTMENT OF STATISTICS, MALAYSIA

 [DrUzir_Mahidin](#)   [dr_uzir](#)

4 DECEMBER 2020

Contact person:

Mohd Yusrizal Ab Razak

Public Relation Officer
Strategic Communication and International Division
Department of Statistics, Malaysia
Tel : +603-8885 7942
Fax : +603-8888 9248
E-mail : yusrizal.razak[at]dosm.gov.my

Contact person:

Baharudin Mohamad
Public Relation Officer
Strategic Communication and International Division
Department of Statistics Malaysia
Tel : +603-8090 4681
Fax : +603-8888 9248
Email : baharudin[at]dosm.gov.my

Copyright ©2026 Department of Statistics Malaysia Official Portal. All Rights Reserved.