



MALAYSIA EXTERNAL TRADE INDICES, NOVEMBER 2021*



PRIME MINISTER'S DEPARTMENT
DEPARTMENT OF STATISTICS MALAYSIA

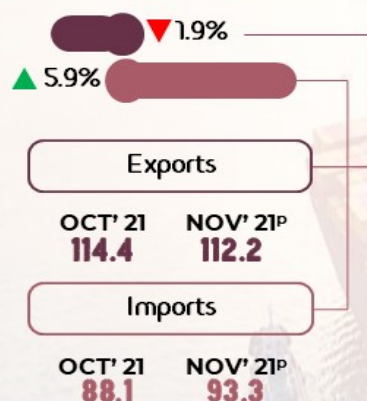


StatsMalaysia
www.dsm.gov.my

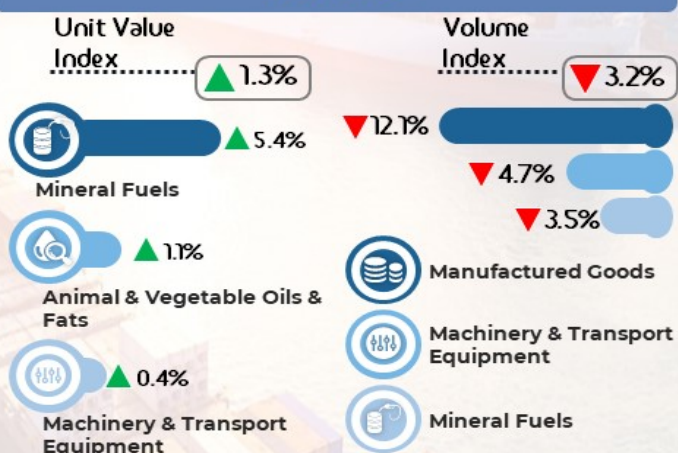
EXTERNAL TRADE INDICES, NOVEMBER 2021

Both export & import unit value indices remained positive at 1.3% and 1.0%, respectively


VALUE (RM BILLION)



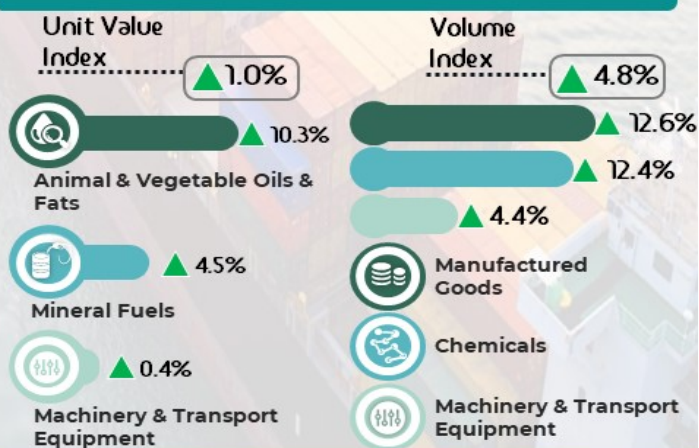
EXPORTS



TERMS OF TRADE



IMPORTS



All changes are based on month-on-month comparison.

Source: External Trade Indices, November 2021
Department of Statistics Malaysia

Exports

The **export unit value index** grew 1.3 per cent in November 2021 as compared with the previous month, contributed by the increases in the index of mineral fuels (+5.4%), animal & vegetable oils & fats (+1.1%) and machinery & transport equipment (+0.4%). Meanwhile, the **export volume index** fell 3.2 per cent in the same month, reflected by the deterioration in index of manufactured goods (-12.1%), machinery & transport equipment (-4.7%) and mineral fuels (-3.5%). The seasonally adjusted **export volume index** rose 6.3 per cent from 152.6 points to 162.2 points.

On annual comparison, both **export unit value** and **volume index** grew 16.8 per cent and 13.5 per cent, respectively.

Imports

The **import unit value index** also grew 1.0 per cent in November 2021 as compared with the previous month, attributed to the increases in the index of animal & vegetable oils & fats (+10.3%), mineral fuels (+4.5%) and machinery & transport equipment (+0.4%). Likewise, the **import volume index** increased by 4.8 per cent in November 2021 as compared to the preceding month, contributed by the increases in the index of manufactured goods (+12.6%), chemicals (+12.4%) and machinery & transport equipment (+4.4%). The seasonally adjusted **import volume index** in November 2021 recorded an increase of 5.8 per cent from 159.5 points to 168.7 points.

On a year-on-year basis, both the **import unit value** and **volume indices** expanded 8.7 per cent and 27.1 per cent, respectively.

Terms of trade

Malaysia's **terms of trade** increased by 0.3 per cent m-o-m to 107.0 points in November 2021. Malaysia's **terms of trade** performance remained positive at 7.5 per cent from 99.6 points in November of previous year.

The full publication of the External Trade Indices, November 2021 can be downloaded through [eStatistik](#) Portal.

For more details, please refer to the Department's portal: www.dosm.gov.my

*Notes:

The November 2021 data is provisional and subject to revision in later issues.

Released By:

DATO' SRI DR. MOHD UZIR MAHIDIN
CHIEF STATISTICIAN MALAYSIA
DEPARTMENT OF STATISTICS, MALAYSIA

 [DrUzir_Mahidin](#)  [dr_uzir](#) 

4 JANUARY 2022

Contact person:

Mohd Yusrizal Ab Razak
Public Relation Officer
Strategic Communication and International Division
Department of Statistics, Malaysia
Tel : +603-8885 7942
Fax : +603-8888 9248
E-mail : yusrizal.razak[at]dosm.gov.my

Contact person:
Baharudin Mohamad
Public Relation Officer
Strategic Communication and International Division
Department of Statistics Malaysia
Tel : +603-8090 4681
Fax : +603-8888 9248
Email : baharudin[at]dosm.gov.my

Copyright ©2025 Department of Statistics Malaysia Official Portal. All Rights Reserved.