



MALAYSIA EXTERNAL TRADE INDICES, NOVEMBER 2020



DEPARTMENT OF STATISTICS MALAYSIA



www.dosm.gov.my

NOVEMBER 2020 EXTERNAL TRADE INDICES

The export unit value index grew 1.0% while the import unit value index declined marginally by 0.1%.

EXPORTS

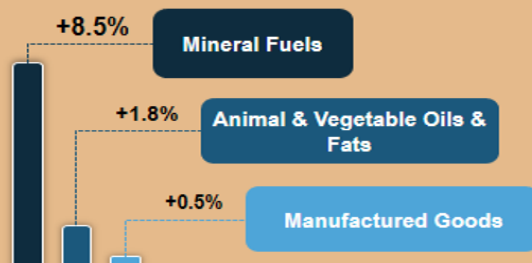
VALUE RM BILLION

▼7.3%

NOV 84.4 OCT 91.1

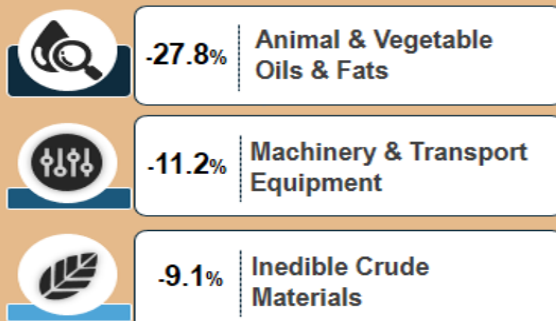
UNIT VALUE INDEX

▲1.0%



VOLUME INDEX

▼8.2%



IMPORTS

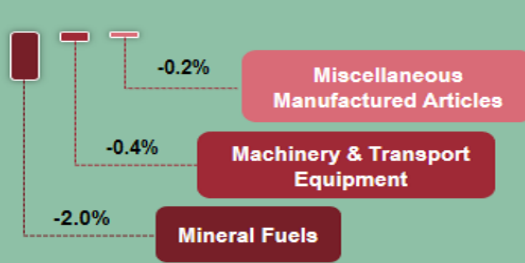
VALUE RM BILLION

▼1.9%

NOV 67.6 OCT 68.9

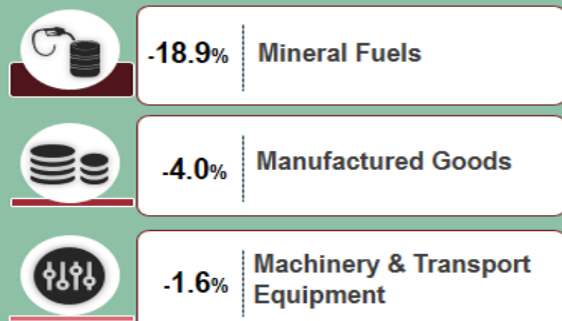
UNIT VALUE INDEX

▼0.1%



VOLUME INDEX

▼1.8%



TERMS OF TRADE

▲1.1%

+10.8%

Mineral Fuels

+0.2%

Manufactured Goods

+0.1%

Miscellaneous
Manufactured Articles

All changes are based on month-on-month comparison.

External Trade Indices, November 2020

Exports

The **export unit value index** in November 2020 posted a positive growth at 1.0% with 111.8 points as compared to 110.7 points of the previous month. This increase was contributed by the growth in the index of mineral fuels (+8.5%), animal & vegetable oils & fats (+1.8%) and manufactured goods (+0.5%). Nevertheless, the **export volume index** declined 8.2% as compared with the previous month of which from 154.6 points to 141.9 points. The decline was attributed from the weak performance of the index of animal & vegetable oils & fats (-27.8%), machinery & transport equipment (-11.2%) and inedible crude materials (-9.1%). The seasonally adjusted **export volume index** registered a drop of 3.5%.

In comparison with the previous year, the **export unit value index** dropped 3.2% while the **export volume index** rose 7.8%.

Imports

The **import unit value index** dropped marginally by 0.1% as compared with the previous month from 112.4 points to 112.2 points in November 2020. The deterioration was attributed from the weak performance of the index of mineral fuels (-2.0%), machinery & transport equipment (-0.4%) and miscellaneous manufactured articles (-0.2%). Similarly, the **import volume index** also contracted by 1.8% which was attributed to the decreases in the index of mineral fuels (-18.9%), manufactured goods (-4.0%) and machinery & transport equipment (-1.6%). The seasonally adjusted **import volume index** in November 2020 declined 2.1% from 134.6 points to 131.8 points.

On a year-on-year basis, both the **import unit value** and **volume indices** declined 4.2% and 5.0% respectively.

Terms of trade

Malaysia's **terms of trade** grew 1.1% month-on-month from 98.5 points to 99.6 points in November 2020. On a year-on-year basis, Malaysia's **terms of trade** also showed a similar trend at 1.1% from 98.6 points to 99.6 points in November 2020.

The full publication of the External Trade Indices, November 2020 can be downloaded through [eStatistik](#) Portal.

For more details, please refer to the Department's portal: www.dosm.gov.my

*Notes:

The November 2020 data is provisional and subject to revision in later issues.

Released By:

DATO' SRI DR. MOHD UZIR MAHIDIN
CHIEF STATISTICIAN MALAYSIA
DEPARTMENT OF STATISTICS, MALAYSIA

 [DrUzir_Mahidin](#)   [dr_uzir](#)

4 JANUARY 2021

Contact person:

Mohd Yusrizal Ab Razak
Public Relation Officer
Strategic Communication and International Division
Department of Statistics, Malaysia
Tel : +603-8885 7942
Fax : +603-8888 9248
E-mail : yusrizal.razak[at]dosm.gov.my

Contact person:

Baharudin Mohamad
Public Relation Officer
Strategic Communication and International Division
Department of Statistics Malaysia
Tel : +603-8090 4681
Fax : +603-8888 9248
Email : baharudin[at]dosm.gov.my

Copyright ©2026 Department of Statistics Malaysia Official Portal. All Rights Reserved.