



MALAYSIA EXTERNAL TRADE INDICES, JUNE 2020



DEPARTMENT OF STATISTICS MALAYSIA



External Trade Indices June 2020

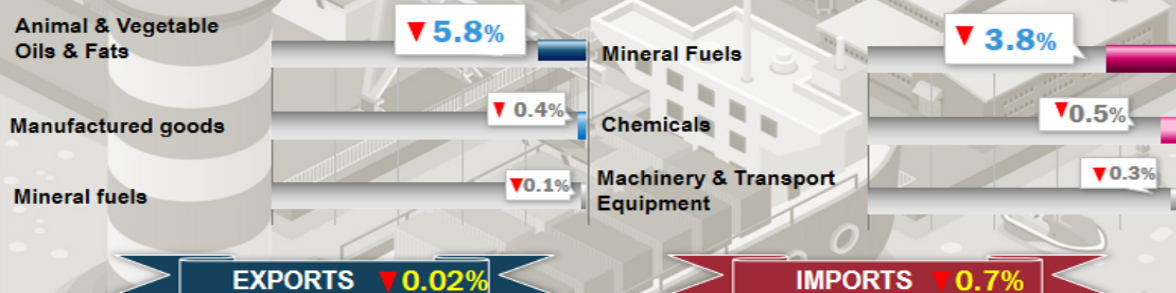
Both export & import unit value indices continued to drop 0.02% and 0.7% respectively.

Value RM Billion

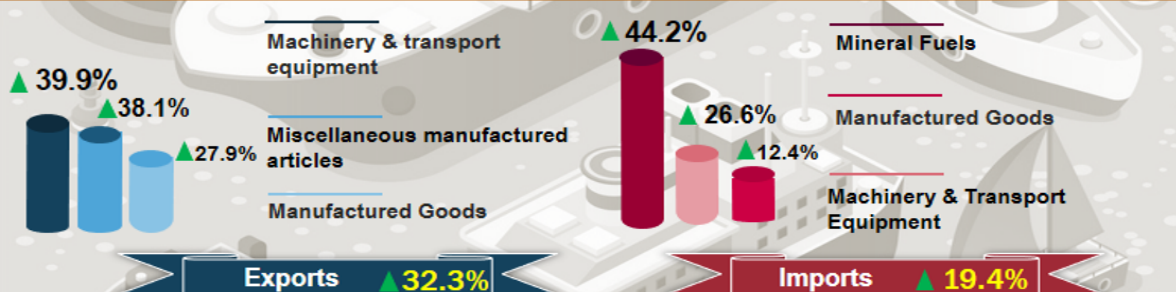
Both exports and imports increased 32.3% and 18.6% respectively.

	EXPORTS ▲ 32.3%	IMPORTS ▲ 18.6%
June' 20	82.9	62.0
May' 20	62.6	52.3

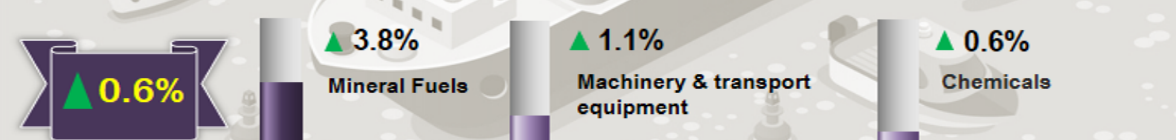
Unit Value Index



Volume Index



Terms of Trade



All changes are based on month-on-month comparison.

External Trade Indices, June 2020

Exports

On a month-on-month basis, in June 2020, the **export unit value index** shrank marginally 0.02% to 109.9 points which was led by the decreases in the index of animal & vegetable oils & fats (-5.8%), manufactured goods (-0.4%) and mineral fuels (-0.1%). Meanwhile, the **export volume index** expanded 32.3% to 141.7 points which was attributed mainly to the increases in the index of machinery & transport equipment (+39.9%), miscellaneous manufactured articles (+38.1%) and manufactured goods (+27.9%). In seasonally adjusted terms, the **export volume index** registered an increase of 42.2% to 151.2 points.

When compared to the previous year, **export volume indices** expanded 14.1% meanwhile **export unit value** indices declined 4.6%.

Imports

In June 2020, the **import unit value index** recorded a drop of 0.7% to 112.4 points which was due to the decreases in the index of mineral fuels (-3.8%), chemicals (-0.5%) and machinery & transport equipment (-0.3%). While, the **import volume index** registered an increase of 19.4% to 125.3 points. This was attributed mainly to the increases in the index of mineral fuels (+44.2%), manufactured goods (+26.6%) and machinery & transport equipment (+12.4%). In seasonally adjusted terms, the **import volume index** in June 2020 increased 30.0% to 131.6 points.

On a year-on-year basis, both the **import unit value** and **volume indices** decreased 4.8% and 1.2% respectively.

Terms of trade

Malaysia's **terms of trade** increased 0.6% to 97.8 points as compared with May 2020. On a year-on-year basis, Malaysia's **terms of trade** registered a marginal growth of 0.2% from 97.6 points.

For more details, please refer to the Department's portal: www.dosm.gov.my

*Notes:

The June 2020 data is provisional and subject to revision in later issues.

Released By:

DATO' SRI DR. MOHD UZIR MAHIDIN
CHIEF STATISTICIAN MALAYSIA
DEPARTMENT OF STATISTICS, MALAYSIA

 **DrUzir_Mahidin**   **dr_uzir**

4 AUGUST 2020

Contact person:

Mohd Yusrizal Ab Razak
Public Relation Officer
Strategic Communication and International Division
Department of Statistics, Malaysia
Tel : +603-8885 7942
Fax : +603-8888 9248

E-mail : [yusrizal.razak\[at\]dosm.gov.my](mailto:yusrizal.razak@dosm.gov.my)

Contact person:

Baharudin Mohamad

Public Relation Officer

Strategic Communication and International Division

Department of Statistics Malaysia

Tel : +603-8090 4681

Fax : +603-8888 9248

Email : [baharudin\[at\]dosm.gov.my](mailto:baharudin[at]dosm.gov.my)

Copyright ©2026 Department of Statistics Malaysia Official Portal. All Rights Reserved.