



## MALAYSIA EXTERNAL TRADE INDICES JULY 2018



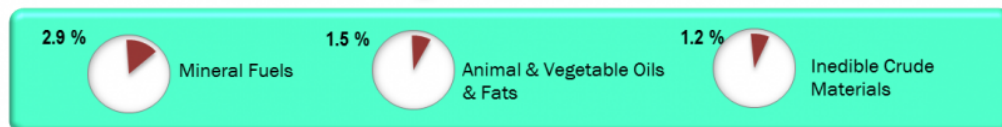


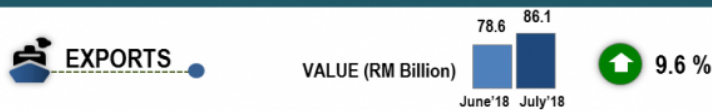
Department of Statistics Malaysia  
<https://www.dosm.gov.my>  
 f t i @StatsMalaysia



National Statistics Day  
 (MyStats Day)  
**20<sup>th</sup> October 2018**  
*"Better Data, Better Lives"*

# EXTERNAL TRADE INDICES **JULY 2018**

Both the Export & Import Unit Value Indices remained **positive** at **0.4%** and **0.03%** respectively.



Note: ↓ ↑ All changes are based on month-on-month comparison

## **Exports**

On a month-on-month (m-o-m) basis, in July 2018, the export unit value index rose 0.4% to 114.9 points which was contributed by mineral fuels (+1.7%) followed by machinery & transport equipment (+0.4%) and chemicals (+0.3%). The export volume index also registered an increase of 9.1% to 140.9 points. The increase was led by machinery & transport equipment (+12.7%), animal & vegetable oils & fats (+11.0%) and mineral fuels (+7.8%). In seasonally adjusted terms, the export volume index increased 11.8% to 146.7 points.

When compared to the previous year, the export unit value index posted an increase of 3.1% and export volume index posted an increase of 6.0%.

## **Imports**

In July 2018, the import unit value index also increased 0.03% to 118.4 points compared to Jun 2018 which was mainly led by machinery & transport equipment (+0.6%) followed by food (+0.2%) and miscellaneous manufactured articles (+0.2%). The import volume index increased 7.2% to 149.5 points. This was mainly attributed to mineral fuels (+18.0%), machinery & transport equipment (+7.1%) and chemicals (+5.8%). In seasonally adjusted terms, the import volume index increased 4.0 % to 146.0 points.

When compared to the previous year, the import unit value index also advanced 3.2% and import volume index grew 6.9%.

## **Terms of trade**

Malaysia's terms of trade increased 0.4% to 97.0 points when compared with June 2018. On a year-on-year basis, Malaysia's terms of trade decreased 0.03% from 97.1 points

For more details, please refer to the Department's portal: [www.dosm.gov.my](http://www.dosm.gov.my)

### **\*Notes:**

The July 2018 data is provisional and subject to revision in later issues.

### **Released By:**

**DATO' SRI DR. MOHD UZIR MAHIDIN**  
**CHIEF STATISTICIAN MALAYSIA**  
**DEPARTMENT OF STATISTICS, MALAYSIA**

 **DrUzir\_Mahidin**  **dr\_uzir** 

**5 SEPTEMBER 2018**

### **Contact person:**

Ho Mei Kei  
Public Relation Officer

Strategic Communication and International Division  
Department of Statistics, Malaysia  
**Tel** : +603-8885 7942  
**Fax** : +603-8888 9248  
**Email** : mkho[at]dosm.gov.my

**Contact person:**

Baharudin Mohamad  
Public Relation Officer  
Strategic Communication and International Division  
Department of Statistics Malaysia  
Tel : +603-8090 4681  
Fax : +603-8888 9248  
Email : baharudin[at]dosm.gov.my

**Copyright ©2025 Department of Statistics Malaysia Official Portal. All Rights Reserved.**