



## MALAYSIA EXTERNAL TRADE INDICES DECEMBER 2018




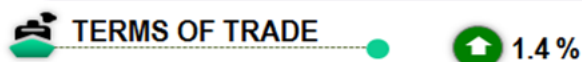

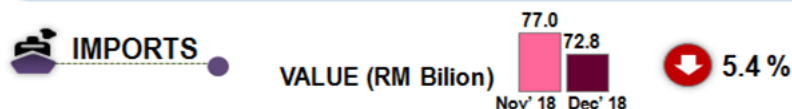
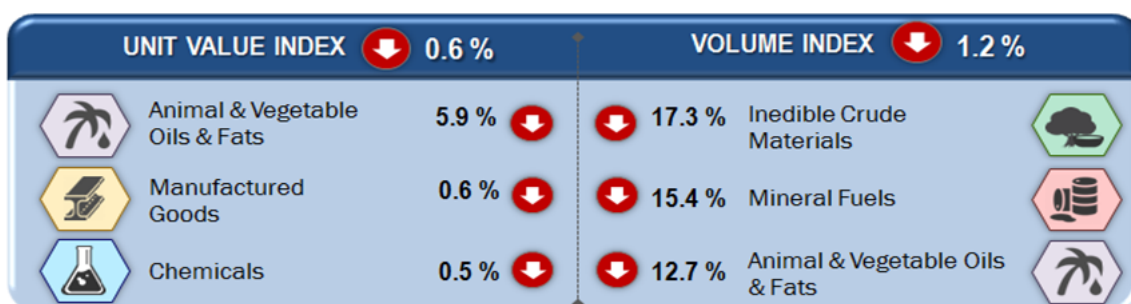
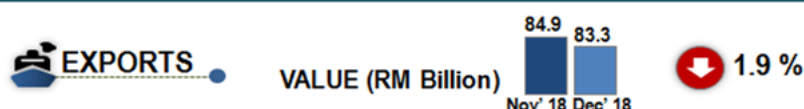
Department of Statistics Malaysia  
<https://www.dosm.gov.my>

f t i y @StatsMalaysia



### EXTERNAL TRADE INDICES **DECEMBER 2018**

The Export & Import Unit Value Indices **declined 0.6%** and **1.9%** respectively.



Note: All changes are based on month-on-month comparison

Source : External Trade Indices  
 December 2018

## **Exports**

On a month-on-month (m-o-m) basis, in December 2018, the **export unit value index** recorded a reduction of 0.6% to 115.5 points which was mainly attributed to animal & vegetable oils & fats (-5.9%) followed by manufactured goods (-0.6%) and chemicals (-0.5%). Meanwhile, the **export volume index** registered a decrease of 1.2% to 135.5 points. The decrease was led by inedible crude materials (-17.3%), mineral fuels (-15.4%) and animal & vegetable oils & fats (-12.7%). In seasonally adjusted terms, the **export volume index** decreased 1.2% to 130.8 points.

When compared to the previous year, the **export unit value index** and **volume index** both posted an increase of 2.4%.

## **Imports**

In December 2018, the **import unit value index** decreased 1.9% to 117.7 points as compared to November 2018, which was mainly led by mineral fuels (-12.4%) followed by inedible crude materials (-1.2%) and chemicals (-0.2%). Meanwhile, the **import volume index** also declined 3.6% to 140.7 points. The decline was mainly attributed to mineral fuels (-8.0%), inedible crude materials (-5.6%) and manufactured goods (-5.5%). In seasonally adjusted terms, the **import volume index** in December 2018 dropped 5.9% to 136.5 points.

On a year-on-year basis, the **import unit value index** grew 1.8% while the **import volume index** decreased 0.8%.

## **Terms of trade**

Malaysia's **terms of trade** expanded 1.4% to 98.2 points when compared with November 2018. On a year-on-year basis, Malaysia's **terms of trade** also rose 0.5% from 97.7 points.

For more details, please refer to the Department's portal: [www.dosm.gov.my](http://www.dosm.gov.my)

### **\*Notes:**

The December 2018 data is provisional and subject to revision in later issues.

### **Released By:**

**DATO' SRI DR. MOHD UZIR MAHIDIN**  
**CHIEF STATISTICIAN MALAYSIA**  
**DEPARTMENT OF STATISTICS, MALAYSIA**



DrUzir\_Mahidin



dr\_uzir

**30 JANUARY 2019**

### **Contact person:**

Ho Mei Kei  
Public Relation Officer

Strategic Communication and International Division  
Department of Statistics, Malaysia  
**Tel** : +603-8885 7942  
**Fax** : +603-8888 9248  
**Email** : mkho[at]dosm.gov.my

**Contact person:**

Baharudin Mohamad  
Public Relation Officer  
Strategic Communication and International Division  
Department of Statistics Malaysia  
Tel : +603-8090 4681  
Fax : +603-8888 9248  
Email : baharudin[at]dosm.gov.my

**Copyright ©2025 Department of Statistics Malaysia Official Portal. All Rights Reserved.**