



MALAYSIA EXTERNAL TRADE INDICES DECEMBER 2017



Department of Statistics, Malaysia
<https://www.dosm.gov.my>



<https://www.facebook.com/StatsMalaysia>

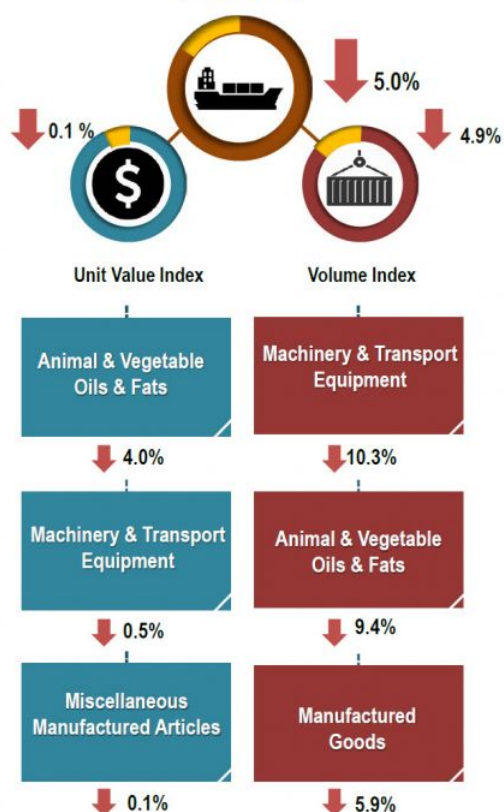


<https://twitter.com/StatsMalaysia>

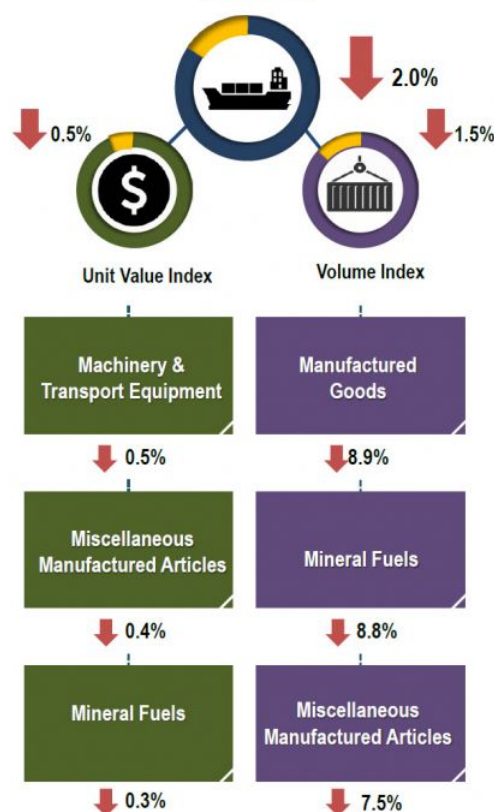
EXTERNAL TRADE INDICES, DECEMBER 2017

Both export and import unit value indices recorded decrease of **0.1%** and **0.5%** respectively

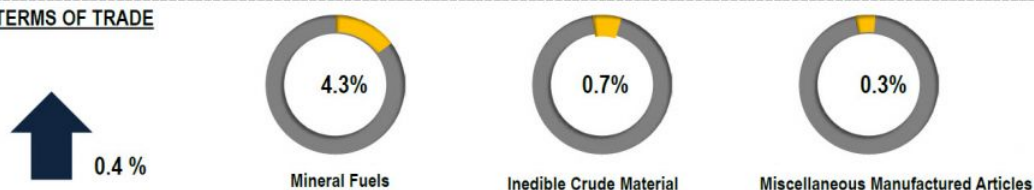
EXPORTS



IMPORTS



TERMS OF TRADE



Note: All changes are based on month-on-month comparison.

Exports

On a month-on-month (m-o-m) basis, in December 2017, the export unit value index decreased 0.1% to 112.9 points. This was mainly attributed to animal & vegetable oils & fats (-4.0%), machinery & transport equipment (-0.5%) and miscellaneous manufactured articles (-0.1%). The export volume index also decreased 4.9% to 132.1 points. This was led by machinery & transport equipment (-10.3%), animal & vegetable oils & fats (-9.4%) and manufactured goods (-5.9%). In seasonally adjusted terms, the export volume index decreased 8.3% to 125.3 points.

When compared to the previous year, the export unit value index and export volume index posted increases of 2.0% and 3.0% respectively.

Imports

In December 2017, the import unit value index also decreased 0.5% to 115.5 points which was led by machinery & transport equipment (-0.5%), miscellaneous manufactured articles (-0.4%) and mineral fuels (-0.3%). The import volume index decreased 1.5% to 141.8 points. This was mainly attributed to manufactured goods (-8.9%), mineral fuels (-8.8%) and miscellaneous manufactured articles (-7.5%). In seasonally adjusted terms, the import volume index in December 2017 decreased 9.3% to 135.6 points.

On a year-on-year basis, the import unit value index and import volume index registered an increase of 1.4% and 6.4% respectively.

Terms of trade

Malaysia's terms of trade increased 0.4% to 97.7 points when compared with November 2017. Meanwhile, a rise of 0.6% was recorded on a year-on-year basis.

For more details, please refer to the Department's portal: www.dosm.gov.my

***Notes:**

The December 2017 data is provisional and subject to revision in later issues.

Released By:

THE OFFICE OF CHIEF STATISTICIAN MALAYSIA
DEPARTMENT OF STATISTICS, MALAYSIA
7 FEBRUARY 2018

Contact person:

Ho Mei Kei
Public Relation Officer
Strategic Communication and International Division
Department of Statistics, Malaysia
Tel : +603-8885 7942
Fax : +603-8888 9248
Email : mkho[at]stats.gov.my

Contact person:

Baharudin Mohamad

Public Relation Officer
Strategic Communication and International Division
Department of Statistics Malaysia
Tel : +603-8090 4681
Fax : +603-8888 9248
Email : baharudin[at]dosm.gov.my

Copyright ©2026 Department of Statistics Malaysia Official Portal. All Rights Reserved.