



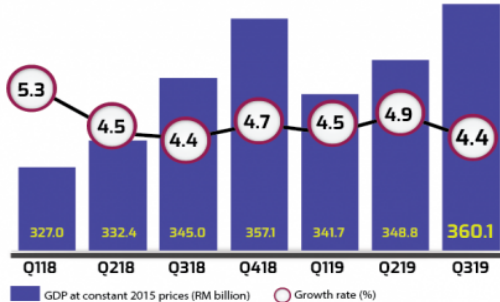
MALAYSIA ECONOMIC PERFORMANCE THIRD QUARTER 2019



Department of Statistics Malaysia
www.dosm.gov.my @StatsMalaysia



Malaysia's economy posted a growth of 4.4 per cent in Q3 2019

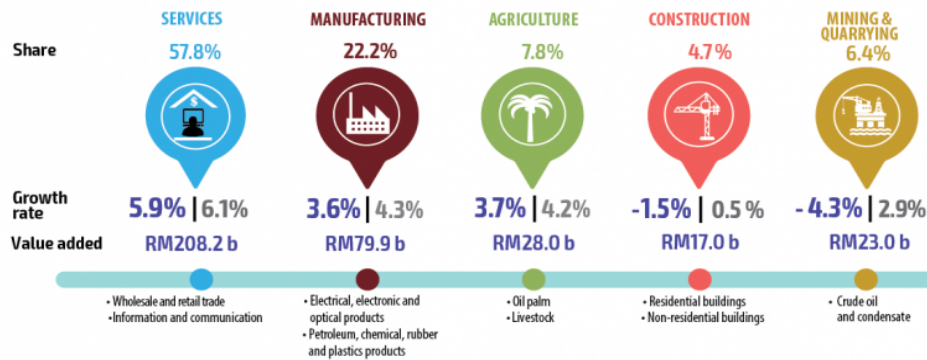


Malaysia's economy posted a growth of 4.4 per cent as against 4.9 per cent in the second quarter of 2019.

Services and Manufacturing sectors remained as the anchor to the economy.

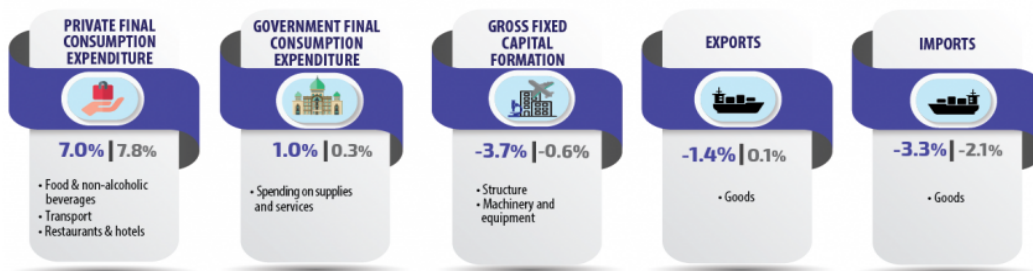
Private final consumption expenditure was the main impetus for the expenditure side.

PRODUCTION



EXPENDITURE

Note: Exclude Import duties



NOTE : Q319 | Q219

Source: Department of Statistics Malaysia

The Gross Domestic Product (GDP) of Malaysia grew 4.4 per cent in the third quarter of 2019 after recording a growth of 4.9 per cent during the second quarter of 2019. Services, Manufacturing and Agriculture sectors were the main drivers of the economy growth for the third quarter 2019. On the expenditure side, Private final consumption expenditure, Net exports and Government final consumption expenditure contribute to the GDP growth, while Gross fixed capital formation decline in third quarter 2019.

Performance of the economy

Services sector sustained by posting a growth of 5.9 per cent from 6.1 per cent in the previous quarter. The performance of Services sector was underpinned by Wholesale & retail trade and Information & communication sub-sectors.

Manufacturing sector grew at 3.6 per cent against 4.3 per cent in the previous quarter of 2019. The performance of this sector was supported by Electrical, electronic & optical products (3.1%), Petroleum, chemical, rubber & plastic products (2.9%) and Transport equipment, other manufacturing & repair (6.1%). Meanwhile, Agriculture sector registered a moderate pace at 3.7 per cent. The Oil palm which contributes the largest share in Agriculture grew 8.4 per cent slower than 9.5 per cent in the last quarter. Forestry & logging also slowed down the performance of Agriculture.

The Construction sector contracted 1.5 per cent in the third quarter of 2019, for the first time since the second quarter of 2011. The decreased was due to decline in Non-residential buildings (-12.0%) and Residential buildings (-3.2%). Mining and quarrying sector declined further to negative 4.3 per cent in this quarter, affected by reduction in production of crude oil & condensate and natural gas.

Private final consumption expenditure grew 7.0 per cent impelled by the consumption on Food & non-alcoholic beverages, Transport and Restaurants & hotels. Nevertheless, Gross fixed capital formation decreased to 3.7 per cent which remained in negative growth for three consecutive quarters. This is due to the deceleration in Structure and Machinery & equipment which fell to negative 2.4 per cent and negative 7.4 per cent respectively.

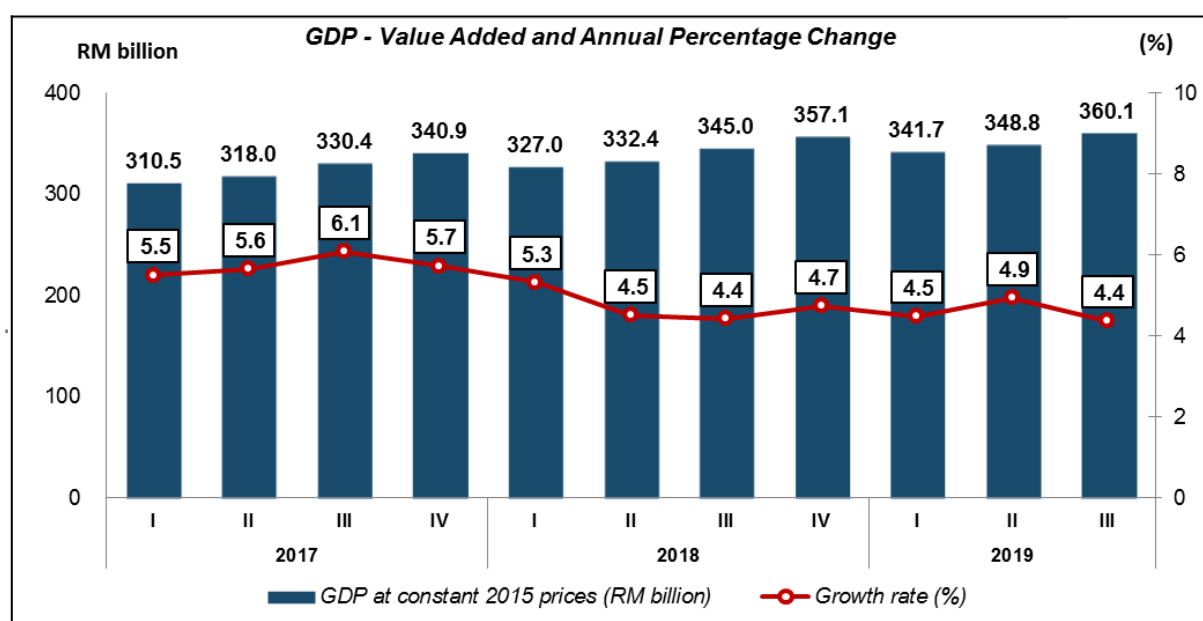


Table 1: GDP at Constant 2015 Prices

PERCENTAGE CHANGE FROM CORRESPONDING QUARTER OF PRECEDING YEAR								
	2018	Q1 2018	Q2 2018	Q3 2018	Q4 2018	Q1 2019	Q2 2019	Q3 2019
GDP	4.7	5.3	4.5	4.4	4.7	4.5	4.9	4.4
Seasonally Adjusted GDP		1.3	0.6	1.5	1.3	1.1	1.0	0.9

Surplus in current account balance

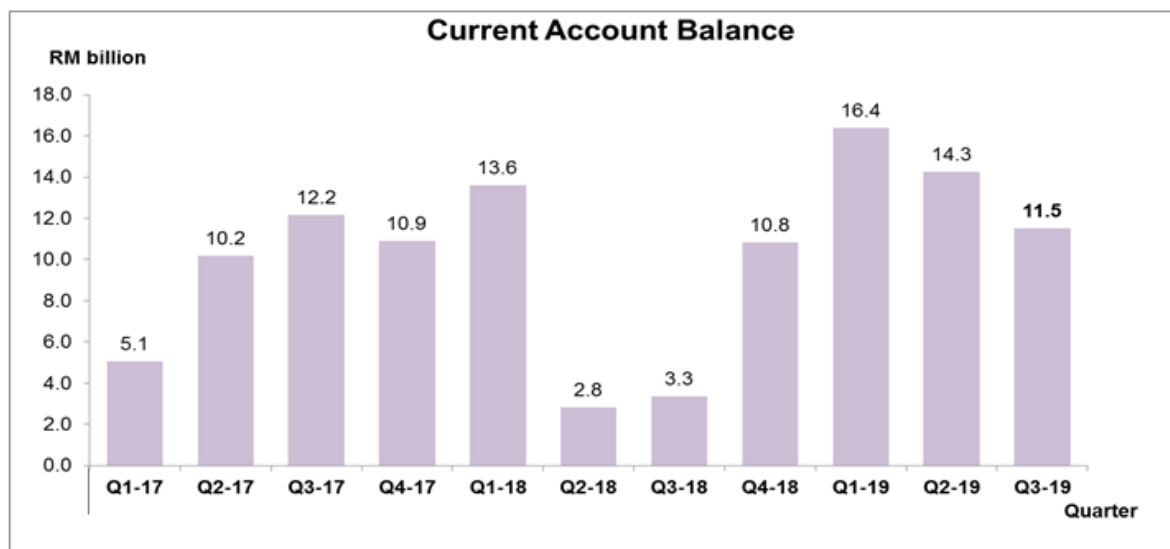
Malaysia's current account recorded a surplus of RM11.5 billion as compared to RM14.3 billion in the previous quarter. This was led by surplus in Goods Account and lower deficit in Services Account, which was primarily backed by better performance in travel activities. Nevertheless, the overall narrower surplus was influenced by widening deficit in Primary Income due to higher dividend earned by foreign companies. For the period of January to September 2019, the surplus in current account reached RM42.1 billion.

Financial account in this quarter recorded net outflow of RM1.3 billion due to the higher outflow in portfolio investment.

Foreign Direct Investment (FDI) was RM2.9 billion in this quarter which was lower than RM4.4 billion in previous quarter. The FDI were mainly from Netherlands, Singapore and Japan. Similarly, Direct Investment Abroad (DIA) also dropped to RM3.7 billion from RM12.6 billion in preceding quarter. The main destinations of DIA were Australia, Netherlands and Canada.

The financial liabilities position in this quarter decreased to RM1,778.1 billion against RM1,800.3 billion in the previous quarter. At the same time, the total assets reduced to RM1,765.1 billion from RM1,780.8 billion in last quarter. This translated to the lower net liabilities of RM13.0 billion as at end of third quarter 2019.

The international reserves of Bank Negara Malaysia stood at RM431.2 billion as compared to RM425.4 billion in last quarter.



Other Indicators

Consumer Price Index in the third quarter of 2019 recorded an increase of 1.3 per cent as compared to 0.7 per cent in the second quarter 2019. The Producer Price Index for Local Production decreased 2.1 per cent as compared to negative 1.6 per cent in the previous quarter.

Malaysia's exports of goods in the third quarter of 2019 recorded a decrease of 1.9 per cent to RM247.0 billion as compared to RM251.8 billion registered in the same period last year. The main products which attributed to the decrease were electrical & electronic products and crude petroleum that shrank by 4.9 per cent and 43.9 per cent respectively.

In the third quarter of 2019, imports also decreased 5.8 per cent to RM213.5 billion. Based on end use category, imports of capital goods shrank by 15.4 per cent, followed by intermediate goods and consumption goods which decreased by 3.0 per cent and 2.5 per cent respectively. Labour market condition indicates that employed persons increased to 2.1 per cent in the third quarter of 2019 which was accounted for 15.2 million persons. The unemployment rate in the third quarter of 2019 remained at 3.3 per cent.

Leading Index which indicates the future direction of the economy in an average of four to six months anticipated that the Malaysia's GDP will grow in fourth quarter of 2019.

Released By:

DATO' SRI DR. MOHD UZIR MAHIDIN
CHIEF STATISTICIAN MALAYSIA
DEPARTMENT OF STATISTICS, MALAYSIA

 [DrUzir_Mahidin](#)   [Dr_Uzir](#)

#myHariBulan# #myBulan# #myTahun#

Contact person:

Rohaida binti Mohamad
Public Relation Officer
Strategic Communication and International Division
Department of Statistics, Malaysia
Tel : +603-8885 7942
Fax : +603-8888 9248
Email : rohaida.mohamad[at]dosm.gov.my

Contact person:

Baharudin Mohamad
Public Relation Officer
Strategic Communication and International Division
Department of Statistics Malaysia
Tel : +603-8090 4681
Fax : +603-8888 9248
Email : baharudin[at]dosm.gov.my

Copyright ©2025 Department of Statistics Malaysia Official Portal. All Rights Reserved.