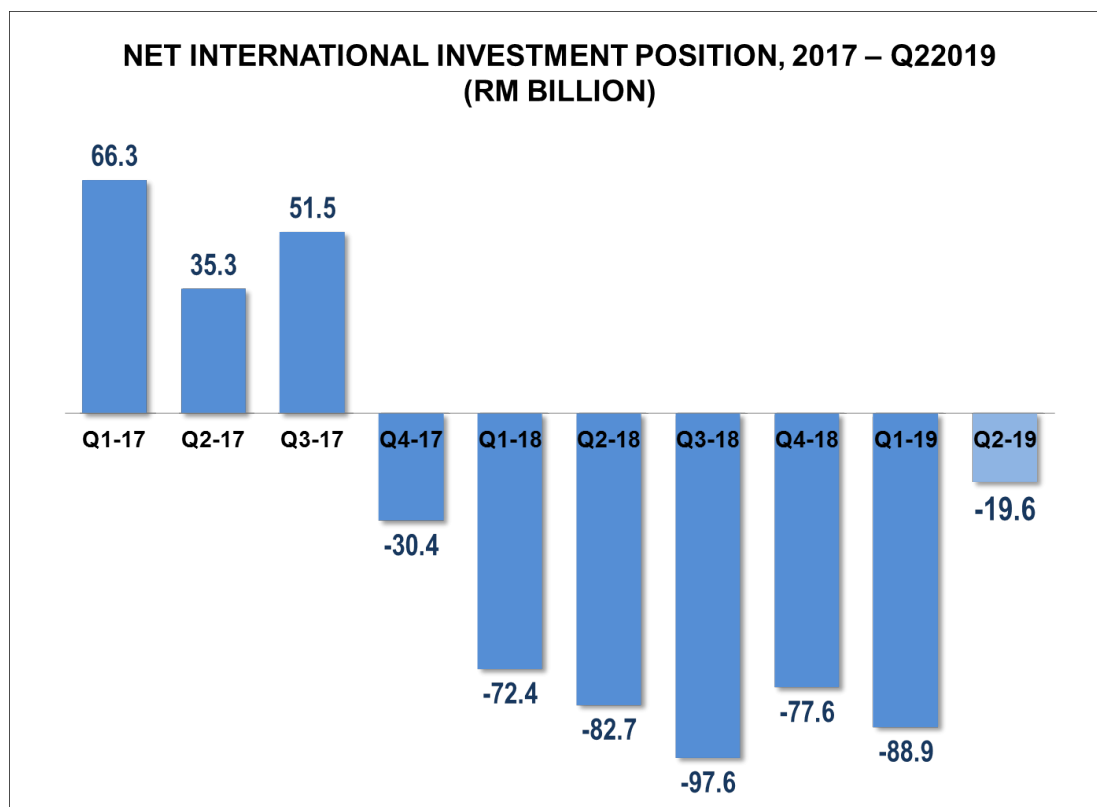




INTERNATIONAL INVESTMENT POSITION, SECOND QUARTER 2019

Malaysia's net international investment position recorded a lower net liabilities of RM19.6 billion

Malaysia's total financial assets increased to RM1,780.8 billion as against RM1,680.7 billion last quarter. Meanwhile, total liabilities registered a value of RM1,800.3 billion (Q1 2019: RM1,769.5 billion). This resulted to the lower net liabilities of RM19.6 billion from RM88.9 billion as at end of last quarter.

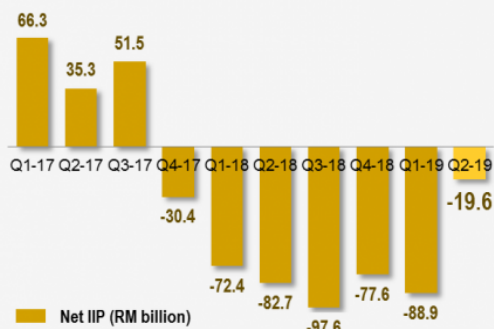


Direct Investment Abroad (DIA) position recorded a higher value of RM509.8 billion (Q1 2019: RM486.2 billion) and mainly in Financial and insurance/takaful activities (41.4%), followed by Mining & quarrying (17.2%) and Agriculture sectors (8.3%). The top destinations for DIA were Singapore, Indonesia and United Kingdom. Meanwhile, **Foreign Direct Investment (FDI)** position in Malaysia increased to RM667.5 billion from RM662.7 billion in the preceding quarter. FDI position was largely in Manufacturing sector of 39.8 per cent, followed by Financial and insurance/takaful activities (22.3%) and Mining & quarrying sector (7.2%). Singapore remained as the top investor country, while Hong Kong overtook Japan as the second largest contributor.

Portfolio Investment showed a lower net liabilities position of RM222.6 billion (Q1 2019: net liabilities RM254.2 billion), while Other Investment position recorded a lower net liabilities of RM66.8 billion (Q1 2019: net liabilities RM80.1 billion).

As at end of June 2019, international reserves of Bank Negara Malaysia stood at RM425.4 billion (as at end of March 2019: RM420.2 billion).

MALAYSIA'S INTERNATIONAL INVESTMENT POSITION, Q2 2019



“Malaysia's International Investment Position (IIP) recorded a **lower net liabilities** of **RM19.6 billion** as against RM88.9 billion in the previous quarter”

IIP PERFORMANCE

TOTAL ASSETS

Q219 **RM1,780.8b** ↑ RM100.1b
Q119 RM1,680.7b

TOTAL LIABILITIES

Q219 **RM1,800.3b** ↑ RM30.8b
Q119 RM1,769.5b

COMPONENTS OF DIRECT INVESTMENT

ASSETS RM612.4b

54.9%
RM335.9b

Equity &
investment fund
shares

LIABILITIES RM770.1b

77.0%
RM593.3b

45.1%
RM276.5b

Debt
instruments


23.0%
RM176.8b

DIRECT INVESTMENT POSITION BY TOP COUNTRIES

DIRECT INVESTMENT ABROAD (DIA) RM509.8b



FOREIGN DIRECT INVESTMENT (FDI) RM667.5b



Source: International Investment Position, Department of Statistics Malaysia

Released By:

DATO' SRI DR. MOHD UZIR MAHIDIN
CHIEF STATISTICIAN MALAYSIA
DEPARTMENT OF STATISTICS, MALAYSIA

 **DrUzir_Mahidin**   **Dr_Uzir**

#myHariBulan# #myBulan# #myTahun#

Contact person:

Rohaida binti Mohamad
Public Relation Officer
Strategic Communication and International Division
Department of Statistics, Malaysia
Tel : +603-8885 7942
Fax : +603-8888 9248
Email : rohaida.mohamad[at]dosm.gov.my

Contact person:

Baharudin Mohamad
Public Relation Officer
Strategic Communication and International Division
Department of Statistics Malaysia
Tel : +603-8090 4681
Fax : +603-8888 9248
Email : baharudin[at]dosm.gov.my

Copyright ©2026 Department of Statistics Malaysia Official Portal. All Rights Reserved.