

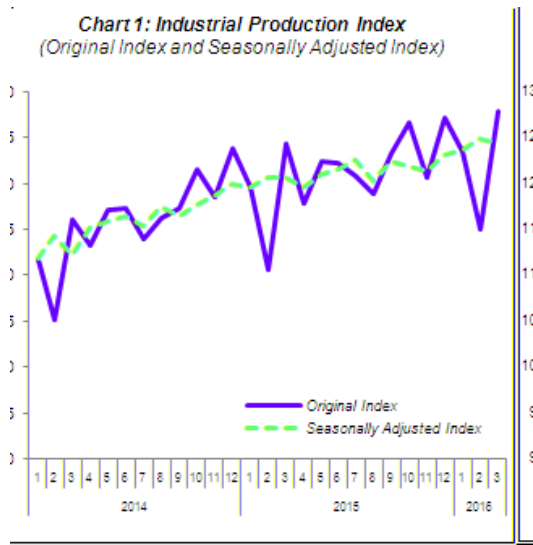


INDEX OF INDUSTRIAL PRODUCTION, MALAYSIA MARCH 2016

HIGHLIGHTS

Sector	Seasonally Adjusted Index		Original Index	
	Index	% Changes Month-on-Month	Index	% Changes Year-on-Year
IPI	124.3	-0.4	127.8	2.8
Mining Index	103.5	-2.2	108.5	-2.5
Manufacturing Index	134.2	1.4	135.6	4.4
Electricity Index	130.5	-1.0	135.9	7.7

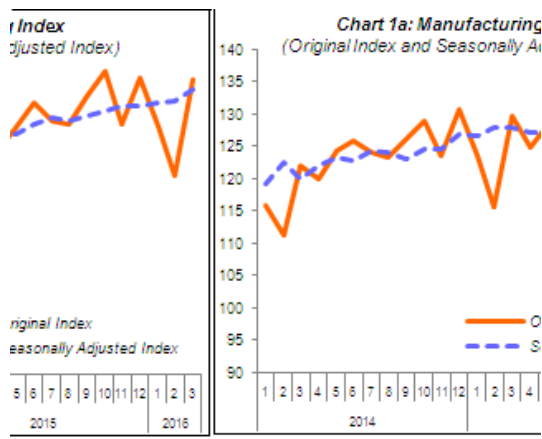
Chart 1: Industrial Production Index
(Original Index and Seasonally Adjusted Index)



PERFORMANCE OF INDUSTRIAL PRODUCTION INDEX

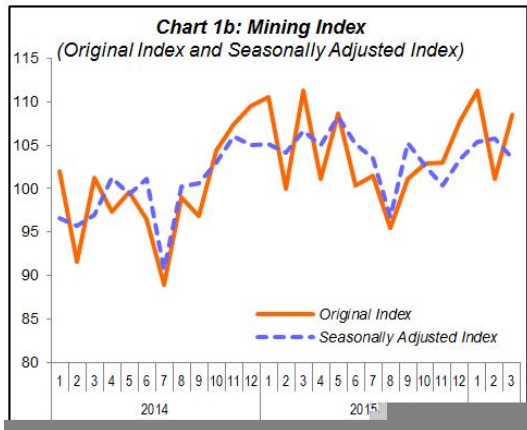
The Industrial Production Index (IPI) rose 2.8% in March 2016 as compared to the same month of the previous year. The rise in March 2016 was supported by positive growth in Manufacturing index (4.4%) and Electricity index (7.7%). However, the Mining index recorded a decrease of 2.5%. The IPI in February 2016 remained unchanged at 3.9% year-on-year.

In seasonally adjusted terms, the IPI in March 2016 declined by 0.4% month-on-month following a decrease in the Mining index (2.2%) and Electricity index (1.0%). Meanwhile, the Manufacturing index increased by 1.4%.



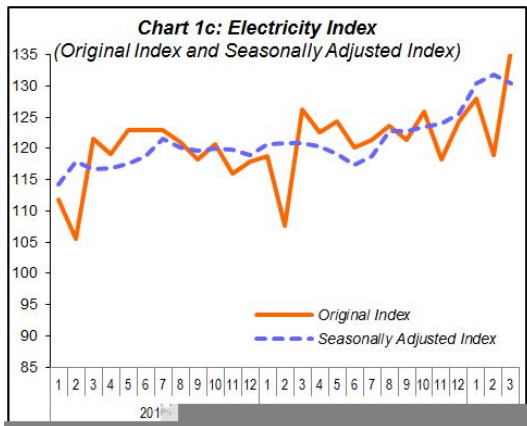
PERFORMANCE OF MANUFACTURING SECTOR

Year-on-year basis, Manufacturing sector output grew 4.4% in March 2016 after an increased of 4.5% registered in February 2016. The major sub-sectors which recorded an expansion in March 2016 were: Electrical and Electronics Products (5.5%); Petroleum, Chemical, Rubber and Plastic Products (3.3%) and Food, Beverages and Tobacco (6.7%). On a seasonally adjusted month-on-month basis, Manufacturing output edged up 1.4% in March 2016.



PERFORMANCE OF MINING SECTOR

The Mining sector output fell 2.5% in March 2016 as compared to the same month in 2015 due to the declined in Crude Oil index (3.6%) and Natural Gas index (1.2%). On a seasonally adjusted terms, output for the Mining sector decreased 2.2% as compared to February 2016.



PERFORMANCE OF ELECTRICITY SECTOR

The Electricity sector output posted a strong growth of 7.7% in March 2016 on yearly basis. On a seasonally adjusted terms, Electricity sector output contracted 1.0% as compared to the previous month.

PERFORMANCE OF INDUSTRIAL PRODUCTION INDEX FOR THE FIRST QUARTER 2016

Malaysia's Industrial Production Index for the first quarter 2016 expanded by 3.3% as compared to the same quarter of the previous year. The expansion was due to the increase in the Manufacturing index (4.3%) and Electricity index (8.5%). Whilst, the Mining index posted a decrease of 0.3% .

Sector	Q4 2015	Q1 2016	% Changes	
			Q1 2016/ Q1 2015	Q1 2016/ Q4 2015
IPI	124.8	122.0	3.3	-2.2
Mining Index	104.5	106.9	-0.3	2.3
Manufacturing Index	133.9	128.2	4.3	-4.2
Electricity Index	122.8	127.6	8.5	3.9

*** Notes:**

Data for March 2016 is **provisional**. The data will be updated based on the latest available figures and subsequently published in the April 2016 publication.

**THE OFFICE OF CHIEF STATISTICIAN MALAYSIA
DEPARTMENT OF STATISTICS MALAYSIA
12 MAY 2016**

Contact person:

Ho Mei Kei
Public Relation Officer
Corporate and User Services Division
Department of Statistics, Malaysia
Tel : +603-8885 7942

Fax : +603-8888 9248

Email : mkho@stats.gov.my

Contact person:

Baharudin Mohamad

Public Relation Officer

Strategic Communication and International Division

Department of Statistics Malaysia

Tel : +603-8090 4681

Fax : +603-8888 9248

Email : baharudin[at]dosm.gov.my

Copyright ©2026 Department of Statistics Malaysia Official Portal. All Rights Reserved.