



EMPLOYMENT STATISTICS THIRD QUARTER 2020

Introduction

This publication presents the labour demand statistics based on the Quarterly Employment Survey conducted on formal private sector establishments encompassing major economic activities namely Agriculture, Mining & Quarrying, Manufacturing, Construction and Services. The principal statistics of employment presented in this report are jobs, filled jobs, vacancies and jobs created by economic activity and category of skill.

Labour Demand, Third Quarter 2020

In Q3 2020, the total jobs in private sector dropped by 181 thousand to 8.471 million jobs as compared to 8.652 million in the same quarter of preceding year. The rate of filled jobs was 97.9 per cent encompassing 8.292 million filled jobs. Meanwhile, the rate of vacancies declined by 0.2 percentage points to 2.1 per cent as against Q3 2019.

Labour Demand by Skill

By category of skills, the number of jobs in skilled category decreased by 50 thousand to 2,067 thousand (Q3 2019: 2,117 thousand). The rate of filled jobs for this category increased by 0.5 percentage points to 2,026 thousand (Q3 2019: 2,065 thousand). Meanwhile, there were 41 thousand skilled jobs vacancies with a rate of 2.0 per cent. A total 6 thousand skilled jobs were created during the quarter.

In Q3 2020, a total of 62.3 percent or 5,279 thousand jobs were concentrated in semi-skilled category jobs, comprising of 98.1 per cent of filled jobs (5,179 thousand) and 1.9 per cent of job vacancies. Jobs created in this category was 13 thousand.

Meanwhile, low-skilled jobs dropped 14 thousand year on year to 1,125 thousand jobs in this quarter. Out of this total, 96.6 per cent was filled jobs (1,087 thousand) while vacancies rate was 3.4 per cent (39.0 thousand). A total of 2.0 thousand jobs were created in this category

Labour Demand by Economic Activity

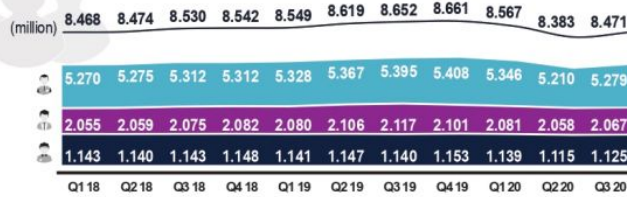
The largest share of jobs and filled jobs were in Services sector with 51.7 per cent and 52.4 per cent respectively. In the meantime, filled jobs in Manufacturing sector comprised of 26.0 per cent, whereas jobs recorded 26.6 per cent. These two sectors made up 78.3 per cent of jobs and 78.4 per cent of filled jobs.

On the other hand, vacancies was largely in Manufacturing sector with a share of 56.0 per cent, followed by Agriculture (16.8%) and Services (15.5%). Meanwhile, job vacancies in Construction and Mining & Quarrying sector was 11.5 per cent and 0.2 per cent respectively.

In the meantime, nearly half or 42.9 per cent jobs were created in Manufacturing sector. As for Services, ranked second with a share of 38.9 per cent.


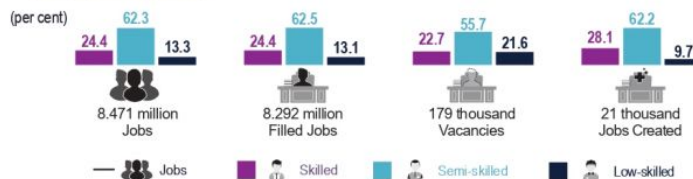
**EMPLOYMENT STATISTICS THIRD QUARTER 2020**

Total jobs in private sector declined by **181 thousand** year on year to **8.47 million**



Notes: The sum of a category may differ from the total number of jobs due to independent rounding

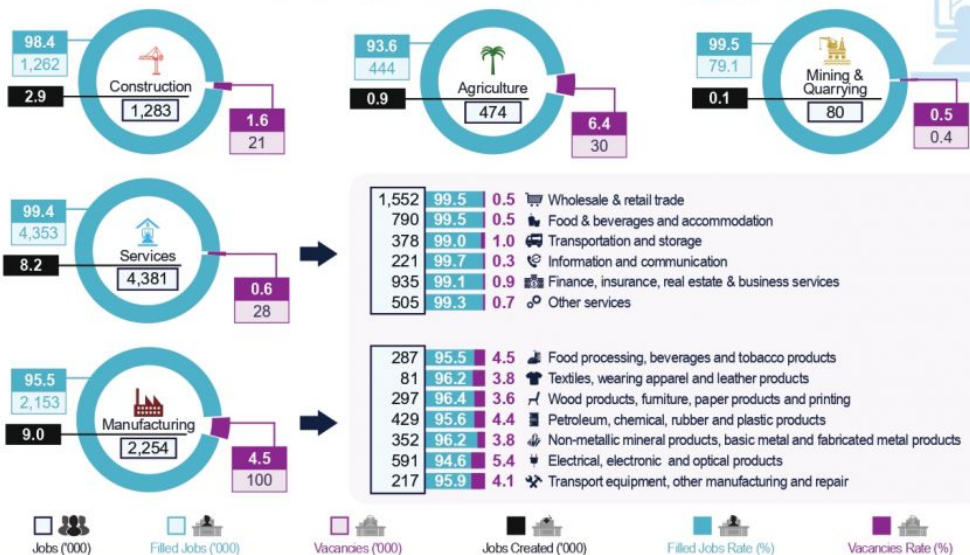
97.9 per cent of jobs were filled

**Employment by Skill**

55.7 per cent of job vacancies in private sector were in **semi-skilled category**

Employment by Economic Activity

A total of **4.38 million** jobs were concentrated in **Services sector**
The largest share was in **Wholesale & retail trade subsector** with **1.55 million jobs**



Source : Employment Statistics Third Quarter 2020, Department of Statistics Malaysia

The detailed information and technical notes are published in the publication of Employment Statistics, Third Quarter 2020. This publication is accessible and downloadable free of charge through the **eStatistik** application in DOSM web page, www.dosm.gov.my.

Released By:

DATO' SRI DR. MOHD UZIR MAHIDIN
CHIEF STATISTICIAN MALAYSIA
DEPARTMENT OF STATISTICS, MALAYSIA

 **DrUzir_Mahidin**   **Dr_Uzir**

#myHariBulan# #myBulan# #myTahun#

Contact person:

Mohd Yusrizal Ab Razak

Public Relation Officer

Strategic Communication and International Division

Department of Statistics, Malaysia

Tel : +603-8885 7942

Fax : +603-8888 9248

Email : yusrizal.razak[at]dosm.gov.my

Contact person:

Baharudin Mohamad

Public Relation Officer

Strategic Communication and International Division

Department of Statistics Malaysia

Tel : +603-8090 4681

Fax : +603-8888 9248

Email : baharudin[at]dosm.gov.my

Copyright ©2025 Department of Statistics Malaysia Official Portal. All Rights Reserved.