



EMPLOYMENT STATISTICS SECOND QUARTER 2021

Introduction

This publication presents the labour demand statistics based on the Quarterly Employment Survey conducted on formal private sector establishments encompassing major economic activities namely Agriculture, Mining & Quarrying, Manufacturing, Construction and Services. The principal statistics of employment presented in this report are jobs, filled jobs, vacancies and jobs created by economic activity and category of skill.

Labour Demand, Second Quarter of 2021

In Q2 2021, the total jobs in economic sector dropped by 31 thousand to 8,352 thousand jobs as compared to 8,383 thousand jobs in the same quarter of preceding year. The rate of filled jobs was 97.9 per cent encompassing 8,174 thousand filled jobs. Meanwhile, the rate of job vacancies accounted for 2.1 per cent recording a total of 178 thousand jobs vacancies. Jobs created in this quarter was 16.18 thousand jobs, increased by 18.3 per cent as compared with the same quarter of last year (Q2 2020: 13.67 thousand).

Labour Demand by Skill

Looking at the breakdown by skill category, jobs were predominantly in semi-skilled category with a share of 62.2 per cent. This was followed by skilled category (24.7%) and low-skilled category (13.1%)

Skilled category recorded 2,064 thousand jobs, increased by 6 thousand as against the same quarter of the previous year (Q2 2020: 2,058 thousand). The rate of filled jobs was 97.9 per cent with 2,021 thousands of filled jobs while job vacancies rate was 2.1 per cent with 42.8 thousand job vacancies. This category recorded 5.0 thousand jobs created.

In this quarter, jobs in the **semi-skilled category** decreased by 15 thousand to 5,195 thousand jobs (Q2 2020: 5,210 thousand) comprising of 98.1 per cent of filled jobs (5,097 thousand) and job vacancies of 1.9 per cent (98 thousand). In addition, 9.8 thousand jobs were created in this category.

As for **low-skilled category**, jobs decreased by 2.0 per cent year-on-year to 1,093 thousand jobs (Q2 2020: 1,115 thousand). Filled jobs made up 96.6 per cent of total jobs at 1,055 thousand jobs while job vacancies were 37.3 thousand with a rate of 3.4 per cent. Low-skilled category recorded a total of 1.3 thousand jobs created.

Labour Demand by Economic Activity

In terms of economic activity, more than half of jobs and filled jobs were in Services sector with a share of 51.6 per cent (4,312 thousand) and 52.4 per cent (4,285 thousand) respectively. Meanwhile, Manufacturing sector recorded 2,259 thousand jobs (27.0 %) and 2,158 thousand of filled jobs (26.4%).

On the contrary, job vacancies were primarily in the Manufacturing sector with a share of 56.2 per cent (100 thousand) followed by Agriculture (16.4%; 29 thousand) and Services (15.5%; 28 thousand).

Manufacturing sector also dominated jobs created in this quarter which comprised of 44.6 per cent (7 thousand). Services sector ranked second with 33.6 per cent (5 thousand), followed by Construction (16.9%; 3 thousand), Agriculture (4.3%; 0.70 thousand) and Mining & Quarrying (0.6%; 0.09 thousand).



EMPLOYMENT STATISTICS SECOND QUARTER 2021

Total jobs
decreased by
31
thousand
year-on-year



8.352
million jobs
in economic sector


97.9%
Filled Jobs

2.1%
Vacancies
(% Percentage share)

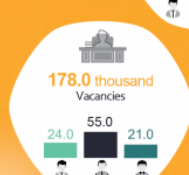
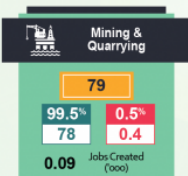
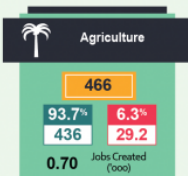

55.0%
of job vacancies
were in semi-skilled
category

4.312 million jobs were concentrated
in **Services** sector

1,537	99.4%	0.6%	Wholesale & retail trade
763	99.6%	0.4%	Food & beverages and accommodation
376	99.0%	1.0%	Transportation & storage
225	99.8%	0.2%	Information & communication
909	99.1%	0.9%	Finance, insurance, real estate & business services
502	99.5%	0.5%	Other services



287	95.7%	4.3%	Food processing, beverages & tobacco products
79	96.7%	3.3%	Textiles, wearing apparel & leather products
288	96.0%	4.0%	Wood products, furniture, paper products & printing
437	95.7%	4.3%	Petroleum, chemical, rubber & plastic products
354	95.9%	4.1%	Non-metallic mineral products, basic metal & fabricated metal products
598	94.7%	5.3%	Electrical, electronic & optical products
215	95.8%	4.2%	Transport equipment, other manufacturing & repair



Concepts & Definitions

Jobs
Total labour which comprised of filled jobs and vacancies.

Filled Jobs
Paid employee (full-time & part-time); and thus exclude individual proprietors and business partners, unpaid family workers & employees on unpaid leave.

Vacancies
Unfilled jobs which are ready to be filled. Employers are actively seeking candidates including advertising vacancies, issuing notices and registering with employment agencies as well as conducting interviews to select candidates to fill in the vacancies.

Jobs Created
Jobs created in an organisation which were not previously available, including newly created service schemes, jobs created for the promotion of existing employees and increase in the number of jobs from the existing structure.

Notes: The sum may differ from the total due to independent rounding

Source: Employment Statistics Second Quarter of 2021,
Department of Statistics Malaysia

The detailed information and technical notes are published in the publication of Employment Statistics, Second Quarter 2021. This publication is accessible and downloadable free of charge through the eStatistik application in DOSM web page, www.dosm.gov.my.

Released By:

DATO' SRI DR. MOHD UZIR MAHIDIN
CHIEF STATISTICIAN MALAYSIA
DEPARTMENT OF STATISTICS, MALAYSIA

 **DrUzir_Mahidin**   **Dr_Uzir**

#myHariBulan# #myBulan# #myTahun#

Contact person:

Mohd Yusrizal Ab Razak

Public Relation Officer

Strategic Communication and International Division

Department of Statistics, Malaysia

Tel : +603-8885 7942

Fax : +603-8888 9248

Email : yusrizal.razak[at]dosm.gov.my

Contact person:

Baharudin Mohamad

Public Relation Officer

Strategic Communication and International Division

Department of Statistics Malaysia

Tel : +603-8090 4681

Fax : +603-8888 9248

Email : baharudin[at]dosm.gov.my

Copyright ©2025 Department of Statistics Malaysia Official Portal. All Rights Reserved.