



---

## EMPLOYMENT STATISTICS FOURTH QUARTER 2021

---

### Introduction

This publication presents the labour demand statistics based on the Quarterly Employment Survey conducted on formal private sector establishments encompassing major economic activities namely Agriculture, Mining & Quarrying, Manufacturing, Construction and Services. The principal statistics of employment presented in this report are jobs, filled jobs, vacancies and jobs created by economic activity and category of skill.

### Labour Demand, Fourth Quarter of 2021

During this quarter, the total number of jobs in the economic sector went up by 73.6 thousand to record 8.531 million (Q4 2020: 8.457 million). In the meantime, there were 8.347 million filled jobs, with a filled jobs rate of 97.8 per cent. Meanwhile, the job vacancies rate was 2.2 per cent registering a total of 184 thousand job vacancies (Q4 2020: 176 thousand). Additionally, there were 21 thousand jobs created in this quarter (Q4 2020: 17 thousand).

### Labour Demand by Skill

In this quarter, the number of jobs in the semi-skilled category accounted for 5.312 million with a share of 62.3 per cent. The skilled jobs category ranked second with 24.7 per cent recorded 2.110 million jobs and followed by low-skilled category comprised of 13.0 per cent (1.109 million jobs).

For **skilled category**, the rate of filled jobs was 98.0 per cent or equivalent to 2.067 million while the rate of job vacancies was 2.0 per cent accounted for 42.9 thousand. In the meantime, 6.0 thousand jobs were created for this category.

As for the **semi-skilled category**, there were 5.209 million filled jobs with a rate of 98.1 per cent whereas 103 thousand jobs were vacant recording a rate of 1.9 per cent. In addition, the number of jobs created in this category were 13.4 thousand jobs.

Meanwhile, the filled jobs in the **low-skilled category** encompassed 96.6 per cent of low-skilled jobs or equivalent to 1.071 million filled jobs. In the meantime, job vacancies were 38 thousand recording a vacancies rate of 3.4 per cent. A total of 1.5 thousand jobs were created during this quarter.

### Labour Demand by Economic Activity

Analysing the labour demand by economic activity, the largest composition of jobs and filled jobs was in the Services with a share of 51.7 per cent (4.413 million) and 52.5 per cent (4.386 million) respectively. Meanwhile, jobs in the Manufacturing sector comprised of 27.2 per cent (2.321 million) whereas filled jobs accounted for 2.218 million or 26.6 per cent.

In terms of jobs created, 41.9 per cent or 8.8 thousand jobs created were concentrated in the Services sector followed by the Manufacturing sector with a share of 38.3 per cent (8.0 thousand) and Construction (13.6%; 2.8 thousand).



## EMPLOYMENT STATISTICS FOURTH QUARTER 2021

**8.531**  
million jobs

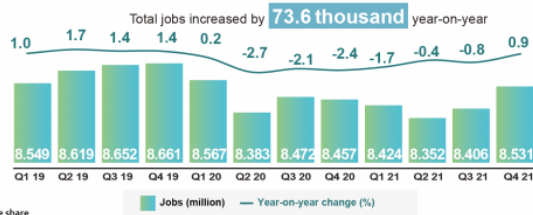
in economic  
sector



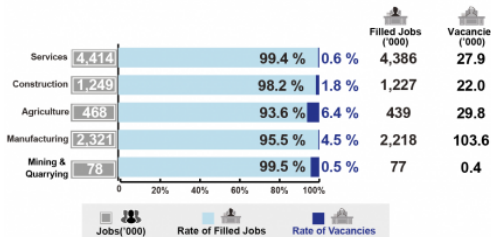
**97.8%**  
Filled Jobs

**2.2%**  
Vacancies

(%) Percentage share



**4.414** million jobs were concentrated in Services sector

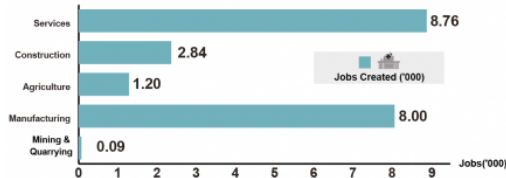


1,602	99.3%	0.7%	Wholesale and retail trade
788	99.6%	0.4%	Food & beverages and accommodation
388	99.1%	0.9%	Transportation and storage
227	99.7%	0.3%	Information and communication
905	99.1%	0.9%	Finance, insurance, real estate & business services
504	99.6%	0.4%	Other services
292	95.8%	4.2%	Food processing, beverages and tobacco products
84	96.5%	3.5%	Textiles, wearing apparel and leather products
302	95.8%	4.2%	Wood products, furniture, paper products and printing
441	95.5%	4.5%	Petroleum, chemical, rubber and plastic products
360	96.1%	3.9%	Non-metallic mineral products, basic metal and fabricated metal products
621	94.9%	5.1%	Electrical, electronic and optical products
223	95.7%	4.3%	Transport equipment, other manufacturing and repair

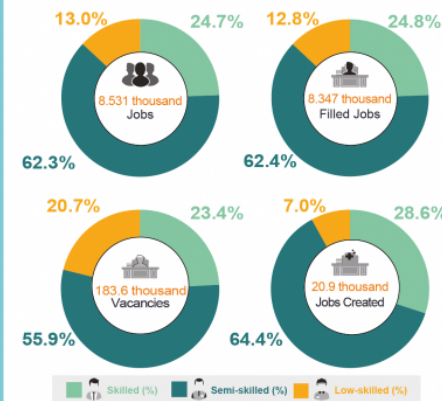
Services

Manufacturing

Jobs created by economic activity, Q4 2021



**62.3%** of jobs were in semi-skilled category



**20.9** thousand jobs created in the fourth quarter of 2021



### Concepts & Definitions



**Jobs** Total labour which comprised of filled jobs and vacancies.



**Vacancies** Unfilled jobs which are ready to be filled. Employers are actively seeking candidates including advertising vacancies, issuing notices and registering with employment agencies as well as conducting interviews to select candidates to fill in the vacancies.



**Filled Jobs** Paid employee (full-time & part-time); and thus exclude individual proprietors and business partners, unpaid family workers & employees on unpaid leave.



**Jobs Created** Jobs created in an organisation which were not previously available, including newly created service schemes, jobs created for the promotion of existing employees and increase in the number of jobs from the existing structure.

Notes: The sum may differ from the total due to independent rounding

Source : Employment Statistics Fourth Quarter of 2021 Department of Statistics Malaysia

The detailed information and technical notes are published in the publication of Employment Statistics, Fourth Quarter 2021. This publication is accessible and downloadable free of charge through the eStatistik application in DOSM web page, [www.dosm.gov.my](http://www.dosm.gov.my).

**Released By:**

**DATO' SRI DR. MOHD UZIR MAHIDIN**  
**CHIEF STATISTICIAN MALAYSIA**  
**DEPARTMENT OF STATISTICS, MALAYSIA**

 **DrUzir\_Mahidin**   **Dr\_Uzir**

**#myHariBulan# #myBulan# #myTahun#**

**Contact person:**

**Mohd Yusrizal Ab Razak**

Public Relation Officer

Strategic Communication and International Division

Department of Statistics, Malaysia

Tel : +603-8885 7942

Fax : +603-8888 9248

Email : yusrizal.razak[at]dosm.gov.my

**Contact person:**

Baharudin Mohamad

Public Relation Officer

Strategic Communication and International Division

Department of Statistics Malaysia

Tel : +603-8090 4681

Fax : +603-8888 9248

Email : baharudin[at]dosm.gov.my

**Copyright ©2025 Department of Statistics Malaysia Official Portal. All Rights Reserved.**