



DEMOGRAPHIC STATISTICS SECOND QUARTER (Q2) 2018, MALAYSIA



Department of Statistics, Malaysia
https://www.dosm.gov.my



@StatsMalaysia

DEMOGRAPHIC STATISTICS SECOND QUARTER (Q2) 2018, MALAYSIA

Main Highlights



32.4 million
population in
second quarter
2018



Increase by 1.1 per cent
compared to second quarter
2017



125.3 thousand
live births in
second quarter
2018



Decrease by 3.2 per cent
compared to second quarter
2017



41.1 thousand
deaths in
second quarter
2018



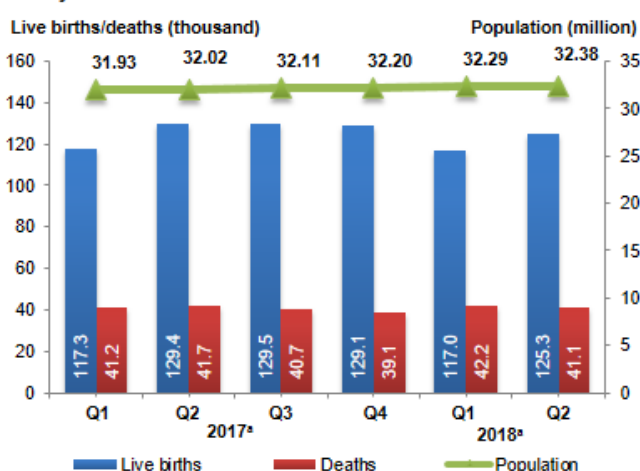
Decrease by 1.4 per cent
compared to second quarter
2017

Demographic Statistics by Selected Variables

Table 1: Demographic statistics by sex, second quarter (Q2) 2018, Malaysia

	Second quarter (Q2) 2018 ^a	Second quarter (Q2) 2017 ^a	Year-on-year change (%)
Total population ('000)	32,385.0	32,022.6	1.1
Male	16,721.6	16,542.7	1.1
Female	15,663.4	15,479.8	1.2
Live births ('000)	125.3	129.4	-3.2
Male	64.6	66.7	-3.1
Female	60.7	62.7	-3.2
Deaths ('000)	41.1	41.7	-1.4
Male	23.5	23.8	-1.3
Female	17.6	17.8	-1.1

Chart 1: Demographic statistics second quarter (Q2) 2018, Malaysia



Live Births and Deaths

Table 2: Number and percentage change of live births and deaths

Indicator		2016	2017 ^P				2018 ^P			
			April	May	June	April - June	April	May	June	April - June
Live births	Number ('000)	508.2	42.8	42.3	44.2	129.4	41.3	42.1	41.8	125.3
	Year-on-year change (%)	-2.5	0.2	-2.4	1.3	-0.3	-3.5	-0.5	-5.5	-3.2
Deaths	Number ('000)	162.2	13.3	14.1	14.3	41.7	13.8	13.9	13.4	41.1
	Year-on-year change (%)	4.1	-2.3	5.4	8.6	3.8	3.8	-1.4	-6.2	-1.4

Chart 2: Demographic statistics by state, second quarter (Q2) 2018^a, Malaysia

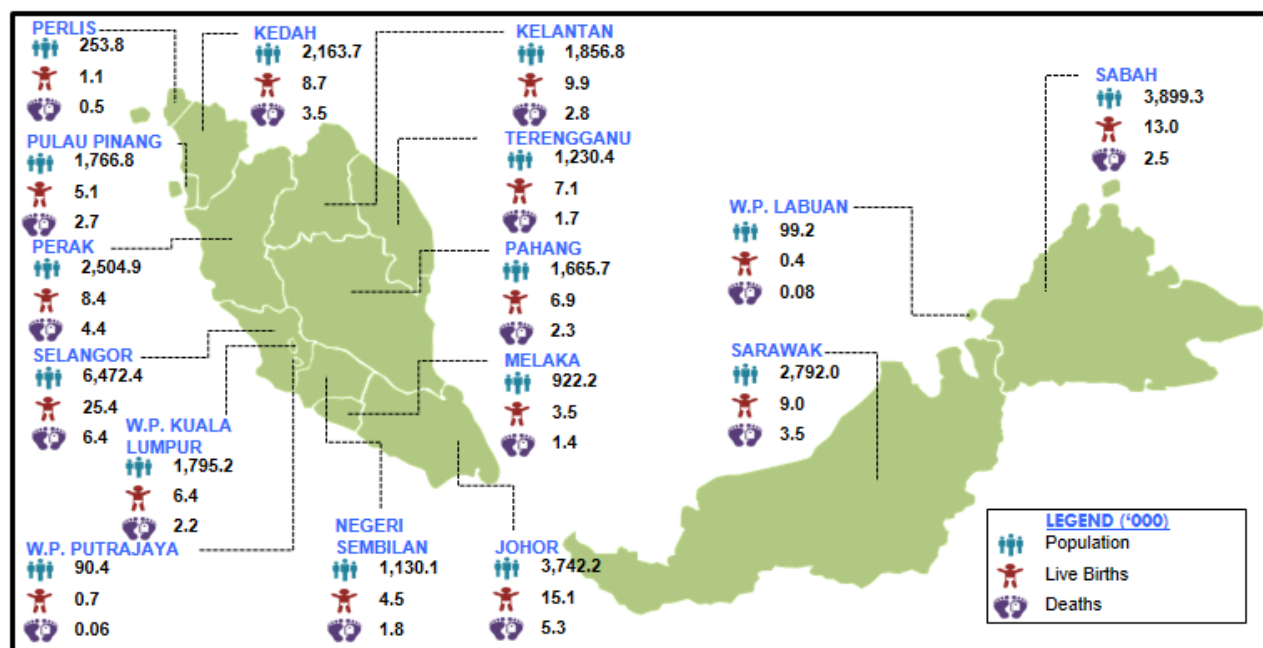


Chart 3: Number of live births and deaths by quarter, 2010–2018, Malaysia

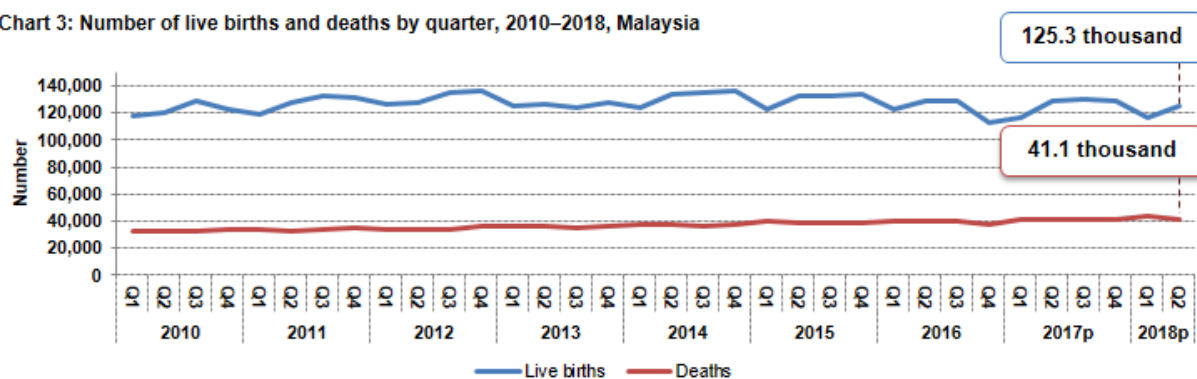
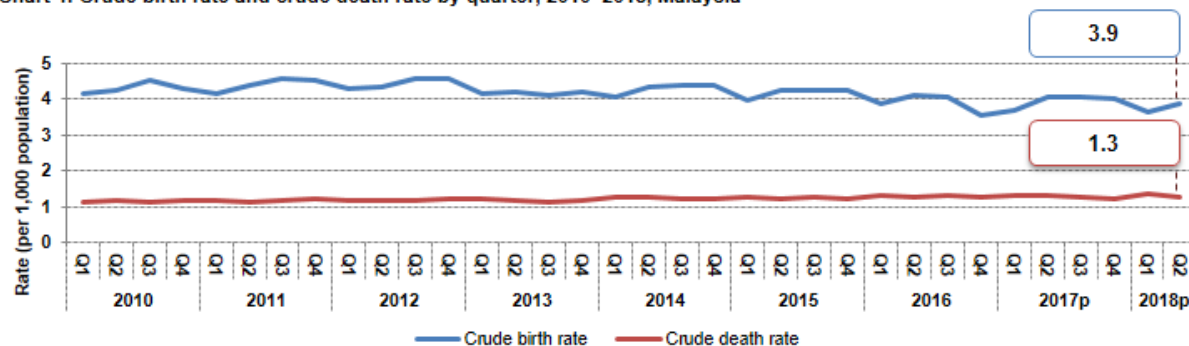


Chart 4: Crude birth rate and crude death rate by quarter, 2010–2018, Malaysia



Notes:

- ^a Preliminary.
- ^b The number of live births and deaths refer to preliminary figure. Total population of 2017 refers to final figure and 2018 refers to estimate figure.
- The total population of Q1 2017 – Q2 2018 is revised figure based on population data, 2017 (final) and 2018 (estimate) distributed on July 31, 2018.
- Births and deaths statistics 2018 do not include late registrations.
- Quarterly period: Q1=January–March; Q2=April–June; Q3=July–September; Q4=October–December.
- Births and deaths statistics 2017 will be finalised after 31st October 2018 through the publication of Vital Statistics, Malaysia, 2018.
- The difference is due to rounding.

- ✓ Live births refers to births with signs of life during delivery although for a very short period
- ✓ Deaths refers to disappearance of all evidence of life at any time after live birth has taken place

Released By:

DATO' SRI DR. MOHD UZIR MAHIDIN
CHIEF STATISTICIAN MALAYSIA
DEPARTMENT OF STATISTICS, MALAYSIA

 **DrUzir_Mahidin**   **Dr_Uzir**

#myHariBulan# #myBulan# #myTahun#

Contact person:

Ho Mei Kei
Public Relation Officer
Strategic Communication and International Division
Department of Statistics, Malaysia
Tel : +603-8885 7942
Fax : +603-8888 9248
Email : mkho[at]dosm.gov.my

Contact person:

Baharudin Mohamad
Public Relation Officer
Strategic Communication and International Division
Department of Statistics Malaysia
Tel : +603-8090 4681
Fax : +603-8888 9248
Email : baharudin[at]dosm.gov.my

Copyright ©2025 Department of Statistics Malaysia Official Portal. All Rights Reserved.