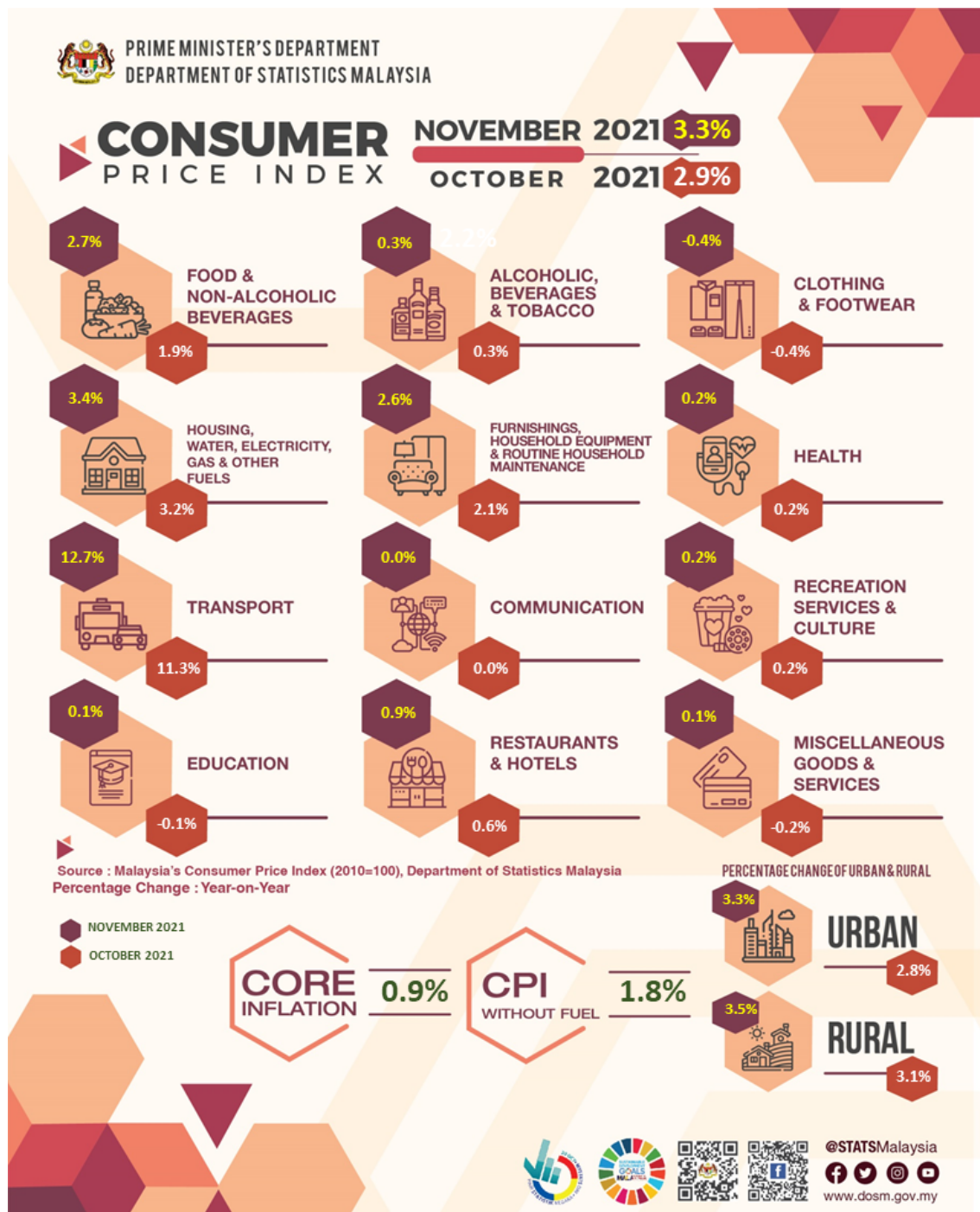




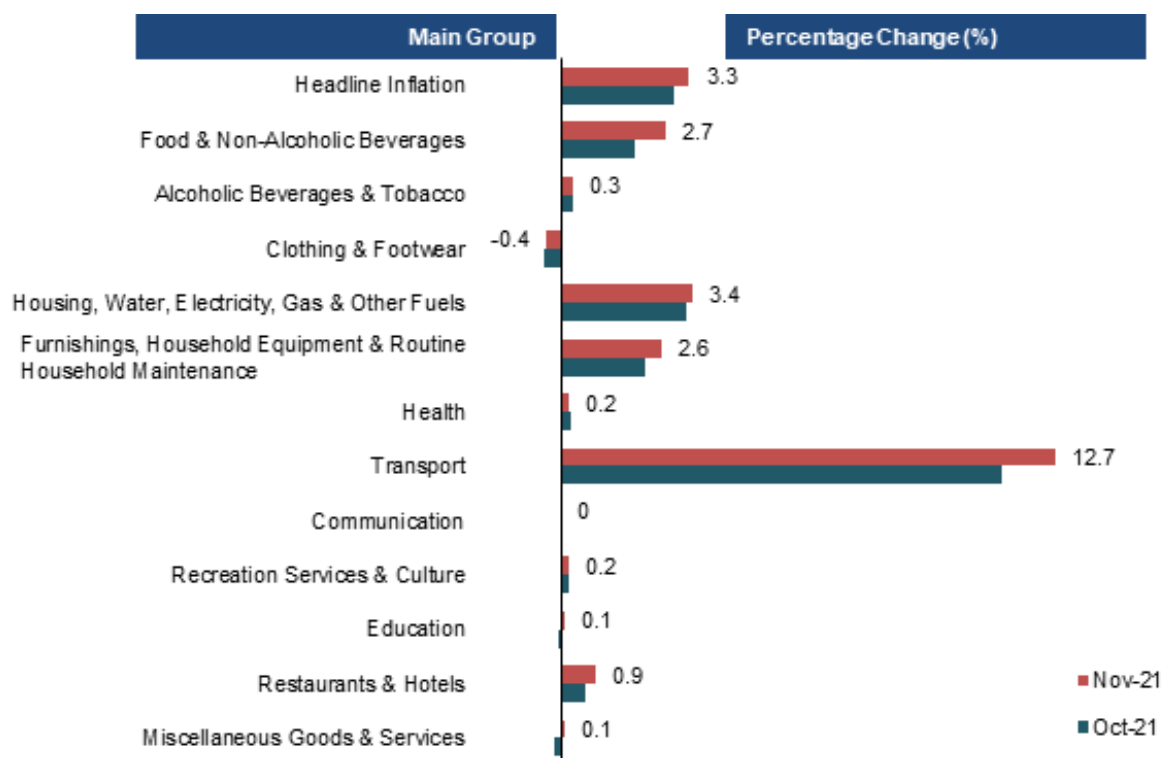
CONSUMER PRICE INDEX MALAYSIA NOVEMBER 2021



Inflation continued to be higher in November 2021

In November 2021, the inflation showed an increase of 3.3 per cent and surpassed the long-term average headline inflation of 1.6 per cent. The overall increase was driven by the increases in indices of five main groups namely Transport (12.7%); Housing, Water, Electricity, Gas & Other Fuels (3.4%); Food & Non-Alcoholic Beverages (2.7%); Furnishings, Household Equipment & Routine Household Maintenance (2.6%) and Restaurants & Hotel (0.9%).

Chart 1: Inflation by Main Group, November 2021



Inflation without Fuel

Inflation without fuel rose 1.8 percent in November 2021 to 114.6 from 112.6 in the same month of the preceding year. Inflation without fuel covers all goods and services except unleaded petrol RON95, unleaded petrol RON97 and diesel.

Core Inflation

Core inflation measures changes in the prices of all goods and services, excluding volatile items of fresh food as well as goods controlled by the government. Core inflation registered an increase of 0.9 per cent in November 2021 as compared to the same month of the previous year. The higher increase was recorded by the Furnishings, Household Equipment & Routine Household Maintenance group with 2.6 per cent.

In addition, the Food & Non-Alcoholic Beverages group also recorded an increase of 1.6 per cent, followed by Transport (1.4%); Restaurants & Hotels (0.9%) and Housing, Water, Electricity, Gas & Other Fuels (0.8%).

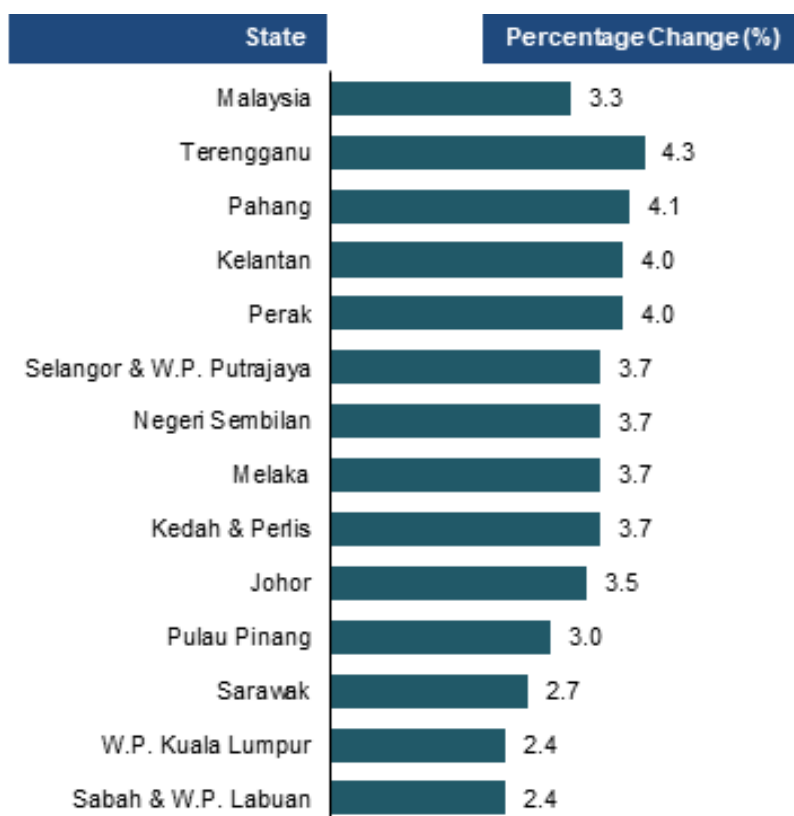
Inflation by State

In November 2021, the inflation for all states was in a positive range with nine states showed an increase above the national inflation level of 3.3 percent. The highest increase was recorded by Terengganu (4.3%) while Sarawak (2.7%), Sabah & Wilayah Persekutuan Labuan (2.4%) and Wilayah Persekutuan Kuala

Lumpur (2.4%) were the three states with the lowest CPI increase.

All states registered an increase in the inflation of Food & Non-Alcoholic Beverages. The highest increase was recorded by Selangor & Wilayah Persekutuan Putrajaya (3.6%) followed by Pahang (3.5%), Terengganu (3.0%), Perak (3.0%), Negeri Sembilan (2.9%), Johor (2.8%), Kelantan (2.7%) and Melaka (2.7%). Meanwhile, other states showed an increase below the national inflation of Food & Non-Alcoholic Beverages rate of 2.7 per cent in November 2021. The increase was due to higher prices of chicken and most vegetables in November 2021 as compared to the same month of the last year.

Chart 2: Inflation by State, November 2021



The full publication of the Consumer Price Index Malaysia, November 2021 can be downloaded from [eStatistik](#) portal.

Released By:

DATO' SRI DR. MOHD UZIR MAHIDIN
CHIEF STATISTICIAN MALAYSIA
DEPARTMENT OF STATISTICS, MALAYSIA

[DrUzir_Mahidin](#) [Dr_Uzir](#)

#myHariBulan# #myBulan# #myTahun#

Contact person:

Mohd Yusrizal bin Ab. Razak

Public Relation Officer
Strategic Communication and International Division
Department of Statistics, Malaysia
Tel : +603-8885 7942
Fax : +603-8888 9248
E-mail : yusrizal.razak[at]dosm.gov.my

Contact person:

Baharudin Mohamad
Public Relation Officer
Strategic Communication and International Division
Department of Statistics Malaysia
Tel : +603-8090 4681
Fax : +603-8888 9248
Email : baharudin[at]dosm.gov.my

Copyright ©2025 Department of Statistics Malaysia Official Portal. All Rights Reserved.