




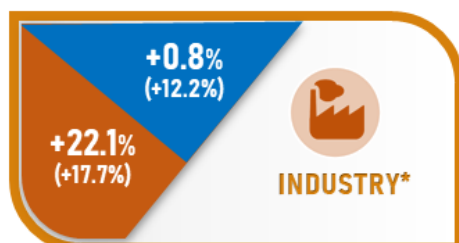
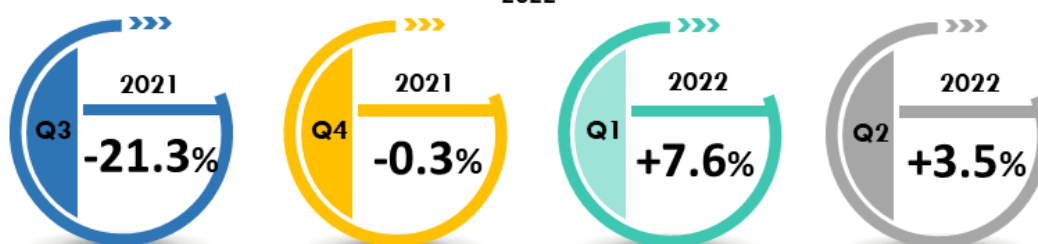


## BUSINESS TENDENCY STATISTICS SECOND QUARTER 2022



### BUSINESS TENDENCY STATISTICS

Businesses stay cautious, confidence indicator recorded +3.5 per cent for the second quarter, 2022



\* Agriculture, Mining, Manufacturing and Electricity & Water

\*\* Accommodations, Transportation & Storage, Communication, Finance, Insurance, Real Estate, Information Technology & Communication, Food & Beverage, Administrative & Support Services, Professional, Health, Education and Other Services

Source: Economic Indicators, Department of Statistics Malaysia (DOSM)  
Business Tendency Statistics, Second Quarter 2022

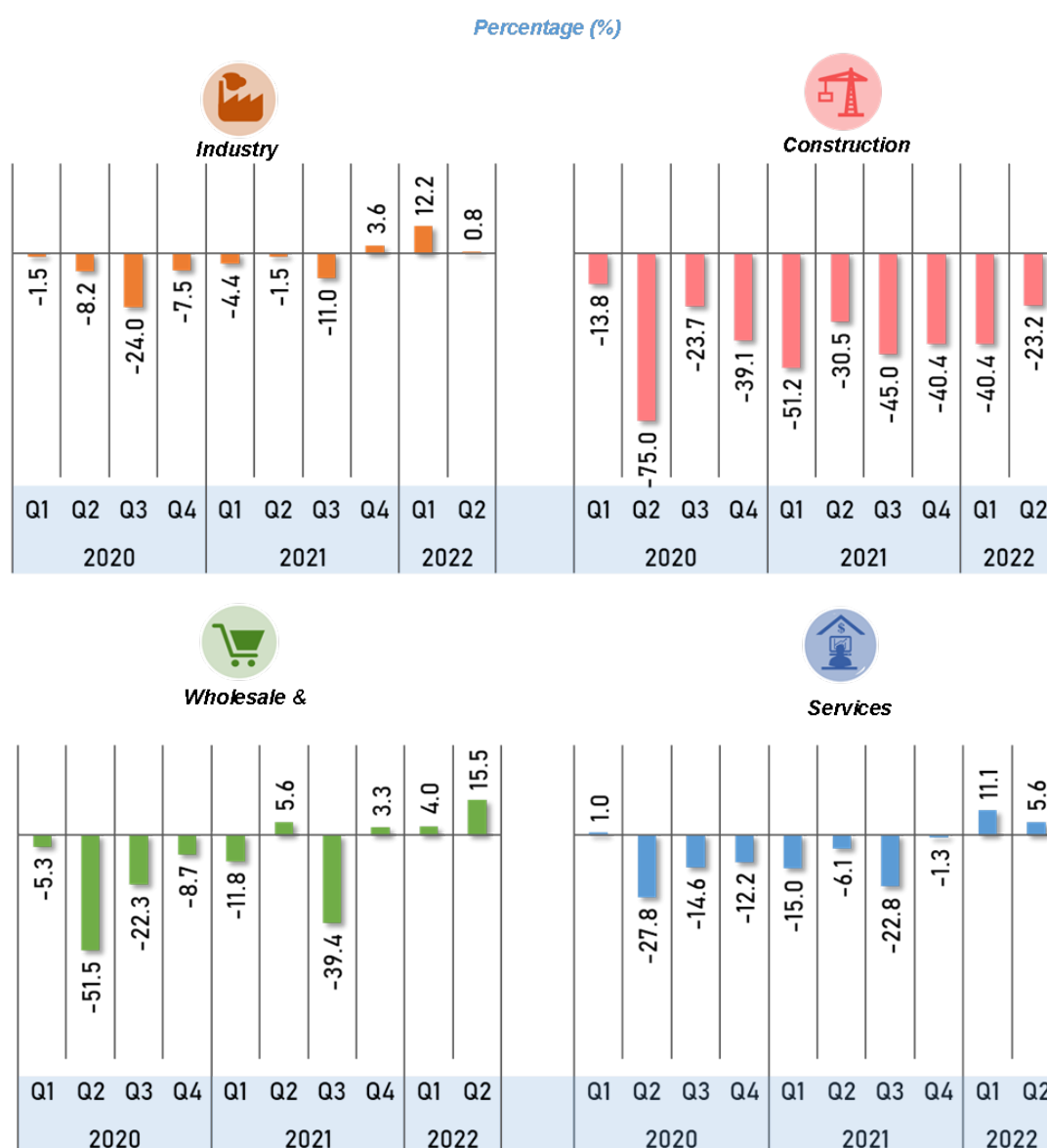
## FORECAST OF BUSINESS PERFORMANCE FOR THE SECOND QUARTER 2022

Businesses remain positive on business prospects for the second quarter of 2022 albeit at a slower pace by confidence indicator registering +3.5 per cent compared to +7.6 per cent in the last quarter .

All sectors except for Construction sector anticipate better business condition in the second quarter of 2022. Wholesale & Retail Trade sector is the most optimistic towards its business outlook. Confidence indicator for Wholesale & Retail Trade increase for three quarters in a row, with +15.5 per cent in the second quarter of 2022 from +4.0 per cent in the preceding quarter. Brighter sentiment in both subsectors namely Wholesale Trade subsector as well as Retail Trade subsector has led to this improvement. Meanwhile, Services sector predicts business situation to improve at a moderate rate with confidence indicator +5.6 per cent compared to +11.1 per cent in the last quarter. Concurrently, Industry sector expects their business performance to grow at a slower pace in the second quarter of 2022 with +0.8 per cent. The Agriculture and Mining subsectors in particular anticipate unfavourable business condition in the reference quarter.

On the other hand, confidence indicator for Construction sector posted better negative in the second quarter of 2022 with -23.2 per cent as against -40.4 per cent in the first quarter of 2022.

**Exhibit I: Quarterly Confidence Indicator by Sector, Malaysia, 2020-2022**



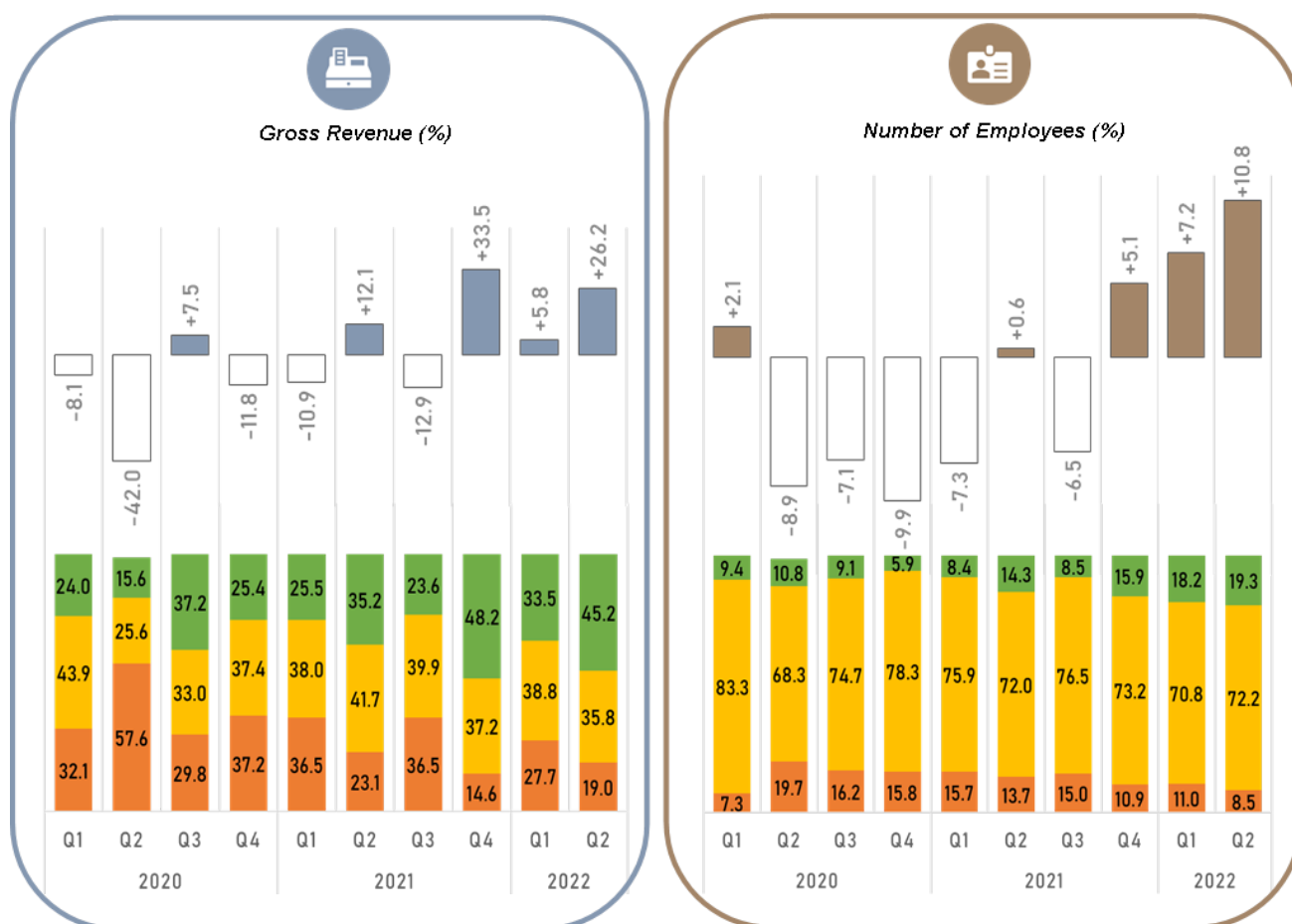


## Expectations of Gross Revenue and Number of Employees

In terms of gross revenue, 45.2 per cent of respondents predict their gross revenue to increase in the second quarter of 2022 while 19.0 per cent expect reduction which further leads to a net balance of +26.2 per cent. Simultaneously, 35.8 per cent of respondents anticipate their gross revenue to stagnant.

In the same quarter, 72.2 per cent of the businesses expect their manpower to remain the same despite the net balance of +10.8 per cent. Correspondingly, 19.3 per cent of businesses intend to hire more manpower, whilst 8.5 per cent plan to reduce their manpower in the second quarter of 2022.

**Exhibit II: Expected of Net Balance Gross Revenue and Number of Employees, 2020-2022**



**Net Balance**

■ **Higher**

■ **Same**

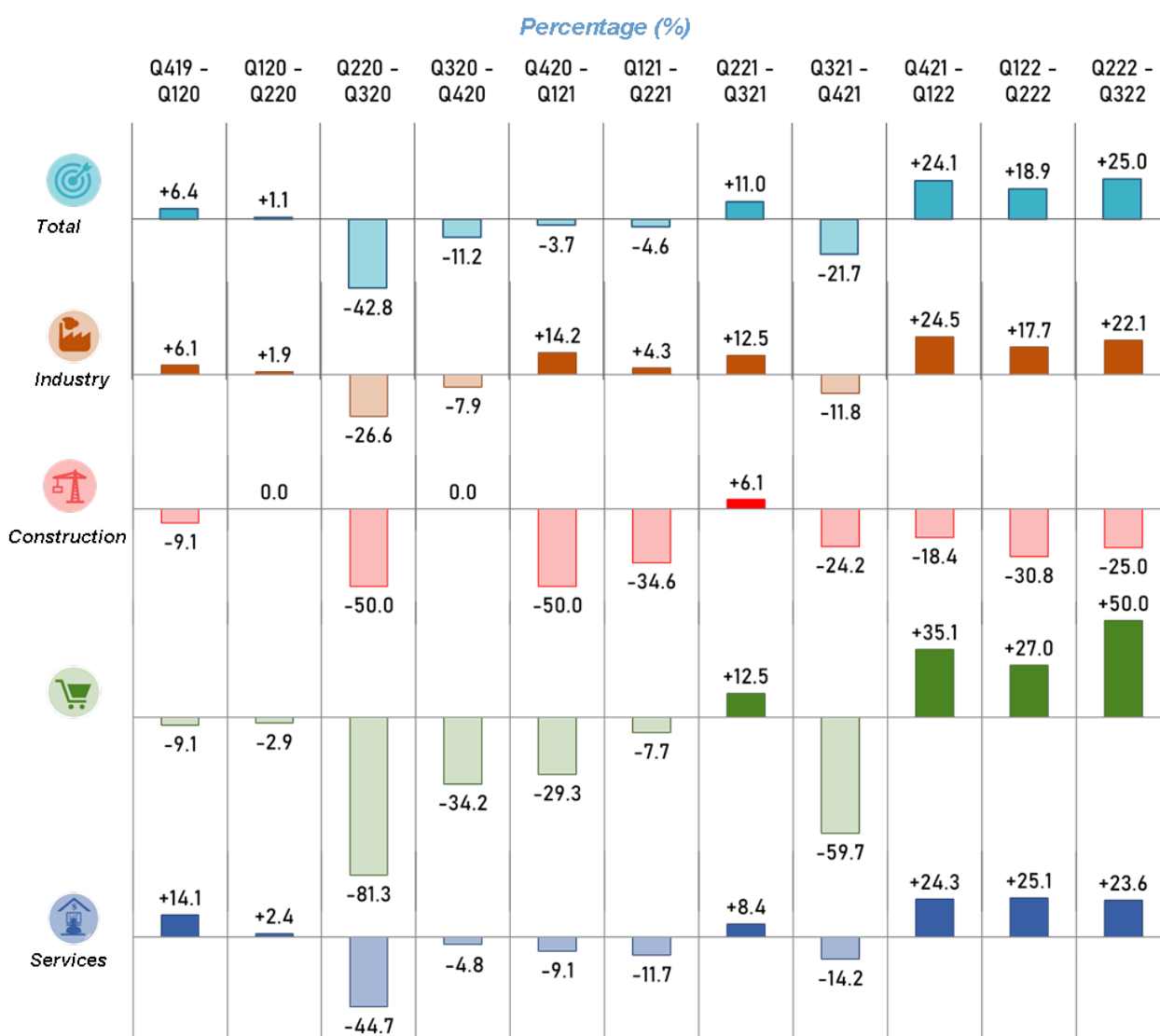
■ **Lower**

## EXPECTATIONS OF BUSINESS PERFORMANCE IN APRIL TO SEPTEMBER 2022

In the next six months for the period of April to September 2022, businesses remain optimistic on their business outlook with a net balance of +25.0 per cent, slightly increase against +18.9 per cent recorded previously. Better sentiments of Wholesale & Retail Trade, Industry and Services sectors attributed to this positive insight. The Wholesale & Retail Trade sector anticipates favourable business outlook in the forthcoming six months with a net balance of +50.0 per cent as against +27.0 per cent for the first half of 2022. At the same time, Industry sector expects better business situation with a net balance of +22.1 per cent from +17.7 per cent recorded previously. Services sector also foresees positive business situation with a net balance of +23.6 per cent, remaining at positive trajectory

In contrast, Construction sector is likely to remain in the pessimist trajectory for the term of April to September 2022 with an improved net balance to -25.0 per cent as against -30.8 per cent.

**Exhibit III: Net Balance of Business Performance Expectation for Upcoming Six Month by Sector, Malaysia, 2019-2022**



The full publication of the Business Tendency Statistics Second Quarter 2022 can be downloaded through [eStatistik](#) portal.



**Released by:**

**THE OFFICE OF CHIEF STATISTICIAN MALAYSIA**

**DEPARTMENT OF STATISTICS, MALAYSIA**

**#myHariBulan# #myBulan# #myTahun#**

**Contact person:**

Mohd Yusrizal Ab Razak

Public Relation Officer

Strategic Communication and International Division

Department of Statistics, Malaysia

**Tel :** +603-8885 7942

**Fax :** +603-8888 9248

**Email :** yusrizal.razak[at]dosm.gov.my

**Contact person:**

Baharudin Mohamad

Public Relation Officer

Strategic Communication and International Division

Department of Statistics Malaysia

**Tel :** +603-8090 4681

**Fax :** +603-8888 9248

**Email :** baharudin[at]dosm.gov.my

**Copyright ©2025 Department of Statistics Malaysia Official Portal. All Rights Reserved.**