



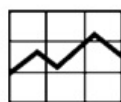
BUSINESS TENDENCY STATISTICS FIRST QUARTER 2018



Department of Statistics, Malaysia
<https://www.dosm.gov.my>



@StatsMalaysia



Q1 2018

Business Tendency Statistics

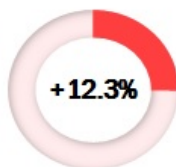
First Quarter, 2018

Positive prospect of business performance for all sectors in the first quarter 2018

Business Performance Expectation

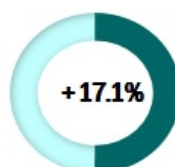
Jan-Mar 2018

Business performance in first quarter of 2018 is expected to **increase**.



Jan-June 2018

Business expectation for upcoming six months are expected to **improve**.



4

Main Sector

		Jan-Mar 2018 (Confidence Indicator)	Jan-June 2018 (Net Balance)
Industry Agriculture, Mining, Manufacturing and Electric & Water		+11.9%	+15.4%
Construction Construction		+1.1%	+17.4%
Wholesale & retail trade Wholesale trade and Retail trade		0.0%	+7.5%
Services Hotel, Transport, Communications, Finance, Insurance, Real estate and Information & communications technology		+20.6%	+25.0%

Source: Business Tendency Statistics, First Quarter, 2018

FORECAST OF BUSINESS PERFORMANCE FOR THE FIRST QUARTER 2018

The business performance in the first quarter of 2018 is expected to increase with confidence indicator +12.3 per cent contributed by industry (+11.9%), construction (+1.1%) and services (+20.6%).

Chart I: Quarterly Confidence Indicator by Sectors, Malaysia, 2016-2018



FORECAST OF GROSS REVENUE AND NUMBER OF EMPLOYEES

The gross revenue in the first quarter of 2018 is expected to increase with a net balance of +18.1 per cent which 30.4 per cent of establishments expected an increase while 12.3 per cent of establishments foresee a decrease.

In terms of number of employees, 25.2 per cent of establishments predict an increase while, 13.2 per cent of establishments predict a decrease in the first quarter of 2018 which led to a net balance of +12.0 per cent.

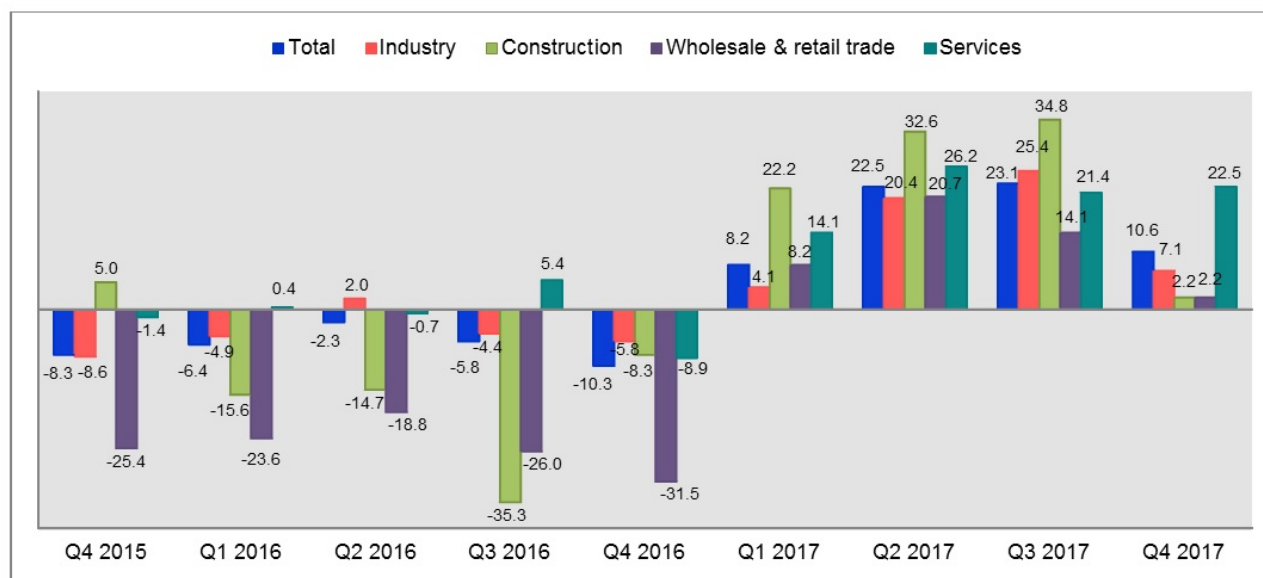
Table 1: Expected of Net Balance Gross Revenue and Number of Employees, 2015-2018

Period		Gross Revenue (%)				Number of Employees (%)			
		Up	Same	Down	Net Balance	Up	Same	Down	Net Balance
2015	Q4	29.5	45.5	25.0	4.5	15.9	72.2	11.9	4.0
2016	Q1	29.9	39.6	30.5	-0.7	17.5	72.1	10.4	7.1
	Q2	33.3	44.9	21.9	11.4	16.0	72.2	11.8	4.2
	Q3	31.7	48.2	20.1	11.6	24.0	66.8	9.1	14.9
	Q4	29.0	49.3	21.7	7.3	21.9	68.0	10.1	11.8
2017	Q1	24.0	44.8	31.2	-7.2	16.3	70.0	13.7	2.7
	Q2	35.1	45.9	19.0	16.1	20.3	72.0	7.7	12.6
	Q3	33.9	53.7	12.4	21.5	25.6	70.4	4.0	21.6
	Q4	42.4	49.5	8.1	34.2	28.2	64.7	7.1	21.2
2018	Q1	30.4	57.3	12.3	18.1	25.2	61.6	13.2	12.0

CURRENT SITUATION OF BUSINESS PERFORMANCE IN THE FOURTH QUARTER 2017

The current situation of business performance in the fourth quarter 2017 still positive with an overall net balance +10.6 per cent. The increase was contributed by industry (+7.1%), construction (+2.2%), wholesale & retail trade (+2.2%) and services (+22.5%).

Chart II: Net Balance of Current Situation for Business Performance by Sectors, Malaysia, 2015-2017



GROSS REVENUE AND NUMBER OF EMPLOYEES

The gross revenue for fourth quarter of 2017 increased with a net balance of +22.1 per cent whereby 34.3 per cent establishments reported an increase while, 12.2 per cent of establishments reported a decline.

In terms of number of employees, 25.6 per cent of establishments indicated an increase in employment while, 14.8 per cent of establishments reported a decrease. Overall, a net balance of +10.8 per cent for the number of employees were recorded in the fourth quarter of 2017 as compared to +18.0 per cent in the previous quarter.

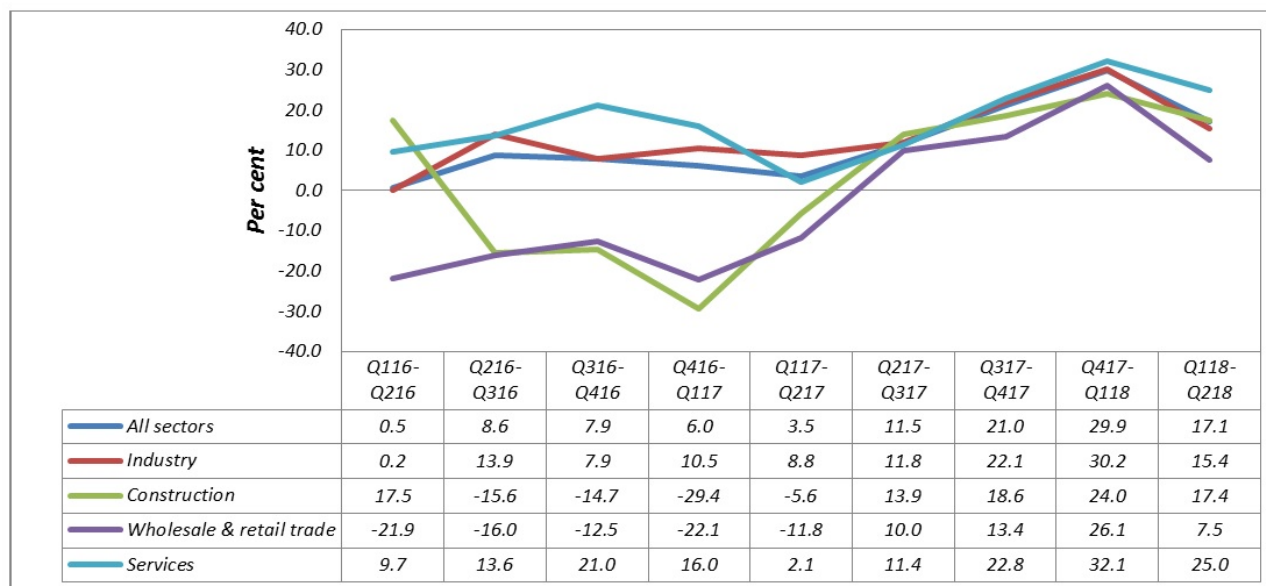
Table 2: Net Balance of Current Situation for Gross Revenue and Number of Employees, 2015-2017

Period		Gross Revenue (%)				Number of Employees (%)			
		Up	Same	Down	Net Balance	Up	Same	Down	Net Balance
2015	Q3	29.6	37.2	33.2	3.6	17.4	63.7	18.9	-1.4
	Q4	32.4	36.7	30.9	1.5	19.1	63.9	17.0	2.0
2016	Q1	20.9	36.5	42.6	-21.7	19.4	61.6	19.0	0.3
	Q2	32.3	40.3	27.5	4.8	18.2	65.2	16.6	1.6
	Q3	28.4	39.7	31.9	-3.5	18.9	59.9	21.2	-2.3
	Q4	31.8	33.0	35.2	-3.4	17.6	60.5	21.9	-4.3
2017	Q1	40.8	36.6	22.6	18.2	23.0	64.7	12.3	10.7
	Q2	47.9	36.2	15.9	32.0	27.3	63.4	9.3	17.9
	Q3	43.8	46.4	9.8	33.0	29.2	59.6	11.2	18.0
	Q4	34.3	53.5	12.2	22.1	25.6	59.6	14.8	10.8

EXPECTATIONS OF BUSINESS PERFORMANCE JANUARY-JUNE 2018

The business performance in January to June 2018 is expected to increase with a net balance of +17.1 per cent. All sectors namely industry, construction, wholesale & retail trade and services are expected to increase with the net balance of +15.4 per cent, +17.4 per cent, +7.5 per cent and +25.0 per cent respectively.

Chart III: Net Balance of Business Performance Expectation for Upcoming Six Month by Sector, Malaysia, 2016-2018



DATO' SRI DR. MOHD UZIR MAHIDIN
CHIEF STATISTICIAN MALAYSIA
DEPARTMENT OF STATISTICS, MALAYSIA

28 February 2018

Contact person:

Ho Mei Kei
Public Relation Officer
Corporate and User Services Division
Department of Statistics, Malaysia
Tel : +603-8885 7942
Fax : +603-8888 9248
Email : mkho[at]stats.gov.my

Contact person:

Baharudin Mohamad
Public Relation Officer
Strategic Communication and International Division
Department of Statistics Malaysia
Tel : +603-8090 4681
Fax : +603-8888 9248
Email : baharudin[at]dosm.gov.my

Copyright ©2026 Department of Statistics Malaysia Official Portal. All Rights Reserved.