



MONTHLY MANUFACTURING STATISTICS MALAYSIA, OCTOBER 2015

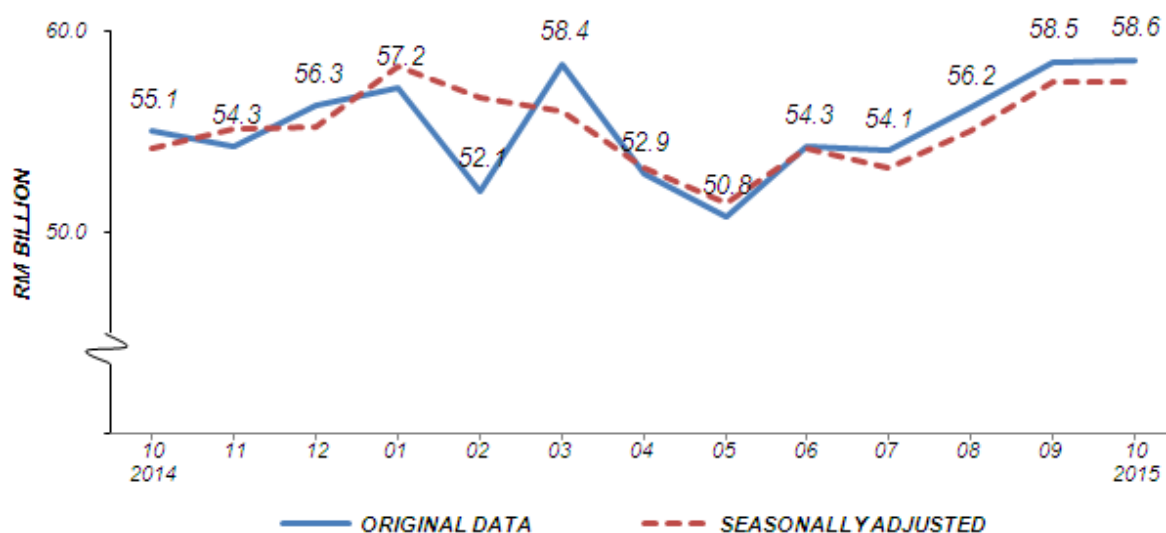
PERFORMANCE IN OCTOBER 2015

1. SALES VALUE

The sales value of the Manufacturing sector in October 2015 increased by 6.5% (RM3.5 billion) to record RM58.6 billion as compared to RM55.1 billion reported a year ago (Chart 1). Meanwhile, month-on-month basis, the sales value increased by 0.3% (RM0.1 billion) compared with the preceding month. The sales value in September 2015 remain unchanged.

On a seasonally adjusted month-on-month, the sales value in October 2015 decreased by 0.01%. Year-on-year, the increase in sales value in October 2015 was due to the increase in 73 of 138 industries surveyed. Table A shows the five (5) main industries that recorded increase in sales value on yearly basis.

Chart 1 : Sales Value of the Manufacturing Sector



**Table A : Sales value of manufacturing industries
(percentage change from corresponding month of preceding year)**

Industries	Sales Value		Increase	
	October, 2014	October, 2015	RM (Million)	%
Manufacture of electrical capacitors, resistors, printed circuit boards and display components	2,673.7	4,284.0	1,610.3	60.2
Manufacture of diodes, transistors, similar semiconductor devices and electronic integrated circuits micro assemblies	4,977.1	6,280.8	1,303.7	26.2
Manufacture of consumer electronics	2,724.5	3,842.7	1,118.2	41.0
Manufacture of passenger cars	1,871.3	2,254.4	383.1	20.5
Manufacture of computers and peripheral equipment	2,481.9	2,819.8	337.9	13.6

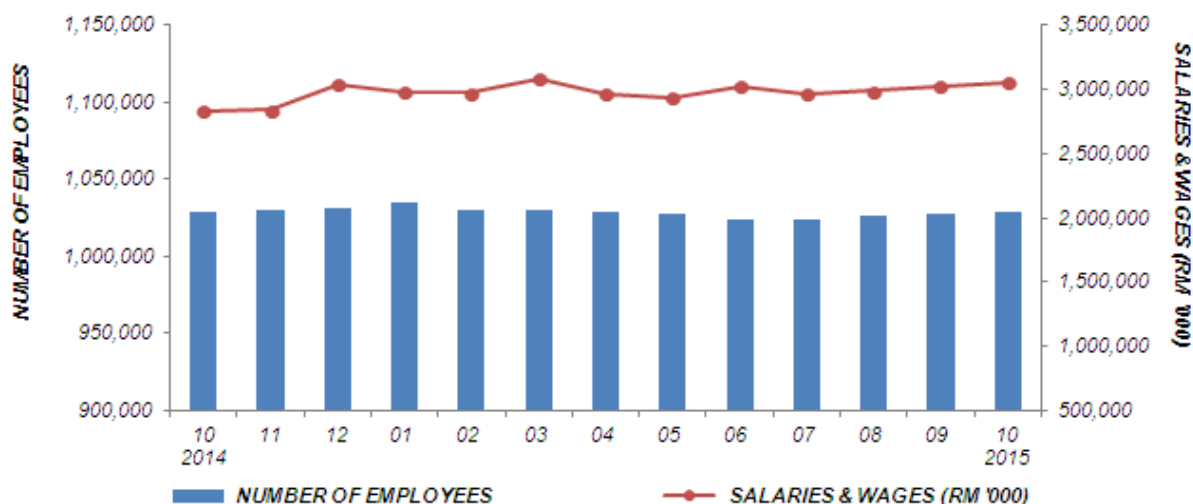
2. NUMBER OF EMPLOYEES

Total employees engaged in the Manufacturing sector in October 2015 was 1,028,147 persons, a decrease of 0.1% or 844 persons as compared to 1,028,991 persons in October 2014 (Chart 2). Meanwhile, month-on-month basis, the number of employees increased by 0.1% as compared to 1,027,154 persons in the preceding month.

3. SALARIES & WAGES

Year-on-year basis, salaries & wages paid in October 2015 increased by 7.7% (RM219.4 million) as compared with the corresponding month of the previous year. Meanwhile, month-on-month basis, the total amount paid in October 2015, increased by 1.0% (RM29.4 million) to register RM3,055.4 million.

Chart 2 : Number of Employees and Salaries & Wages in Manufacturing Sector

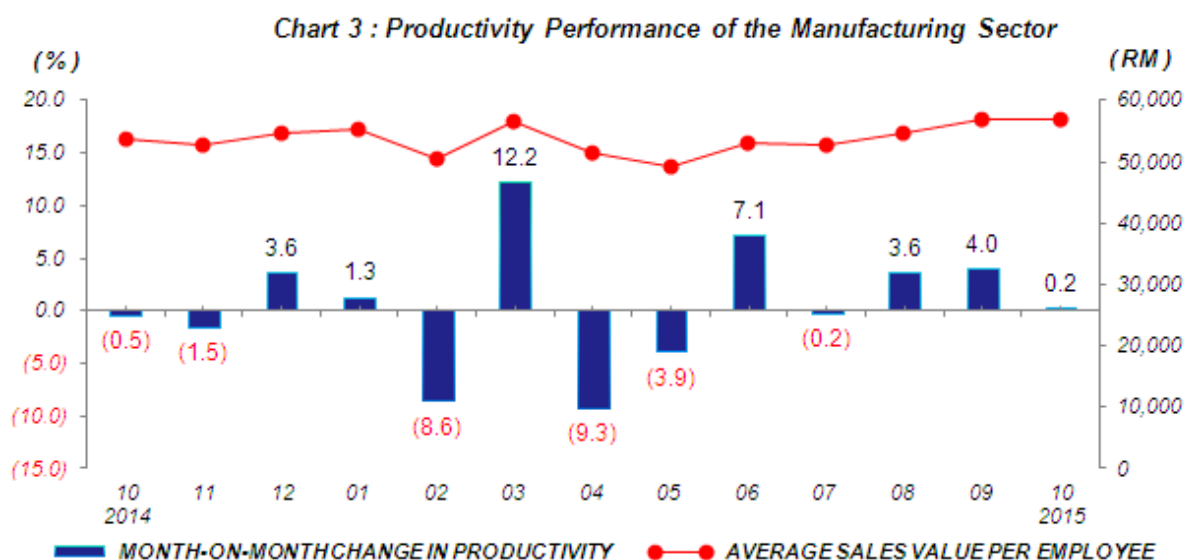


4. AVERAGE SALARIES & WAGES PER EMPLOYEE

The average salaries & wages paid per employee increased by 7.8% in October 2015 as compared to the same month in 2014. Meanwhile, average salaries & wages paid per employee registered RM2,972 in October 2015, an increase of 0.9% compared to previous month.

5. PRODUCTIVITY

Productivity or average sales value per employee in October 2015 increased by 6.5% as compared with the same month of the previous year. Meanwhile, productivity in October 2015 increased by 0.2% month-on-month to register RM57,039 (Chart 3).



6. PERFORMANCE IN THE PERIOD JANUARY - OCTOBER 2015

During January - October 2015, the sales value of the Manufacturing sector increased 1.3% to register RM553.2 billion. The number of employees engaged during the period, decreased by 0.1% to register 1,028,147 persons.

Cumulatively, productivity increased by 1.4% to record RM538,010 as shown in Table B.

Table B: Sales Value, Number of Employees and Salaries & Wages, January - October 2015

Monthly Manufacturing Statistics	January - October		
	2014	2015	% Change
Sales Value (RM million)	545,844.1	553,152.9	1.3
Number of Employees	1,028,991	1,028,147	-0.1
Salaries & Wages (RM million)	28,458.7	30,012.8	5.5
Productivity (RM)	530,465	538,010	1.4

*** Notes:**

Data for October 2015 is **provisional**. The data will be updated based on the latest available figures and subsequently published in the November 2015 publication.

**THE OFFICE OF CHIEF STATISTICIAN MALAYSIA
DEPARTMENT OF STATISTICS MALAYSIA
10 DECEMBER 2015**

Contact person:

Ho Mei Kei
Public Relation Officer
Corporate and User Services Division
Department of Statistics, Malaysia
Tel : +603-8885 7942
Fax : +603-8888 9248
Email : mkho@stats.gov.my

Contact person:

Baharudin Mohamad
Public Relation Officer
Strategic Communication and International Division
Department of Statistics Malaysia
Tel : +603-8090 4681
Fax : +603-8888 9248
Email : baharudin[at]dosm.gov.my

Copyright ©2025 Department of Statistics Malaysia Official Portal. All Rights Reserved.