

Embargo: Only to be published or disseminated at 1200 hour, Friday, December 12th 2025



MEDIA STATEMENT

**MINISTRY OF ECONOMY
DEPARTMENT OF STATISTICS MALAYSIA**

Block C6 & C7, Complex C,
Federal Government Administrative Centre, Precinct 1,
62514 Federal Territory of Putrajaya
Telephone : 03 - 8090 4681

INDEX OF INDUSTRIAL PRODUCTION MALAYSIA OCTOBER 2025

***The Industrial Production Index up 6.0 per cent in October 2025,
sustaining a positive momentum in all sectors***

PUTRAJAYA, DECEMBER 12, 2025 – *The Industrial Production Index up 6.0 per cent year-on-year in October 2025, sustaining positive momentum in all sectors. The Department of Statistics, Malaysia (DOSM) reported today in the release of the **Industrial Production Index (IPI), Malaysia, October 2025**. This publication presents IPI statistics, consisting of three sectors namely Mining, Manufacturing and Electricity.*

Commenting on the report, Dato' Sri Dr. Mohd Uzir Mahidin, the Chief Statistician said, "The Industrial Production Index (IPI) climbed by 6.0 per cent in October 2025, following a growth of 5.7 per cent in the preceding month. The output growth in the Manufacturing led the way, with an increase of 6.5 per cent (September 2025: 5.0%) coupled with the rise by 5.8 per cent in the production of the Mining sector (September 2025: 10.2%). Moreover, the Electricity sector grew by 1.2 per cent (September 2025: 2.8%). In comparison to the previous month, the IPI turnaround to 2.1 per cent as against negative 0.02 per cent recorded in September 2025."

The Chief Statistician further commented, "The production of Manufacturing sector in October 2025 was primarily spurred by growth in export-oriented industries at 7.2 per cent, compared to 4.8 per cent registered in the previous month. This increase was predominantly observed in the Manufacture of computer, electronics & optical products

which accelerated at a faster pace of 14.2 per cent; and followed by the Manufacture of vegetable & animal oils & fats sub-sector which strengthened further by 12.9 per cent. The performance of the export-oriented industries was in tandem with a 9.2 per cent growth in the country's manufactured goods exports in October 2025. On a month-on-month comparison, the export-oriented industries rose by 0.9 per cent as compared to 0.8 per cent recorded in September 2025.

Additionally, the domestic-oriented industries grew modestly by 4.9 per cent as opposed to the increase of 5.3 per cent registered in September 2025. The sustained growth was particularly induced by the stable momentum recorded in Manufacture of food processing products; and Manufacture of fabricated metal products, except machinery & equipment which registered increases of 8.7 per cent and 7.1 per cent, respectively. In comparison with the preceding month, the domestic oriented industries decreased by 1.2 per cent as against a positive 1.5 per cent registered in the previous month."

Dato' Sri Dr. Mohd Uzir Mahidin also added, "The production of Mining sector in October 2025 increased by 5.8 per cent, contributed by the positive growth in both components where Crude Oil & Condensate index increased by 8.8 per cent and followed by the Natural Gas index rose by 3.9 per cent. As compared to the previous month, the Mining index rebounded to 10.1 per cent, compared to negative 2.9 per cent recorded in September 2025. Meanwhile, Electricity generation grew by 1.2 per cent year-on-year in October 2025. On a month-on-month comparison, the Electricity index up to 3.8 per cent (September 2025: -4.4%)."

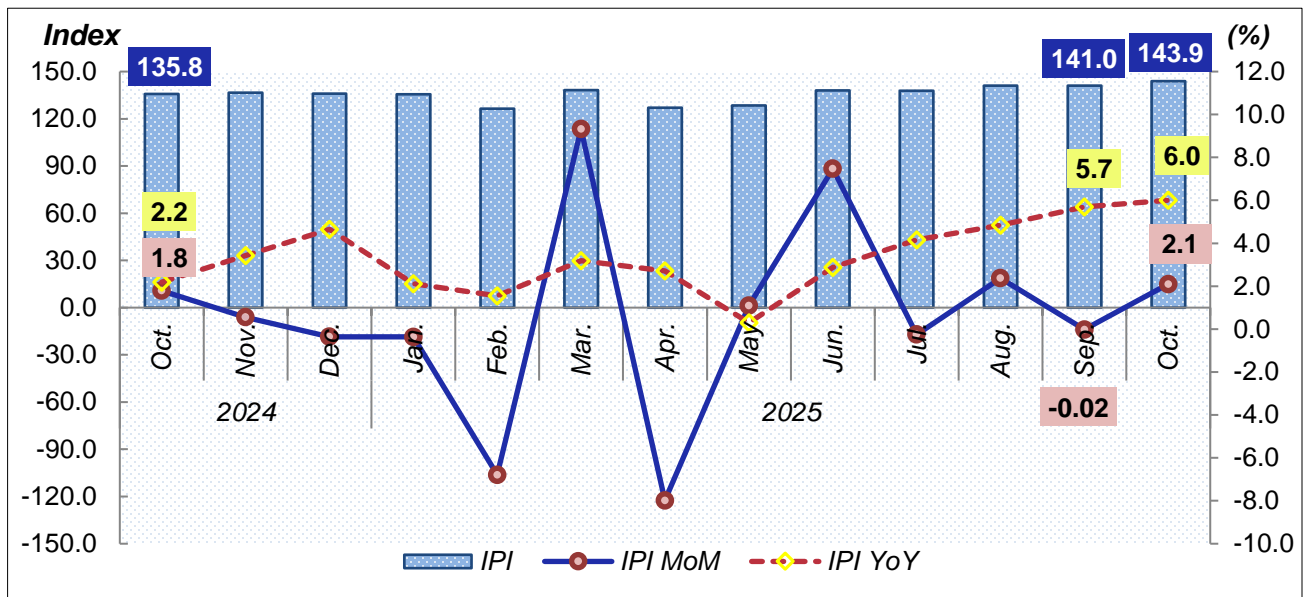
Looking at the performance of several countries, the IPI was increased in Singapore (29.1%) and Vietnam (10.9%). In the meantime, China (4.9%), Japan (1.5%) and Taiwan (14.5%) registered a slower positive growth in October 2025. Conversely, only Thailand (-0.1%) and South Korea (-8.1%) experienced a decline growth during this month.

Concluding his statement on the IPI performance for the first ten months of 2025, the Chief Statistician said, "The IPI grew at a slower rate of 3.4 per cent as compared to the same period of the previous year (January - October 2024: 3.7%), influenced by the Manufacturing index (4.3%), followed by the Mining index and Electricity index recorded a growth of 0.8 per cent and 0.2 per cent, respectively."

Malaysia has, for the first time, successfully secured the top position globally in the biennial Open Data Inventory (ODIN) 2024/25 report released by Open Data Watch (ODW), surpassing 197 other countries. This achievement marks a significant leap from its 67th position in the ODIN 2022/23 assessment.

OpenDOSM NextGen is a medium that provides data catalogue and visualisations to facilitate users' analysis and can be accessed through <https://open.dosm.gov.my>.

**Chart 1: Industrial Production Index, Malaysia,
October 2024 – October 2025**



**Chart 2: Industrial Production Index and Its Components, Malaysia
October 2024 – October 2025**

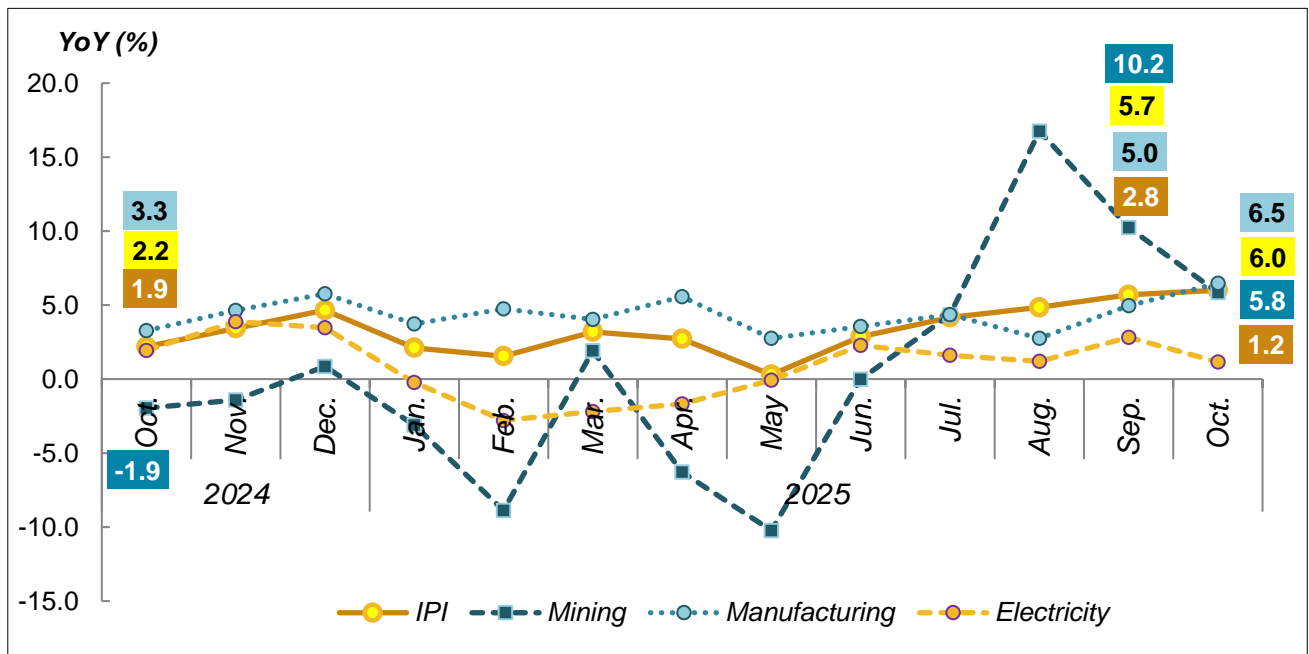


Chart 3: Manufacturing Index Growth by Sub-sector, Malaysia, September 2025 and October 2025

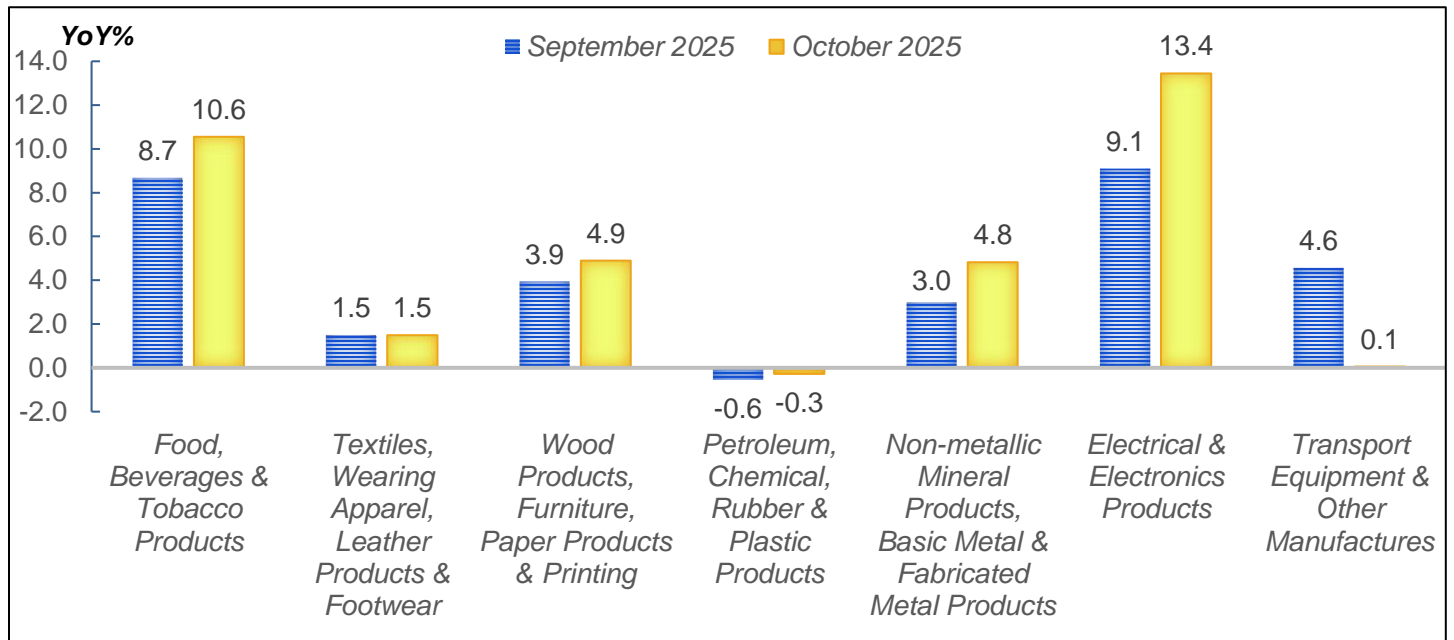
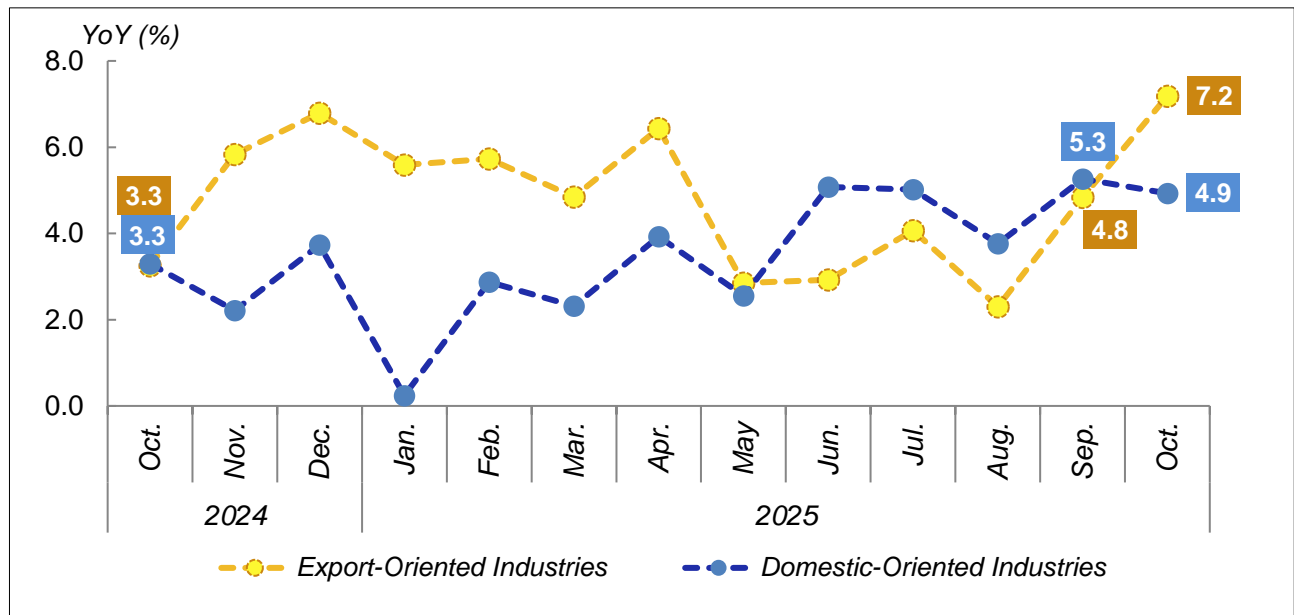
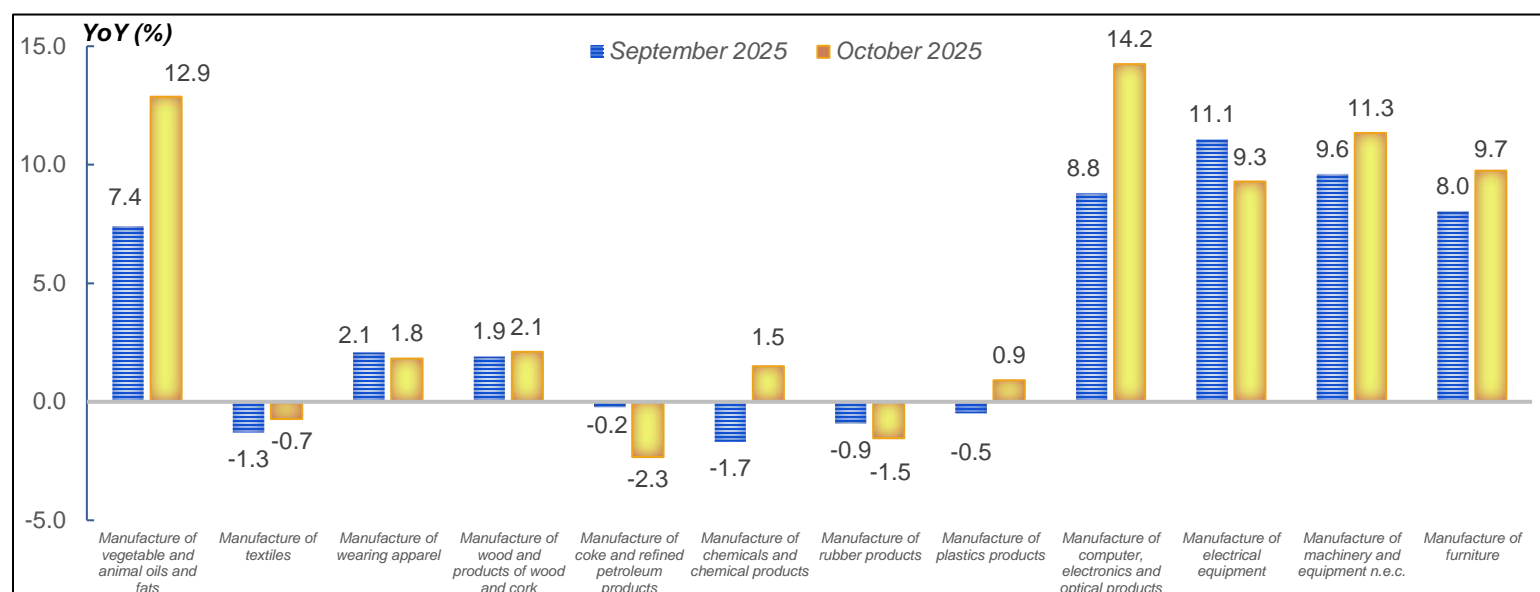


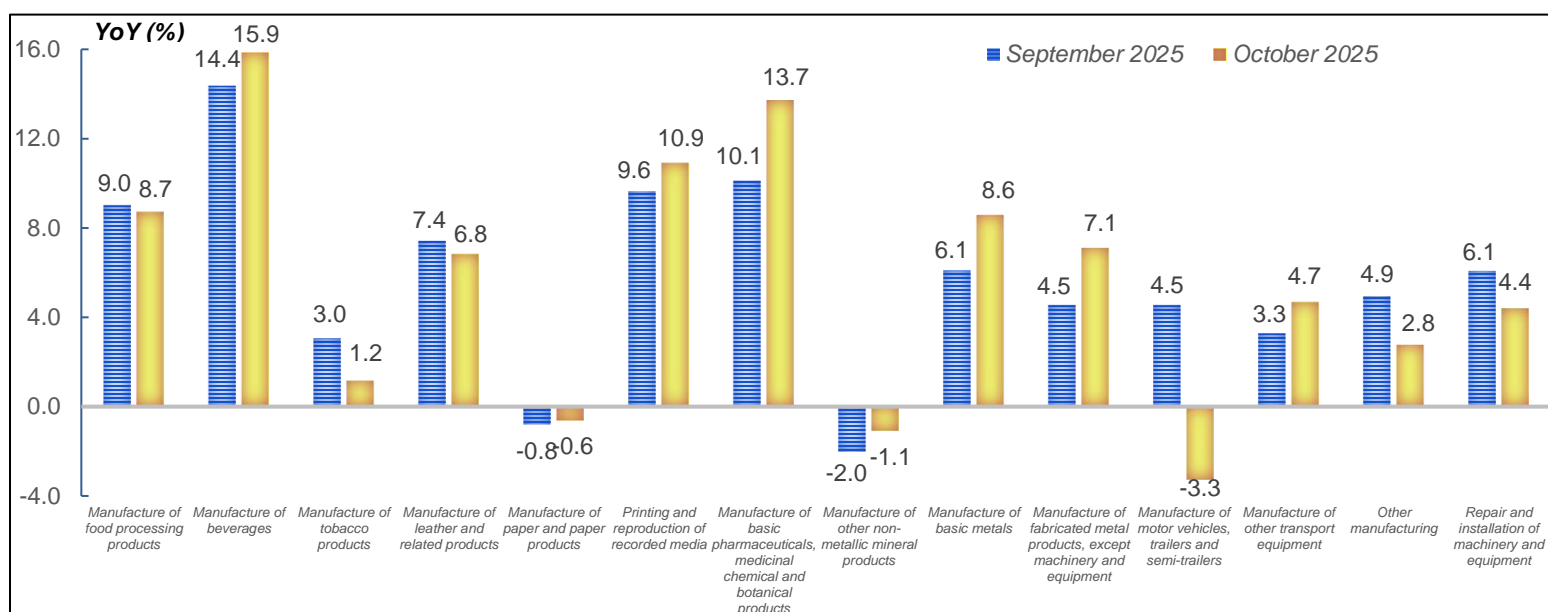
Chart 4: Manufacturing Index by Export and Domestic Oriented Industries, Malaysia, October 2024 – October 2025



**Chart 5: Manufacturing Export-Oriented by Group, Malaysia,
September 2025 and October 2025**



**Chart 6: Manufacturing Domestic-Oriented by Group, Malaysia,
September 2025 and October 2025**



Released by:

**THE OFFICE OF CHIEF STATISTICIAN MALAYSIA
DEPARTMENT OF STATISTICS MALAYSIA
12 DECEMBER 2025**