

Embargo: Only to be published or disseminated at 1200 hour, Wednesday, November 12th 2025



MEDIA STATEMENT

MINISTRY OF ECONOMY
DEPARTMENT OF STATISTICS MALAYSIA

Block C6 & C7, Complex C,
Federal Government Administrative Centre, Precinct 1,
62514 Federal Territory of Putrajaya
Telephone : 03 - 8090 4681

MONTHLY RUBBER STATISTICS, MALAYSIA SEPTEMBER 2025

Malaysia natural rubber production decreased by 14.8 per cent in September 2025

PUTRAJAYA, November 12, 2025 – The Department of Statistics, Malaysia (DOSM) released the **Monthly Rubber Statistics, Malaysia, September 2025**. This publication consists of statistics on production, imports, exports, domestic consumption, stocks, prices, number of employees, salaries & wages and productivity of rubber estates.

Chief Statistician Malaysia, Dato' Sri Dr. Mohd Uzir Mahidin said, Natural Rubber (NR) production decreased by 14.8 per cent in September 2025 (26,647 tonnes) as compared to August 2025 (31,285 tonnes). Year-on-year comparison showed that the production of NR decreased by 16.3 per cent (September 2024: 31,847 tonnes). Production of NR in September 2025 for Malaysia was mainly contributed by smallholders sector (85.2%) as compared to estates sector (14.8%).

Total stocks of NR in September 2025 increased by 0.7 per cent to 159,629 tonnes as compared to 158,157 tonnes in August 2025. Rubber processors factory contributed 81.9 per cent of the stocks followed by rubber consumers factory (18.0%) and rubber estates (0.1%).

Exports of Malaysia's NR amounted to 33,548 tonnes in September 2025, decreased 15.1 per cent as against August 2025 (39,517 tonnes). P.R. China remained as the main destination for NR exports which accounted 44.2 per cent of total exports in September 2025 followed by United Arab Emirates (13.8%), the Germany (12.8%), the United States of America (5.5%) and Portugal (4.2%). The exports performance was contributed by NR-based product such as gloves, tyre, tube and rubber thread. Gloves were the main

exports of rubber-based products with a value of RM1.1 billion in September 2025, a decrease of 8.2 per cent as compared to August 2025 (RM1.2 billion).

Analysis of the average monthly price showed that Concentrated Latex recorded an increase of 1.5 per cent (September 2025: 577.89 sen per kg; August 2025: 569.48 sen per kg) while Scrap increased by 1.7 per cent (September 2025: 604.53 sen per kg; August 2025: 594.18 sen per kg). Trend of prices for all Standard Malaysian Rubber (S.M.R) was increased 1.4 per cent and 2.1 per cent. The World Bank Commodity Price Data reported the prices for TSR 20 (Technically Specified Rubber) has increased 1.7 per cent (from USD1.71/kg to USD1.74/kg) and SGP/MYS (Singapore/Malaysia) decreased 1.9 per cent (from USD2.15/kg to USD2.11/kg).

The performance of the third quarter of 2025 showed natural rubber production increased by 36.9 per cent to 93,815 tonnes as compared to 68,513 tonnes in the second quarter of 2025. The annual performance of Malaysia's natural rubber production in the third quarter of 2025 recorded a decrease of 11.3 per cent as compared to the third quarter 2024 (105,715 tonnes).

According to the Malaysia Rubber Board Digest published in September 2025, the Kuala Lumpur rubber market exhibit a mixed trend throughout September 2025 within a tight range, influenced by global economic conditions, a stronger ringgit, the announcement of a second delay of EUDR and weather-related supply concerns. Generally, market sentiment was weighed down by both mixed Chinese economic scenario and crude oil prices, soft U.S. economic data along with ongoing geopolitical tensions.

Malaysia, for the first time, ranked as number one (1) globally in the biennial Open Data Inventory (ODIN) 2024/25 report released by Open Data Watch (ODW), surpassing 197 other countries. This achievement marks a significant leap from its 67th position in the ODIN 2022/23 assessment.

OpenDOSM NextGen is a medium that provides data catalogue and visualisations to facilitate users' analysis and can be accessed through <https://open.dosm.gov.my>.

Chart 1: Production and domestic consumption of natural rubber September 2024, August - September 2025
(‘000 tonnes)

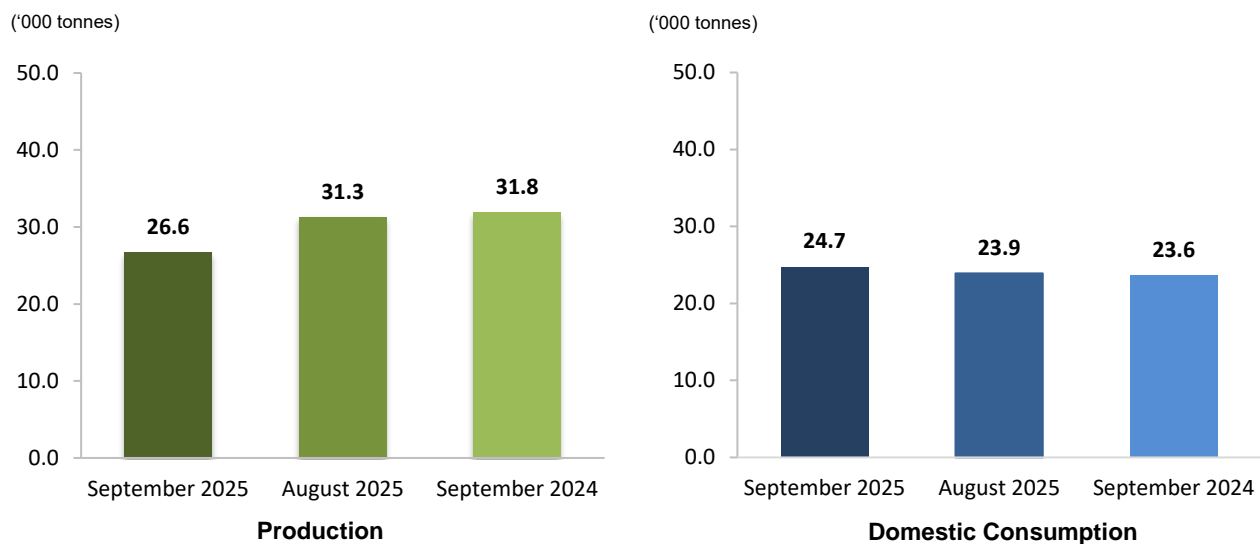


Chart 2: Imports and exports of natural rubber September 2024, August - September 2025
(‘000 tonnes)

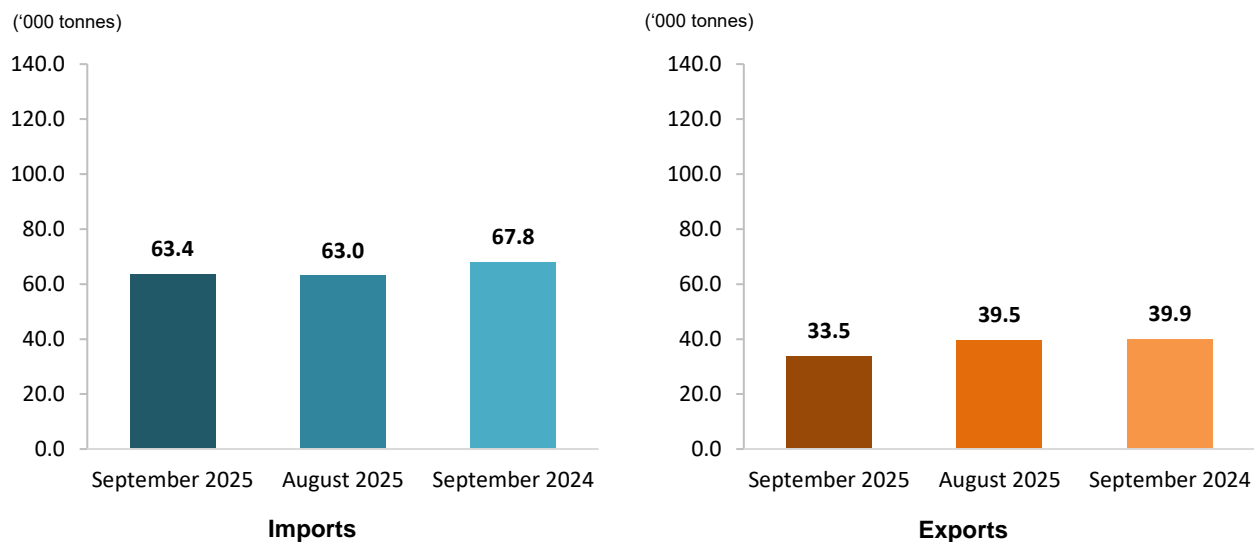
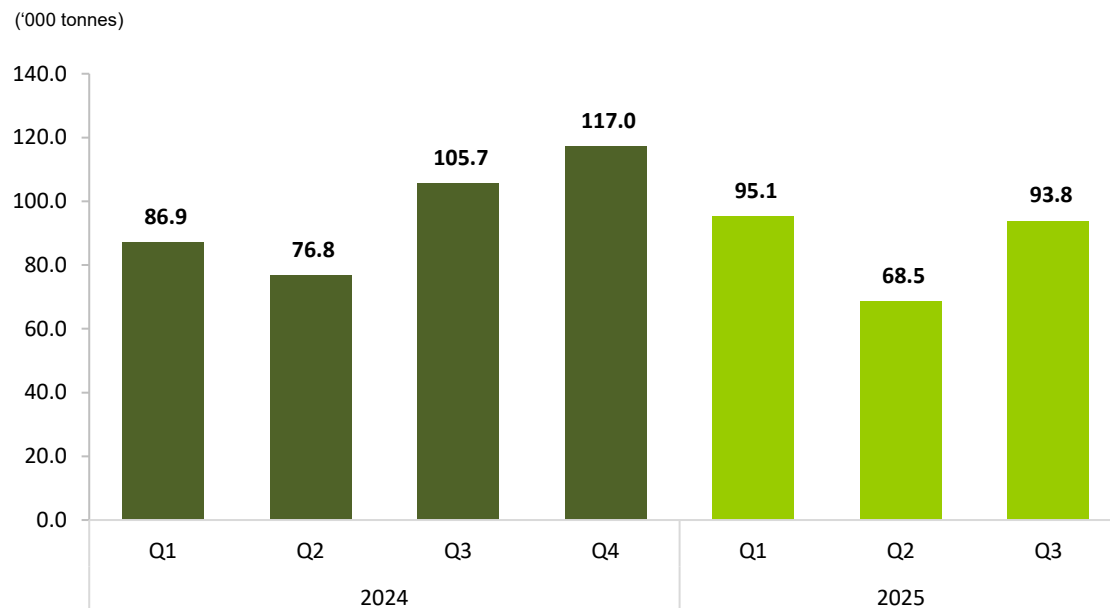


Chart 3: Natural rubber production Quarterly 2024/2025
(‘000 tonnes)



Released by:
THE OFFICE OF CHIEF STATISTICIAN MALAYSIA
DEPARTMENT OF STATISTICS MALAYSIA
12 NOVEMBER 2025