



MEDIA STATEMENT

MINISTRY OF ECONOMY
DEPARTMENT OF STATISTICS MALAYSIA

Block C6 & C7, Complex C,
Federal Government Administrative Centre, Precinct 1,
62514, Federal Territory Putrajaya
Telephone no. : 03 - 8090 4681

INDEX OF INDUSTRIAL PRODUCTION MALAYSIA MARCH 2025

Industrial Production Index grew 3.2 per cent in March 2025, driven by output growth of the Manufacturing and Mining sectors

PUTRAJAYA, 8 May 2025 – The Industrial Production Index in March 2025 recorded a growth of 3.2 per cent driven by the output growth of the Manufacturing and Mining sectors. The Department of Statistics Malaysia reported in the publication of the ***Industrial Production Index (IPP), Malaysia, March 2025*** today. This publication displays IPP statistics consisting of three sectors, namely Mining, Manufacturing, and Electricity.

According to the Chief Statistician of Malaysia, Dato' Sri Dr. Mohd Uzir Mahidin, "The increase in IPP to 3.2 per cent in March 2025 was contributed by the output growth of the Manufacturing and Mining sectors, which recorded 4.0 per cent and 1.9 per cent respectively. Meanwhile, the output production of the Electricity sector remained in the negative range at a rate of 2.7 per cent. In terms of monthly comparison, the IPP recorded an increase of 9.3 per cent (February 2025: -6.8%).

The increase in Manufacturing sector production in March 2025 was supported by production in export-oriented industries which grew to 4.8 per cent compared to 5.7 per cent recorded in February 2025. This growth was primarily underpinned by growth in the Manufacture of computer, electronic and optical products which recorded an increase of 9.0 per cent; followed by the Manufacture of oils and fats from vegetables and animals (10.6%). Moreover, the Manufacture of chemicals and chemical products

also contributed at a rate of 4.9 per cent. In addition, export-oriented industries grew by 10.1 per cent compared to the previous month (February 2025: -5.6%).

Domestic-oriented industries grew 2.3 per cent in March 2025 compared to the growth of 2.9 per cent recorded in the previous month. This positive increase was contributed by the Manufacture of food processing products (7.8%); Manufacture of fabricated metal products, except machinery and equipment (4.2%); and Manufacture of other non-metallic mineral products (3.7%). Compared to the previous month, domestic-oriented industries increased by 1.3 per cent."

Commenting on the performance of the Mining sector, Dato' Sri Dr. Mohd Uzir Mahidin said, "The 1.9 per cent growth in the Mining sector in March 2025 was driven by the increase in the output of Crude Petroleum & Condensate and the output of Natural Gas, which respectively recorded increases of 2.2 per cent and 1.8 per cent. In terms of monthly comparison, the Mining index increased to 17.8 per cent compared to negative 12.5 per cent recorded in February 2025."

Meanwhile, the Electricity index remained at a negative rate of 2.7 per cent in March 2025 compared to the negative 2.8 per cent recorded last month. On a month-on-month comparison, the Electricity index increased to 11.2 per cent.

Globally, the IPP for several other countries showed a downward trend in March 2025, including Taiwan (13.6%), Vietnam (9.3%), South Korea (5.3%), the United States (1.3%) and Japan (-0.3%). In contrast, China (7.7%), Singapore (5.8%) and Thailand (-0.7%) showed encouraging increases in March 2025.

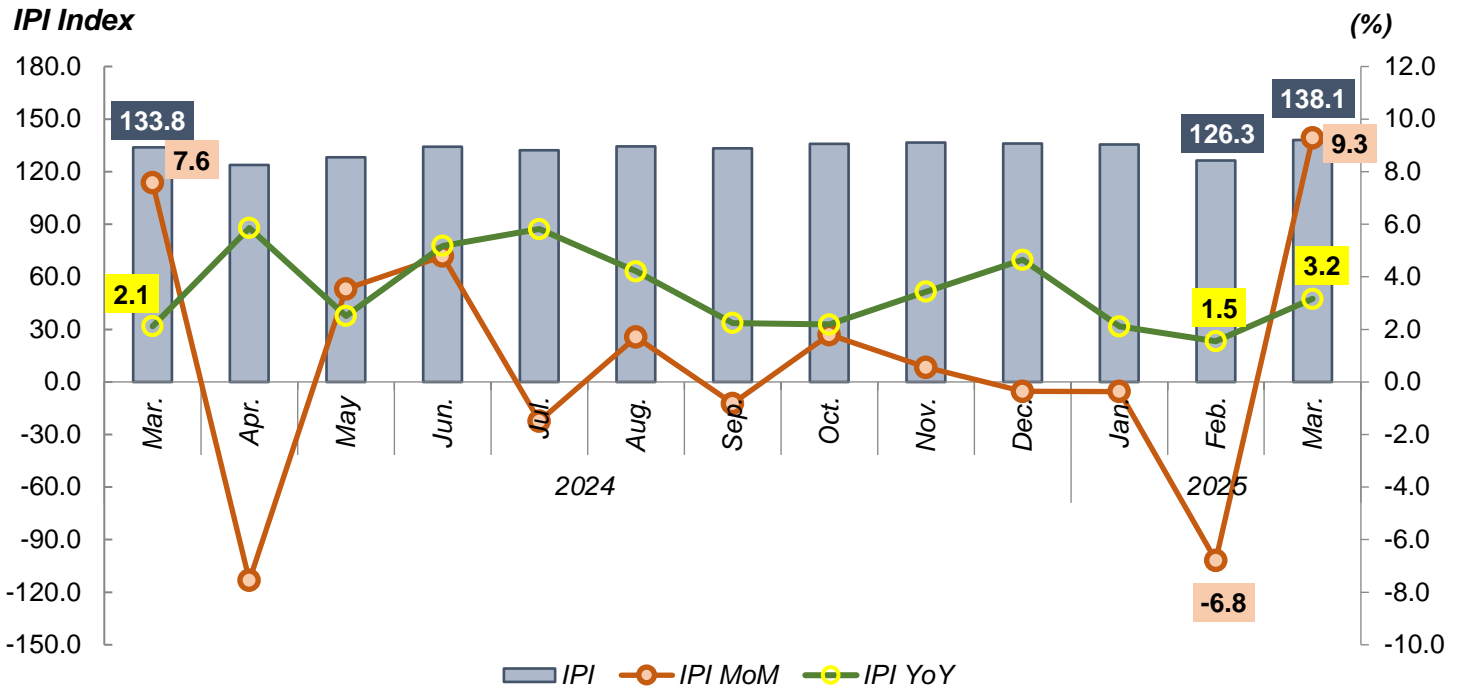
Overall, in the first quarter of 2025, the IPP recorded a slower growth of 2.3 per cent compared to the 3.4 per cent recorded in the fourth quarter of 2024. This growth was contributed by the Manufacturing sector with a growth of 4.2 per cent. In addition, the IPP for the Mining and Electricity sectors respectively recorded decreases of 3.3 per cent and 1.9 per cent. In quarterly comparison, the IPP recorded negative 2.1 per cent.

ASEAN-Malaysia 2025 Chairmanship: The Department of Statistics Malaysia (DOSM) will chair the 15th ASEAN Community Statistical System Committee (ACSS15) which aims to strengthen the statistical cooperation towards sustainable regional development.

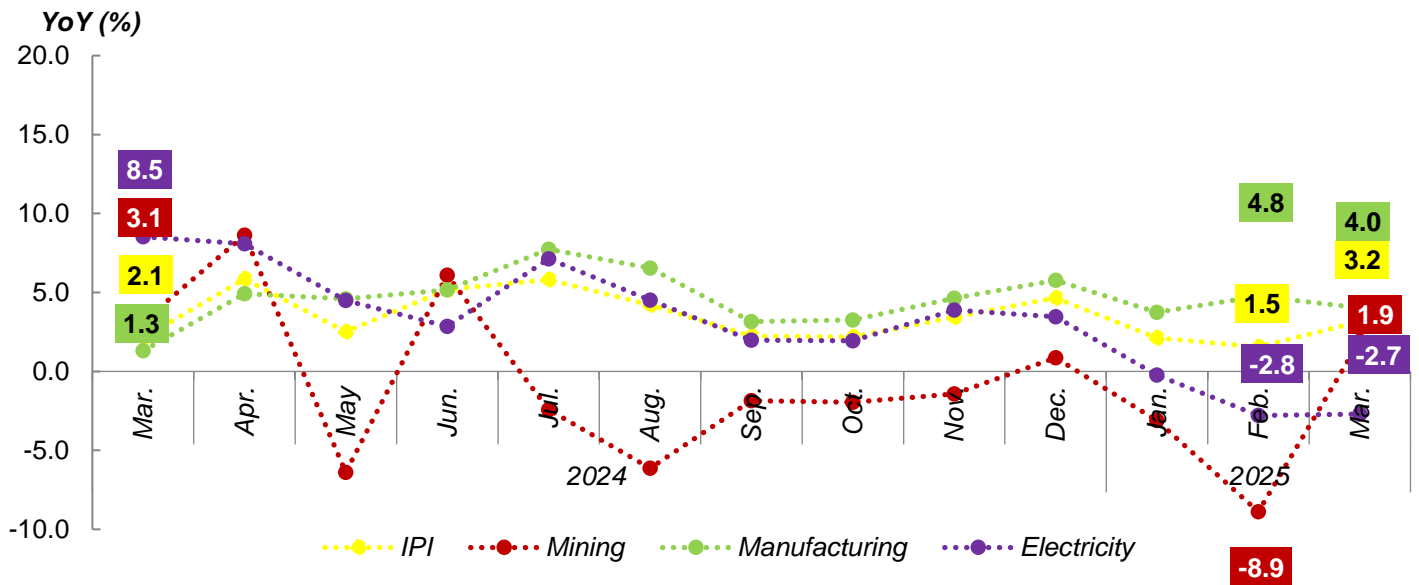
The Government of Malaysia has declared October 20th as National Statistics Day (MyStats Day), with the theme 'Statistics is the Essence of Life.' Meanwhile, the Fourth World Statistics Day will be celebrated on 20th October 2025, with the theme 'Driving Change with Quality Statistics and Data for Everyone'.

OpenDOSM NextGen is a medium that provides data catalogue and visualisations to facilitate users' analysis and can be accessed through <https://open.dosm.gov.my>.

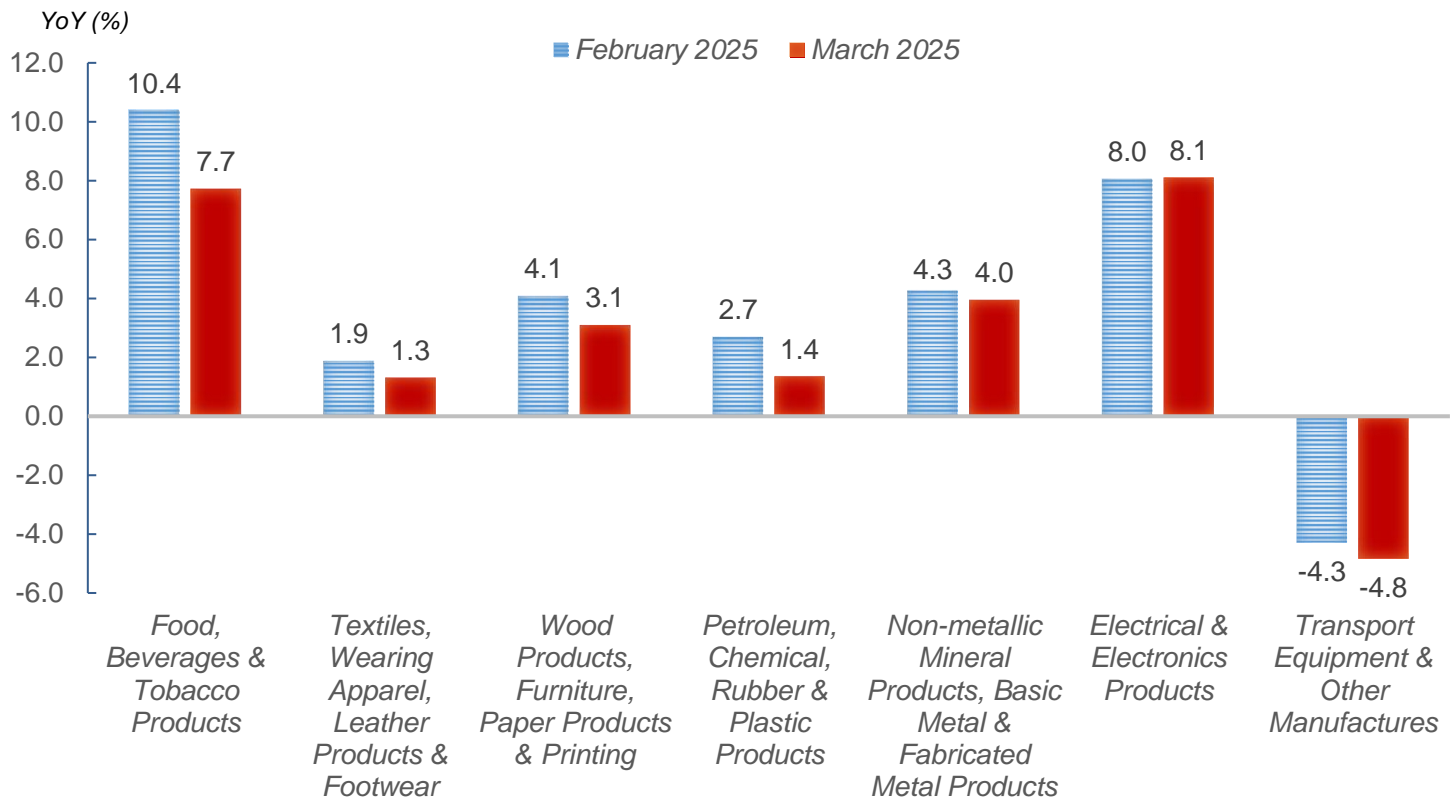
**Chart 1: Industrial Production Index, Malaysia,
March 2024 – March 2025**



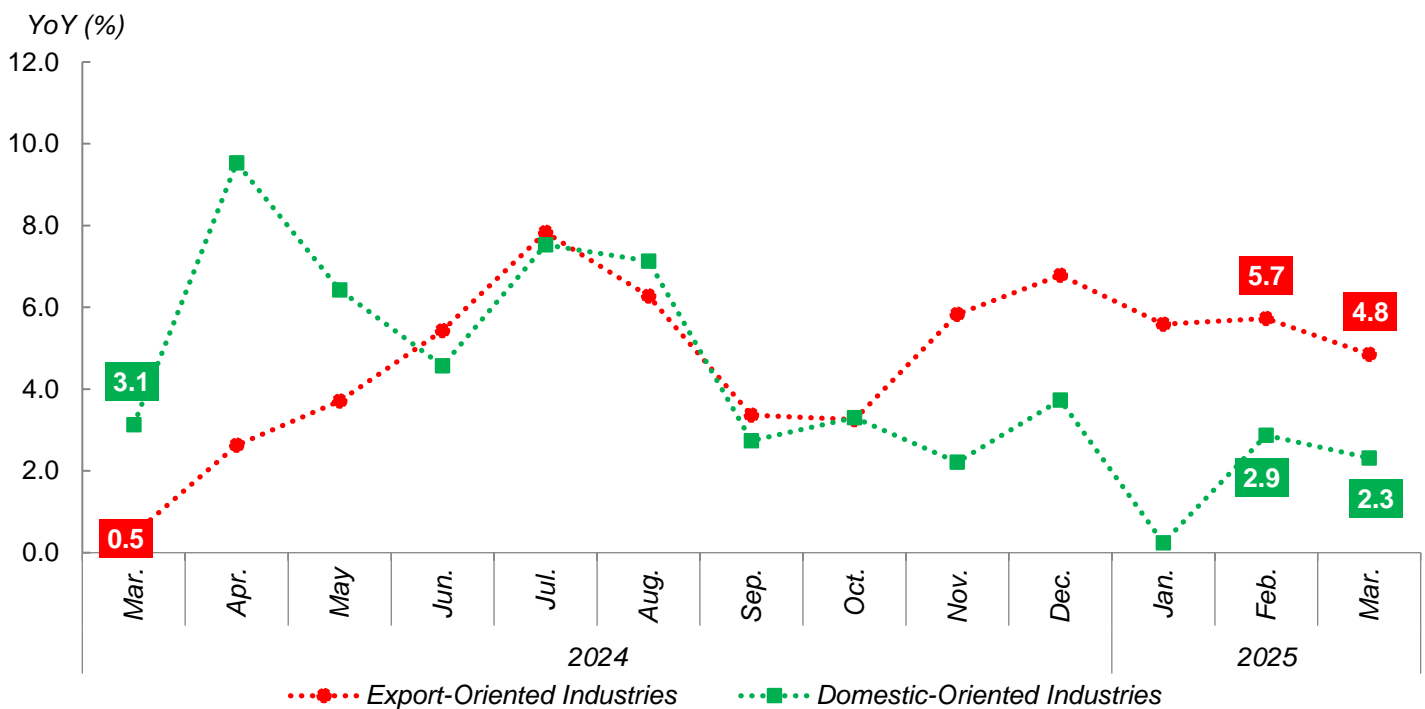
**Chart 2: Industrial Production Index and Its Components, Malaysia
March 2024 – March 2025**



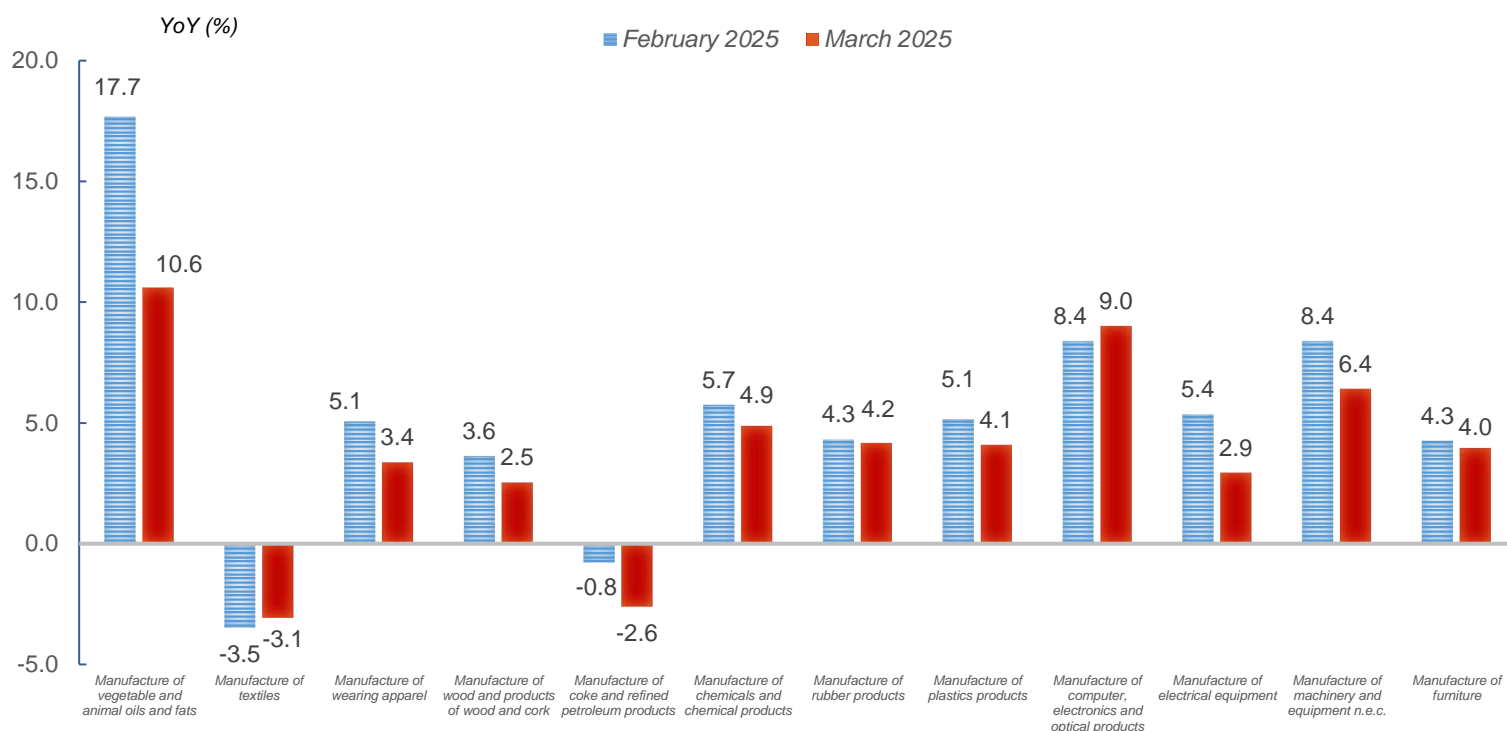
**Chart 3: Manufacturing Index Growth by Subsector, Malaysia,
February 2025 and March 2025**



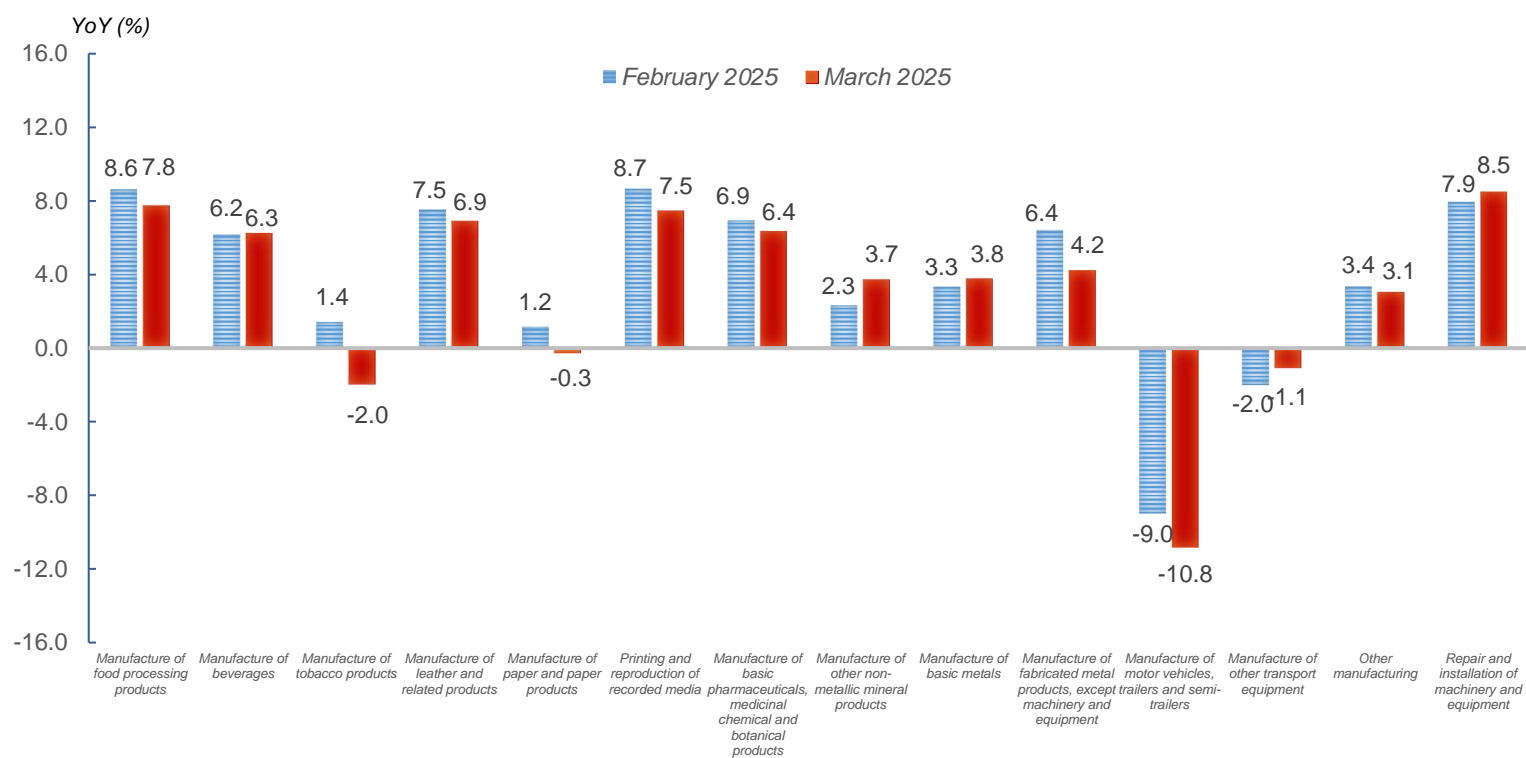
**Chart 4: Manufacturing Index by Export and Domestic Oriented Industries,
Malaysia, March 2024 – March 2025**



**Chart 5: Manufacturing Export-Oriented by Group, Malaysia,
February 2025 and March 2025**



**Chart 6: Manufacturing Domestic-Oriented by Group, Malaysia,
February 2025 and March 2025**



Released by:

**THE OFFICE OF CHIEF STATISTICIAN MALAYSIA
DEPARTMENT OF STATISTICS MALAYSIA
8 MAY 2025**