



ISSN 1675-4344



JABATAN PERDANA MENTERI  
JABATAN PERANGKAAN MALAYSIA

**2022**

**JULAI / JULY**

**PERANGKAAN GETAH BULANAN**  
**MONTHLY RUBBER STATISTICS**

**JABATAN PERANGKAAN MALAYSIA**  
DEPARTMENT OF STATISTICS MALAYSIA





JABATAN PERDANA MENTERI  
JABATAN PERANGKAAN MALAYSIA

# JULAI 2022 JULY 2022

## PERANGKAAN GETAH BULANAN MONTHLY RUBBER STATISTICS

### **Pemakluman**

Jabatan Perangkaan Malaysia (DOSM) sedang menjalankan Survei Pendapatan, Perbelanjaan Isi Rumah dan Kemudahan Asas (HIES/BA) 2022 bermula dari 1 Januari 2022 sehingga 31 Disember 2022 dan Survei Ekonomi Tahunan (AES) 2022 bermula dari 15 April 2022 sehingga 30 September 2022. DOSM amat menghargai kerjasama daripada responden yang terpilih untuk memberikan maklumat kepada DOSM serta menjayakan survei ini. Sila layari [www.dosm.gov.my](http://www.dosm.gov.my) untuk maklumat lanjut.

Penerbitan statistik ekonomi dan sosial iaitu PocketStats yang mengandungi statistik suku tahunan dan tahunan boleh diperolehi dari portal DOSM atau melalui pautan [https://bit.ly/PocketStats\\_2022](https://bit.ly/PocketStats_2022).

Dimaklumkan bahawa Kerajaan Malaysia telah mengisytiharkan Hari Statistik Negara (MyStats Day) pada 20 Oktober setiap tahun. Tema sambutan MyStats Day adalah "Connecting the World with Data We Can Trust".

### **Announcement**

*The Department of Statistics Malaysia (DOSM) is conducting the Household Income, Expenditure and Basic Amenities Survey (HIES/BA) 2022 from 1st January 2022 until 31st December 2022 and the Annual Economic Survey (AES) 2022 from 15th April 2022 until 30th September 2022. DOSM greatly appreciates the cooperation given by selected respondents by sharing their information with DOSM and making the survey a success. Please visit [www.dosm.gov.my](http://www.dosm.gov.my) for more information.*

*Economic and social statistics publication namely PocketStats which contain quarterly and annual statistics can be obtained from the DOSM portal or via the link [https://bit.ly/PocketStats\\_2022](https://bit.ly/PocketStats_2022).*

*Please be informed that the Government of Malaysia has declared National Statistics Day (MyStats Day) on October 20 each year. MyStats Day theme is "Connecting the World with Data We Can Trust".*

**JABATAN PERANGKAAN MALAYSIA**  
DEPARTMENT OF STATISTICS, MALAYSIA

Diterbitkan dan dicetak oleh / *Published and printed by:*

**Jabatan Perangkaan Malaysia**

***Department of Statistics, Malaysia***

Blok C6, Kompleks C,

Pusat Pentadbiran Kerajaan Persekutuan,

62514 Putrajaya,

**MALAYSIA**

Tel. : 03-8885 7000  
Faks : 03-8888 9248  
Portal : <https://www.dosm.gov.my>  
Facebook / Twitter / Instagram : StatsMalaysia  
Emel / *Email* : info@dosm.gov.my (pertanyaan umum / *general enquiries*)  
data@dosm.gov.my (pertanyaan & permintaan data /  
*data request & enquiries*)

Harga / *Price* : RM5.00

Diterbitkan pada September 2022 / *Published on September 2022*

**Hakcipta terpelihara / *All rights reserved.***

Tiada bahagian daripada terbitan ini boleh diterbitkan semula, disimpan untuk pengeluaran atau ditukar dalam apa-apa bentuk atau alat apa jua pun kecuali setelah mendapat kebenaran daripada Jabatan Perangkaan Malaysia.

Pengguna yang mengeluarkan sebarang maklumat dari terbitan ini sama ada yang asal atau diolah semula hendaklah meletakkan kenyataan berikut:

“Sumber : Jabatan Perangkaan Malaysia”.

*No part of this publication may be reproduced or distributed in any form or by any means or stored in data base without the prior written permission from Department of Statistics, Malaysia. Users reproducing content of this publication with or without adaptation should quote the following:*

“Source : Department of Statistics, Malaysia.”

**ISSN 1675 - 4344**

## KATA PENGANTAR

Perangkaan Getah Bulanan, Malaysia, Julai 2022 merupakan penerbitan bulanan yang memaparkan statistik pengeluaran, import, eksport, penggunaan domestik, stok, harga, bilangan pekerja, gaji & upah dan produktiviti bagi estet getah berdasarkan Banci Getah Bulanan yang dilaksanakan oleh Jabatan Perangkaan Malaysia. Statistik ini merupakan petunjuk penting untuk dijadikan sebagai input yang bermanfaat kepada penyelidik, agensi kerajaan dan pembuat dasar bagi merancang, memantau serta menilai prestasi industri getah di Malaysia.

Ringkasan penemuan serta jadual statistik yang terperinci turut dimuatkan dalam penerbitan ini manakala aspek teknikal seperti skop & liputan, konsep dan definisi dinyatakan dalam nota teknikal bagi membantu pengguna memahami statistik yang diterbitkan.

Jabatan merakamkan setinggi-tinggi penghargaan atas kerjasama yang diberikan oleh responden dan juga semua pihak yang telah terlibat dalam penyediaan penerbitan ini. Setiap maklum balas dan cadangan penambahbaikan penerbitan pada masa akan datang amat dihargai.

**DATO' SRI DR. MOHD UZIR MAHIDIN**

Ketua Perangkawan Malaysia

September 2022

## **PREFACE**

*Monthly Rubber Statistics, Malaysia, July 2022 is a monthly publication that shows statistics on production, imports, exports, domestic consumption, stocks, prices, number of employees, salaries & wages and productivity of rubber estates based on Monthly Rubber Census conducted by the Department of Statistics Malaysia. These statistics are important indicators as invaluable inputs to researches, government agencies and policy makers in planning, monitoring and evaluating the performance of rubber industry in Malaysia.*

*Summary of findings and detailed statistical tables are also included in this publication while the technical aspects on scope & coverage, concepts and definitions are stated in the technical notes to assist users to understand the published statistics.*

*The Department gratefully acknowledges the cooperation rendered by the respondents as well as all parties involved in the preparation of this publication. Every feedback and suggestion towards improving future publication is highly appreciated.*

**DATO' SRI DR. MOHD UZIR MAHIDIN**

*Chief Statistician Malaysia*

*September 2022*

# KANDUNGAN

## CONTENTS

|   | <b>Muka surat</b><br><i>Page</i> |
|---|----------------------------------|
| <b>Kata pengantar</b><br><i>Preface</i>   | i                                |
| <b>Senarai jadual statistik</b><br><i>List of statistical tables</i>  | iv                               |
| <b>Kalendar awalan keluaran 2021/2022</b><br><i>Advance release calendar 2021/2022</i>  | v                                |
| <b>Infografik</b><br><i>Infographics</i>  | viii                             |
| <b>Pengeluaran getah asli mengikut negara pengeluar, 2018-2022</b><br><i>Production of natural rubber by producing countries, 2018-2022</i>   | xii                              |
| <b>Perangkaan getah mengikut negara pengeluar, Julai 2022</b><br><i>Rubber statistics by producing countries, July 2022</i>   | xii                              |
| <b>Perangkaan utama getah, Malaysia, Julai 2022</b><br><i>Principal statistics of rubber, Malaysia, July 2022</i>   | xvi                              |
| <b>Pengeluaran, eksport, import, penggunaan domestik dan stok bulanan bagi getah asli 2021/2022</b><br><i>Monthly production, exports, imports, domestic consumption and stocks of natural rubber 2021/2022</i> | xvi                              |
| <b>Ringkasan penemuan</b><br><i>Summary of findings</i>   | 1                                |
| <b>Jadual statistik</b><br><i>Statistical tables</i>  | 15                               |
| <b>Nota Teknikal</b><br><i>Technical notes</i>  | 31                               |

# SENARAI JADUAL STATISTIK

## LIST OF STATISTICAL TABLES

| Jadual<br>Tables |   | Muka surat<br>Page |
|------------------|---|--------------------|
| 1                | <b>Penawaran dan permintaan getah asli</b><br><i>Supply and demand of natural rubber</i>  | 15                 |
| 2                | <b>Pengeluaran getah asli mengikut hak milik</b><br><i>Production of natural rubber by ownership</i>  | 16                 |
| 3                | <b>Eksport getah asli mengikut jenis terpilih</b><br><i>Exports of natural rubber by selected type</i>  | 17                 |
| 4                | <b>Eksport getah asli mengikut negara yang dituju</b><br><i>Exports of natural rubber by country of destination</i>   | 18                 |
| 5                | <b>Eksport Getah Mutu Malaysia (G.M.M.) mengikut gred</b><br><i>Exports of Standard Malaysian Rubber (S.M.R.) by grade</i>  | 20                 |
| 6                | <b>Import getah asli mengikut jenis terpilih</b><br><i>Imports of natural rubber by selected type</i>   | 21                 |
| 7                | <b>Import getah asli mengikut negara asal</b><br><i>Imports of natural rubber by country of origin</i>  | 22                 |
| 8                | <b>Stok getah asli pada akhir bulan mengikut banci</b><br><i>Stocks of natural rubber held at the end of the month by census</i>  | 23                 |
| 9                | <b>Pengeluaran dan stok lateks pekat</b><br><i>Production and stocks of Concentrated Latex</i>  | 23                 |
| 10               | <b>Penggunaan domestik getah asli mengikut industri</b><br><i>Domestic consumption of natural rubber by industry</i>  | 24                 |
| 11               | <b>Harga purata bulanan bagi getah asli</b><br><i>Average monthly price of natural rubber</i>   | 25                 |
| 12               | <b>Guna tenaga dan gaji &amp; upah dibayar mengikut kategori pekerja di estet getah</b><br><i>Employment and salaries &amp; wages paid in rubber estates by category of workers</i>                     | 26                 |
| 13               | <b>Produktiviti pengeluaran dan penoreh bagi estet getah</b><br><i>Productivity of production and tappers in rubber estates</i>   | 27                 |
| 14               | <b>Pengeluaran, keluasan ditoreh dan purata bilangan hari menoreh bagi estet getah mengikut negeri</b><br><i>Production, tapped area and average number of tapping days in rubber estates by states</i> | 28                 |



# KALENDAR AWALAN KELUARAN 2021/2022

## ADVANCE RELEASE CALENDAR 2021/2022

Tarikh Keluaran  
Release Date

• **14.01.2022**

**November**  
November 2021

Tarikh Keluaran  
Release Date

• **10.02.2022**

**Disember**  
December 2021

Tarikh Keluaran  
Release Date

• **15.03.2022**

**Januari**  
January 2022

Tarikh Keluaran  
Release Date

• **15.04.2022**

**Februari**  
February 2022

Tarikh Keluaran  
Release Date

• **11.05.2022**

**Mac**  
March 2022

Tarikh Keluaran  
Release Date

• **15.06.2022**

**April**  
April 2022

Tarikh Keluaran  
Release Date

• **15.07.2022**

**Mei**  
May 2022

Tarikh Keluaran  
Release Date

• **10.08.2022**

**Jun**  
June 2022

Tarikh Keluaran  
Release Date

• **14.09.2022**

**Julai**  
July 2022

Tarikh Keluaran  
Release Date

• **14.10.2022**

**Ogos**  
August 2022

Tarikh Keluaran  
Release Date

• **9.11.2022**

**September**  
September 2022

Tarikh Keluaran  
Release Date

• **14.12.2022**

**Oktober**  
October 2022



**INFOGRAFIK**  
*INFOGRAPHICS*

**Muka surat ini sengaja dibiarkan kosong**  
*This page is deliberately left blank*



JABATAN PERDANA MENTERI  
JABATAN PERANGKAIAN MALAYSIA



### PENGELUARAN GETAH ASLI ↑ 21.2%

31,369 tan metrik




Jun 2022

38,006 tan metrik



Julai 2022<sup>P</sup>

## PERANGKAIAN GETAH BULANAN JULAI 2022



### HARGA PURATA (sen/kg)

↓ 2.4%

G.M.M. 20

Julai 2022 : 693.25

Jun 2022 : 710.29

↓ 15.9%

Lateks Pekat

Julai 2022 : 532.28

Jun 2022 : 632.69

### PENGGUNAAN DOMESTIK


Julai 2022<sup>P</sup> : 35,130 tan metrik ↓ 3.3%

Jun 2022 : 36,316 tan metrik

### STOK

Julai 2022<sup>P</sup> : 224,591 tan metrik ↓ 20.1%

Jun 2022 : 281,051 tan metrik



### Sarung tangan

Julai 2022<sup>P</sup> :  
24,885 tan metrik  
Jun 2022 :  
26,356 tan metrik



### Benang getah

Julai 2022<sup>P</sup> :  
3,225 tan metrik  
Jun 2022 :  
3,670 tan metrik



### Tayar & Tiub

Julai 2022<sup>P</sup> :  
2,921 tan metrik  
Jun 2022 :  
2,506 tan metrik



### Lain-lain

Julai 2022<sup>P</sup> :  
4,100 tan metrik  
Jun 2022 :  
3,785 tan metrik



### IMPORT Julai 2022<sup>P</sup> : 68,908 tan metrik

Sumbangan tiga negara tertinggi  
80.6%



6.2%

FILIPINA



71.4%

THAILAND



3.0%

MYANMAR



6.4%

JERMAN



48.1%

P.R. CHINA



4.2%

AMERIKA SYARIKAT

<sup>P</sup> Awalan

Sumber: Perangkaan Getah Bulanan Julai 2022, Jabatan Perangkaan Malaysia (DOSM)



PRIME MINISTER'S DEPARTMENT  
DEPARTMENT OF STATISTICS MALAYSIA



## PRODUCTION of NATURAL RUBBER ↑ 21.2%

31,369 tonnes



June 2022

38,006 tonnes



July 2022<sup>P</sup>



## MONTHLY RUBBER STATISTICS JULY 2022

### AVERAGE PRICE (sen/kg)

↓ 2.4%

S.M.R. 20

July 2022 : 693.25

June 2022 : 710.29

↓ 15.9%

Concentrate Latex

July 2022 : 532.28

June 2022 : 632.69

### DOMESTIC CONSUMPTION

July 2022<sup>P</sup> : 35,130 tonnes

↓ 3.3%


June 2022 : 36,316 tonnes

### STOCKS

July 2022<sup>P</sup> : 224,591 tonnes

↓ 20.1%

June 2022 : 281,051 tonnes



### Rubber gloves



July 2022<sup>P</sup> : 24,885 tonnes  
June 2022 : 26,356 tonnes

### Rubber thread



July 2022<sup>P</sup> : 3,225 tonnes  
June 2022 : 3,670 tonnes

### Tyres & Tube



July 2022<sup>P</sup> : 2,921 tonnes  
June 2022 : 2,506 tonnes

### Others



July 2022<sup>P</sup> : 4,100 tonnes  
June 2022 : 3,785 tonnes

### IMPORTS

July 2022<sup>P</sup> : 68,908 tonnes

Share of top three countries  
80.6%



6.2%

PHILIPPINES



71.4%

THAILAND



3.0%

MYANMAR



6.4%

GERMANY



48.1%

P.R. CHINA



4.2%

U.S.A

<sup>P</sup> Preliminary

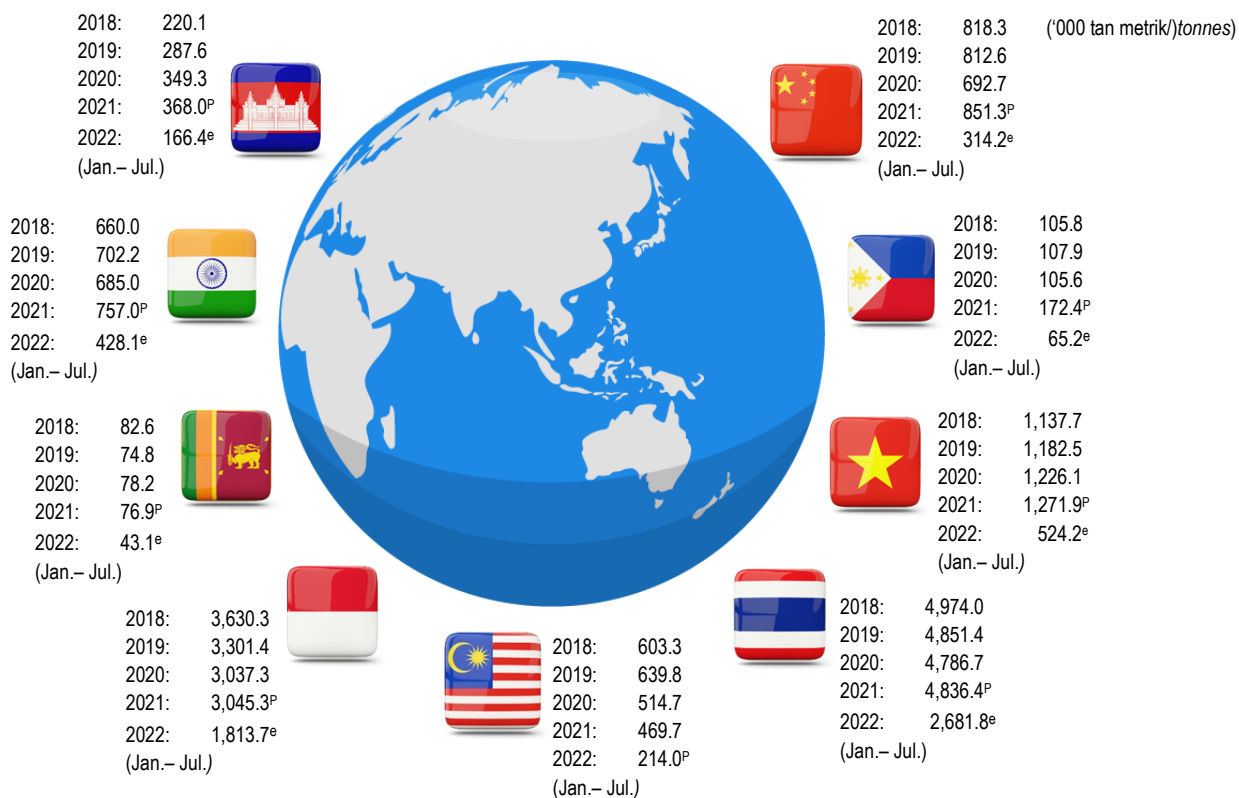
Source: Monthly Rubber Statistics July 2022, Department of Statistics Malaysia (DOSM)

A teal-colored folder graphic with a white interior. The folder has a tab on the left side and four smaller tabs on the top edge. The text is centered within the white area.

**NEGARA PENGELUAR GETAH ASLI**  
*PRODUCING COUNTRIES OF*  
*NATURAL RUBBER*



## PENGELUARAN GETAH ASLI MENGIKUT NEGARA PENGELUAR\*, 2018-2022 PRODUCTION OF NATURAL RUBBER BY PRODUCING COUNTRIES\*, 2018-2022



Nota/Notes:

\* Association of Natural Rubber Producing Countries (ANRPC)

<sup>P</sup>: Awalan/Provisional

<sup>e</sup>: Anggaran / Estimate

Sumber: Kementerian Perusahaan Perladangan dan Komoditi

Source: Ministry of Plantation Industries and Commodities

## PERANGKAPAN GETAH MENGIKUT NEGARA PENGELUAR\*, JULAI 2022 RUBBER STATISTICS BY PRODUCING COUNTRIES\*, JULY 2022

('000 tan metrik/tonnes)

| Negara<br>Country | Pengeluaran<br>Production | Penggunaan<br>Consumption | Eksport<br>Export  |
|-------------------|---------------------------|---------------------------|--------------------|
| Cambodia          | 31.7 <sup>e</sup>         | -                         | 30.6 <sup>e</sup>  |
| P.R.China         | 105.6 <sup>e</sup>        | 502.0 <sup>e</sup>        | 4.7 <sup>e</sup>   |
| India             | 68.6 <sup>e</sup>         | 121.5 <sup>e</sup>        | 0.8 <sup>e</sup>   |
| Indonesia         | 262.5 <sup>e</sup>        | 52.2 <sup>e</sup>         | 231.9 <sup>e</sup> |
| Malaysia          | 38.0 <sup>P</sup>         | 35.1 <sup>P</sup>         | 53.8 <sup>P</sup>  |
| Philippines       | 11.1 <sup>e</sup>         | 2.0 <sup>e</sup>          | 13.0 <sup>e</sup>  |
| Sri Lanka         | 6.5 <sup>e</sup>          | 10.5 <sup>e</sup>         | 1.0 <sup>e</sup>   |
| Thailand          | 431.9 <sup>e</sup>        | 89.2 <sup>e</sup>         | 330.9 <sup>e</sup> |
| Vietnam           | 120.0 <sup>e</sup>        | 36.0 <sup>e</sup>         | 200.8 <sup>e</sup> |

Nota/Notes:

\* Association of Natural Rubber Producing Countries (ANRPC)

<sup>P</sup>: Awalan / Provisional

<sup>e</sup>: Anggaran / Estimate

Sumber: Kementerian Perusahaan Perladangan dan Komoditi

Source: Ministry of Plantation Industries and Commodities





A teal-colored folder graphic with a white interior. The folder has a central tab and four smaller tabs on the left side. The text is centered within the white area.

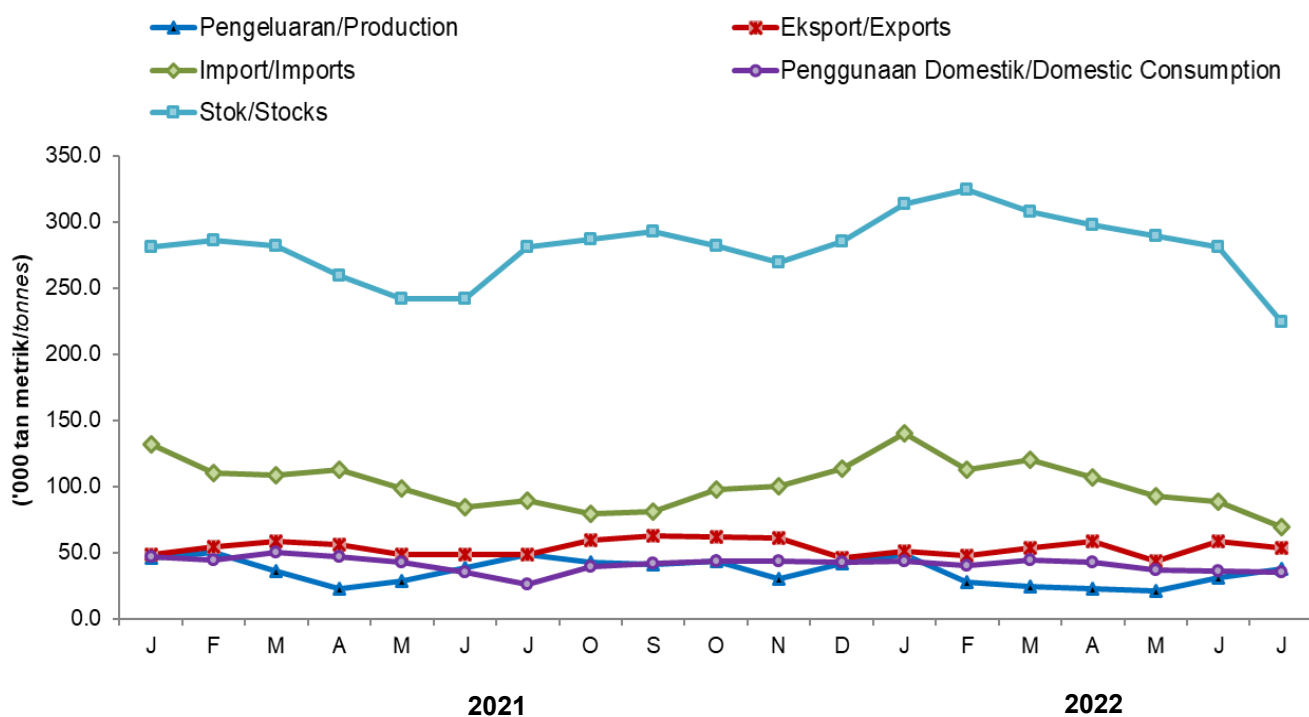
**PERANGKAAAN UTAMA GETAH**  
*PRINCIPAL STATISTICS OF RUBBER*



**PERANGKAAAN UTAMA GETAH, MALAYSIA, JULAI 2022**  
**PRINCIPAL STATISTICS OF RUBBER, MALAYSIA, JULY 2022**

| Perangkaan Utama<br>Principal Statistics                              | Julai<br>July<br>2021 | Jun<br>June<br>2022 | Julai<br>July<br>2022 | Perubahan<br>bulan ke bulan<br>Julai 2022/Jun 2022<br>Change<br>month-on-month<br>July 2022/June 2022<br>(%) | Perubahan<br>tahun ke tahun<br>Julai 2022/Julai 2021<br>Change<br>year-on-year<br>July 2022/July 2021<br>(%) |
|---|-----------------------|---------------------|-----------------------|--|--|
| Pengeluaran / Production<br>(tan metrik / tonnes)                     | 48,610                | 31,369              | 38,006                | 21.2   | -21.8  |
| Eksport / Exports<br>(tan metrik / tonnes)                            | 48,645                | 58,685              | 53,771                | -8.4   | 10.5   |
| Import / Imports<br>(tan metrik / tonnes)                             | 89,077                | 88,521              | 68,908                | -22.2  | -22.6  |
| Penggunaan domestik<br>Domestic consumption<br>(tan metrik / tonnes)  | 26,276                | 36,316              | 35,130                | -3.3   | 33.7   |
| Stok akhir / Closing stocks<br>(tan metrik / tonnes)                  | 280,844               | 281,051             | 224,591               | -20.1  | -20.0  |
| Bil. pekerja bergaji (estet)<br>Number of paid workers<br>(estate)    | 8,374                 | 8,328               | 8,440                 | 1.3  | 0.8  |
| Gaji & upah (RM'000) (estet)<br>Salaries & wages (RM'000)<br>(estate) | 14,410                | 15,349              | 16,542                | 7.8  | 14.8   |

**PENGELUARAN, EKSPORT, IMPORT, PENGGUNAAN DOMESTIK DAN  
STOK BULANAN BAGI GETAH ASLI 2021/2022**  
**MONTHLY PRODUCTION, EXPORTS, IMPORTS, DOMESTIC CONSUMPTION AND  
STOCK OF NATURAL RUBBER 2021/2022**







**RINGKASAN PENEMUAN**  
*SUMMARY OF FINDINGS*

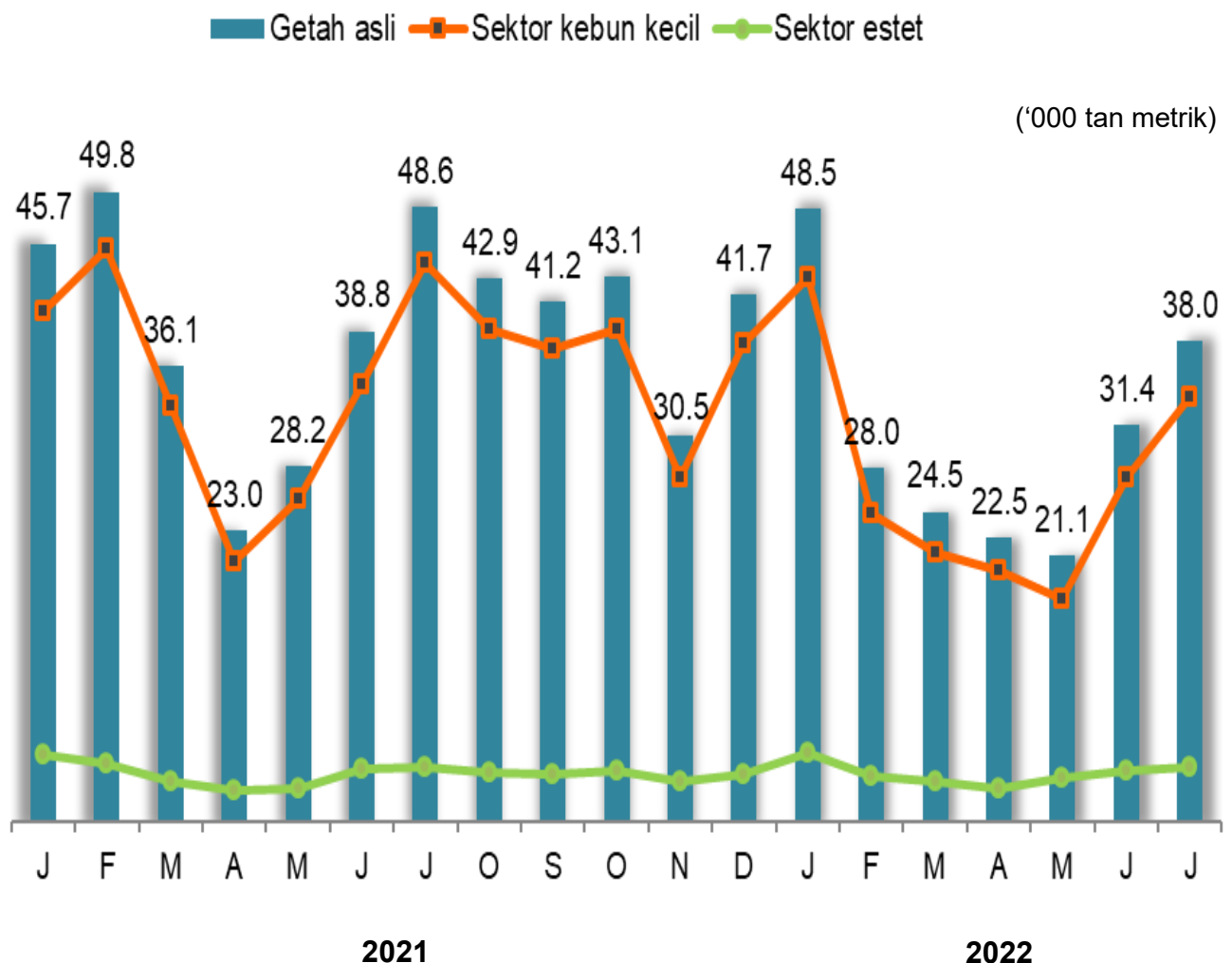


## PERANGKAAAN GETAH BULANAN MALAYSIA, JULAI 2022<sup>#</sup>

### 1. PENGELUARAN

Pengeluaran getah asli Malaysia pada Julai 2022 berjumlah 38,006 tan metrik, menurun sebanyak 21.8 peratus berbanding 48,610 tan metrik pada Julai 2021 namun menunjukkan peningkatan sebanyak 21.2 peratus dari bulan sebelumnya. Sektor kebun kecil merupakan penyumbang utama pengeluaran getah asli iaitu 88.5 peratus. Pengeluaran sektor kebun kecil menurun sebanyak 24.0 peratus manakala pengeluaran di estet pula meningkat sebanyak 0.1 peratus berbanding Julai 2021.

**Carta 1: Pengeluaran getah bulanan di estet dan kebun kecil**



**Nota #:**

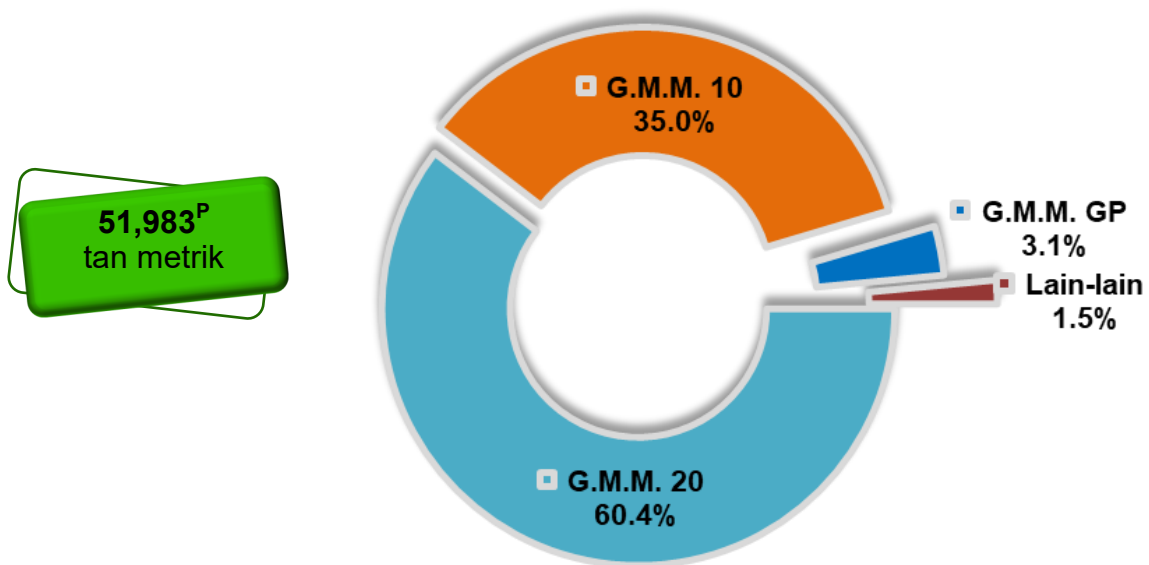
1. Laporan ini boleh diperolehi daripada portal Jabatan Perangkaan Malaysia (<https://www.dosm.gov.my>) di bawah ruangan: **Siaran Terkini**.
2. Data bagi bulan Julai 2022 merupakan data **awalan**. Data ini akan dikemas kini berdasarkan data terkini yang diperolehi dan akan diterbitkan dalam penerbitan Ogos 2022.



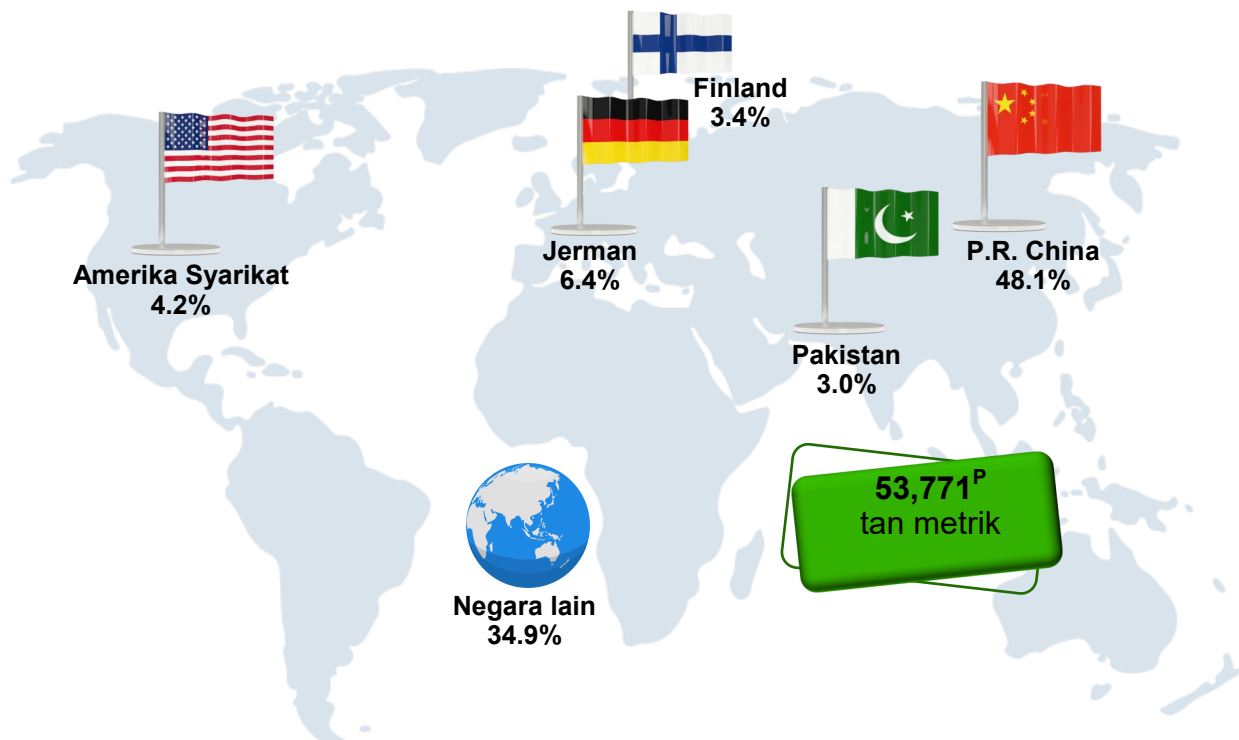
## 2. EKSPORT

Eksport getah asli pada Julai 2022 adalah 53,771 tan metrik, meningkat 10.5 peratus dari 48,645 tan metrik pada bulan yang sama tahun sebelumnya namun menunjukkan penurunan 8.4 peratus berbanding 58,685 tan metrik pada Jun 2022. Getah Mutu Malaysia (G.M.M.) menyumbang 96.7 peratus daripada jumlah eksport getah asli dimana G.M.M. 20 merupakan eksport tertinggi iaitu 31,400 tan metrik (60.4%) seperti di Carta 2.

**Carta 2: Eksport Getah Mutu Malaysia (G.M.M) mengikut gred, Julai 2022**



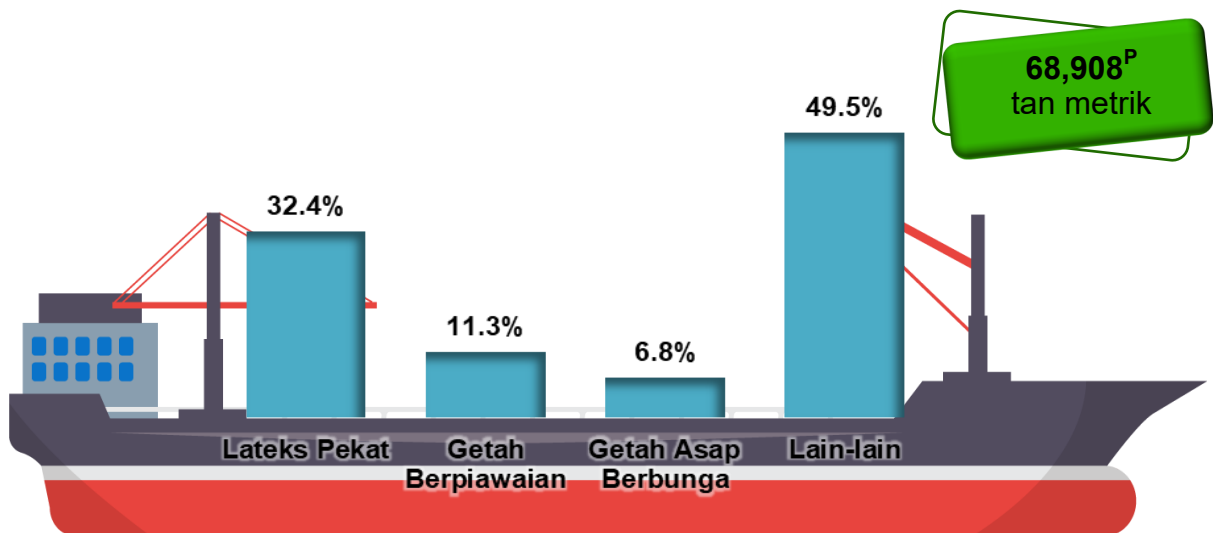
**Carta 3: Destinasi utama eksport getah asli, Julai 2022**



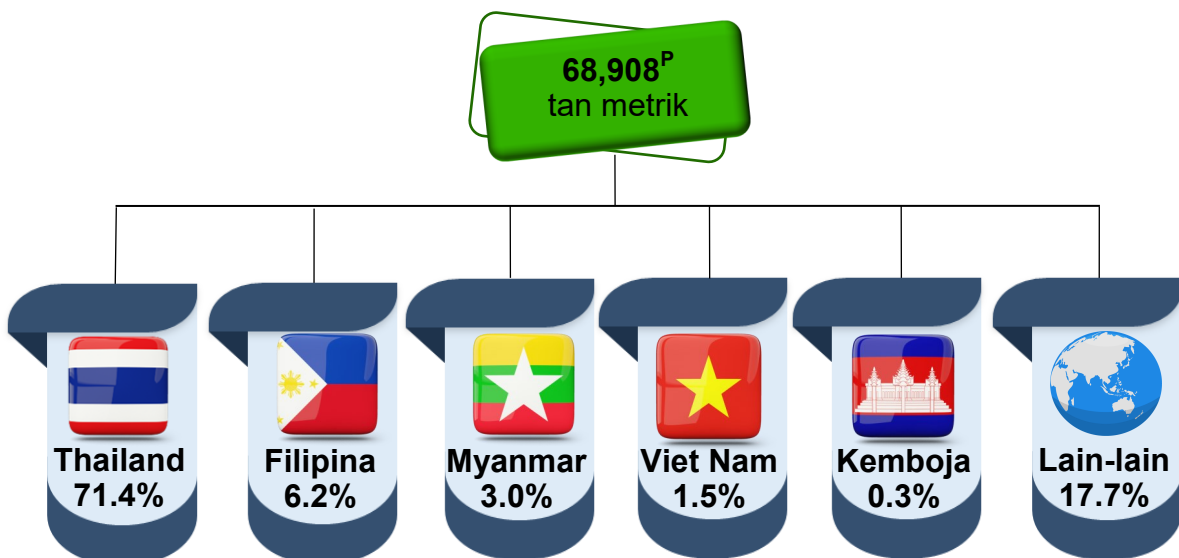
### 3. IMPORT

Import getah asli pada Julai 2022 adalah 68,908 tan metrik berbanding 89,077 tan metrik pada Julai 2021, menurun sebanyak 22.6 peratus. Perbandingan bulan ke bulan juga menunjukkan penurunan sebanyak 22.2 peratus. Jenis getah asli utama yang diimport adalah Lateks Pekat (22,346 tan metrik) dan Getah Berpiawaian (7,784 tan metrik). Getah asli diimport terutamanya dari Thailand berjumlah 49,196 tan metrik.

**Carta 4: Import getah asli mengikut jenis, Julai 2022**



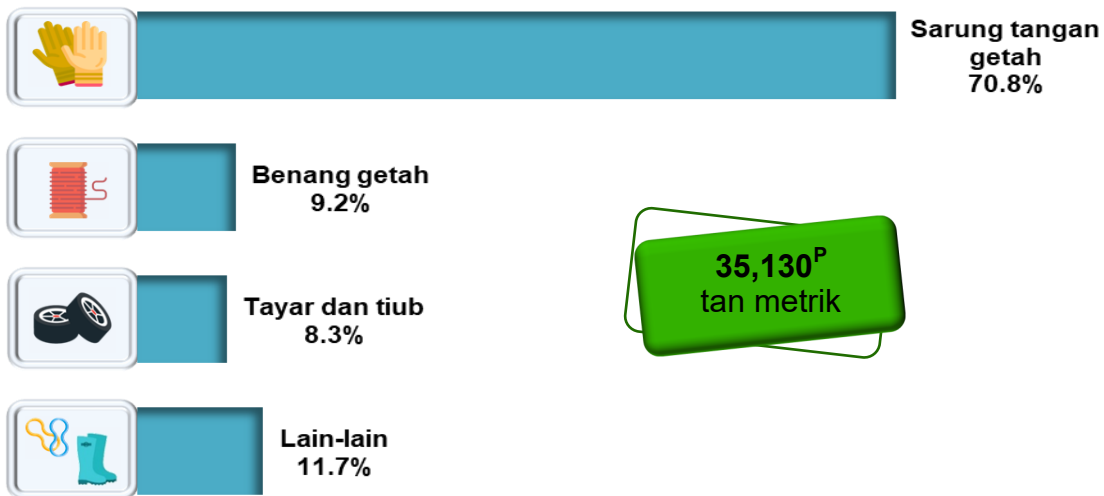
**Carta 5: Import getah asli dari negara utama, Julai 2022**



#### 4. PENGGUNAAN DOMESTIK

Penggunaan domestik getah asli pada Julai 2022 ialah 35,130 tan metrik, meningkat 33.7 peratus berbanding 26,276 tan metrik pada Julai 2021. Perbandingan bulan ke bulan pula menunjukkan penurunan 3.3 peratus berbanding 36,316 tan metrik pada bulan sebelumnya. Industri sarung tangan getah merupakan industri utama bagi penggunaan getah asli iaitu 24,885 tan metrik (70.8%).

**Carta 6: Penggunaan domestik getah asli mengikut produk, Julai 2022**



#### 5. STOK

Stok getah asli menurun 20.0 peratus pada Julai 2022 kepada 224,591 tan metrik berbanding 280,844 tan metrik yang dicatatkan pada Julai 2021. Perbandingan bulan ke bulan juga menunjukkan stok menurun sebanyak 20.1 peratus.

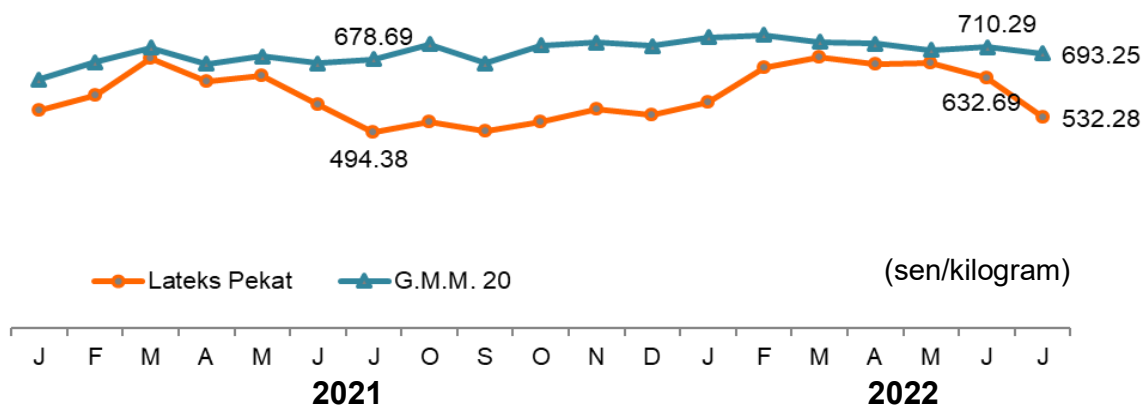
**Carta 7: Stok getah asli pada akhir bulan Julai 2022**



## 6. HARGA PURATA BULANAN SEKILOGRAM (Sebut Harga Pada Waktu Tengah Hari - "F.O.B.")

Harga purata bulanan G.M.M. 20 pada Julai 2022 adalah 693.25 sen sekilogram, meningkat 2.1 peratus berbanding 678.69 sen sekilogram pada Julai 2021 namun menunjukkan penurunan 2.4 peratus berbanding 710.29 sen sekilogram pada bulan sebelumnya. Harga purata bulanan bagi Lateks Pekat pada Julai 2022 adalah 532.28 sen sekilogram, meningkat 7.7 peratus dari 494.38 sen sekilogram pada bulan yang sama tahun lalu namun mencatatkan penurunan 15.9 peratus berbanding 632.69 sen sekilogram pada Jun 2022.

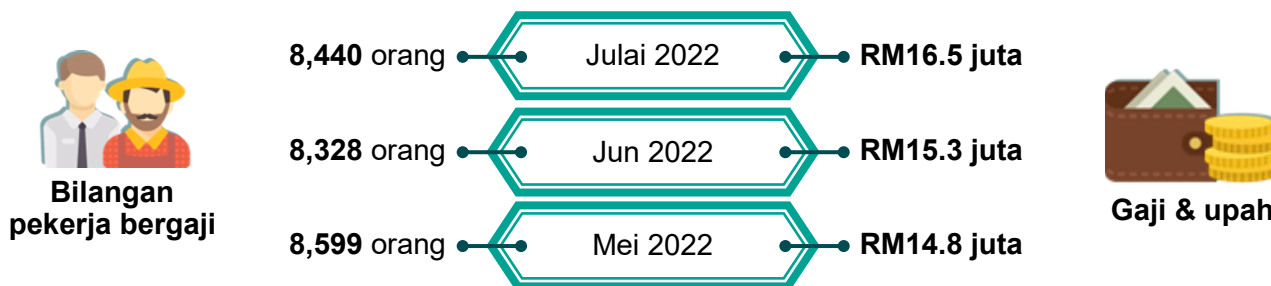
**Carta 8: Harga purata bulanan (sebut harga pada waktu tengah hari "F.O.B") bagi G.M.M. 20 dan Lateks Pekat**



## 7. GUNA TENAGA DI ESTET

Seramai 8,440 pekerja bergaji direkodkan pada akhir Julai 2022 dengan peningkatan sebanyak 0.8 peratus dari Julai 2021 dan turut menunjukkan peningkatan 1.3 peratus (8,328 pekerja bergaji) berbanding bulan sebelumnya. Gaji & upah meningkat 14.8 peratus kepada RM16.5 juta dari RM14.4 juta pada Julai 2021, manakala perbandingan bulan ke bulan pula menunjukkan trend yang sama iaitu peningkatan sebanyak 7.8 peratus.

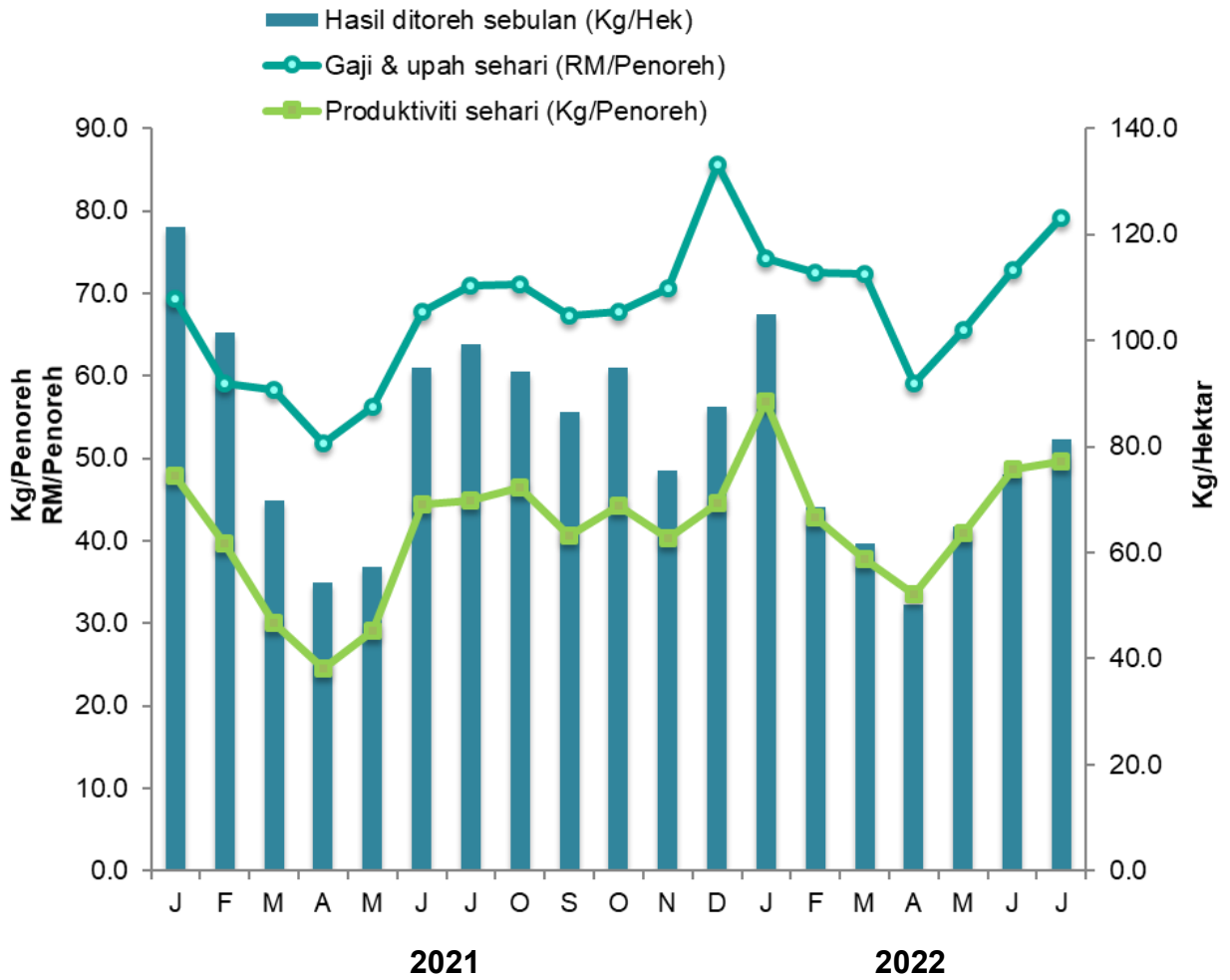
**Carta 9: Bilangan pekerja dan jumlah gaji & upah, Julai 2022**



## 8. PRODUKTIVITI DI ESTET

Produktiviti pengeluaran getah asli di estet adalah 81.4 kilogram sehektar pada Julai 2022, menurun sebanyak 18.0 peratus berbanding Julai 2021. Perbandingan bulan ke bulan pula menunjukkan produktiviti meningkat sebanyak 8.9 peratus dari 74.8 kilogram sehektar.

**Carta 10: Produktiviti hasil ditoreh bulanan dan produktiviti penoreh sehari**

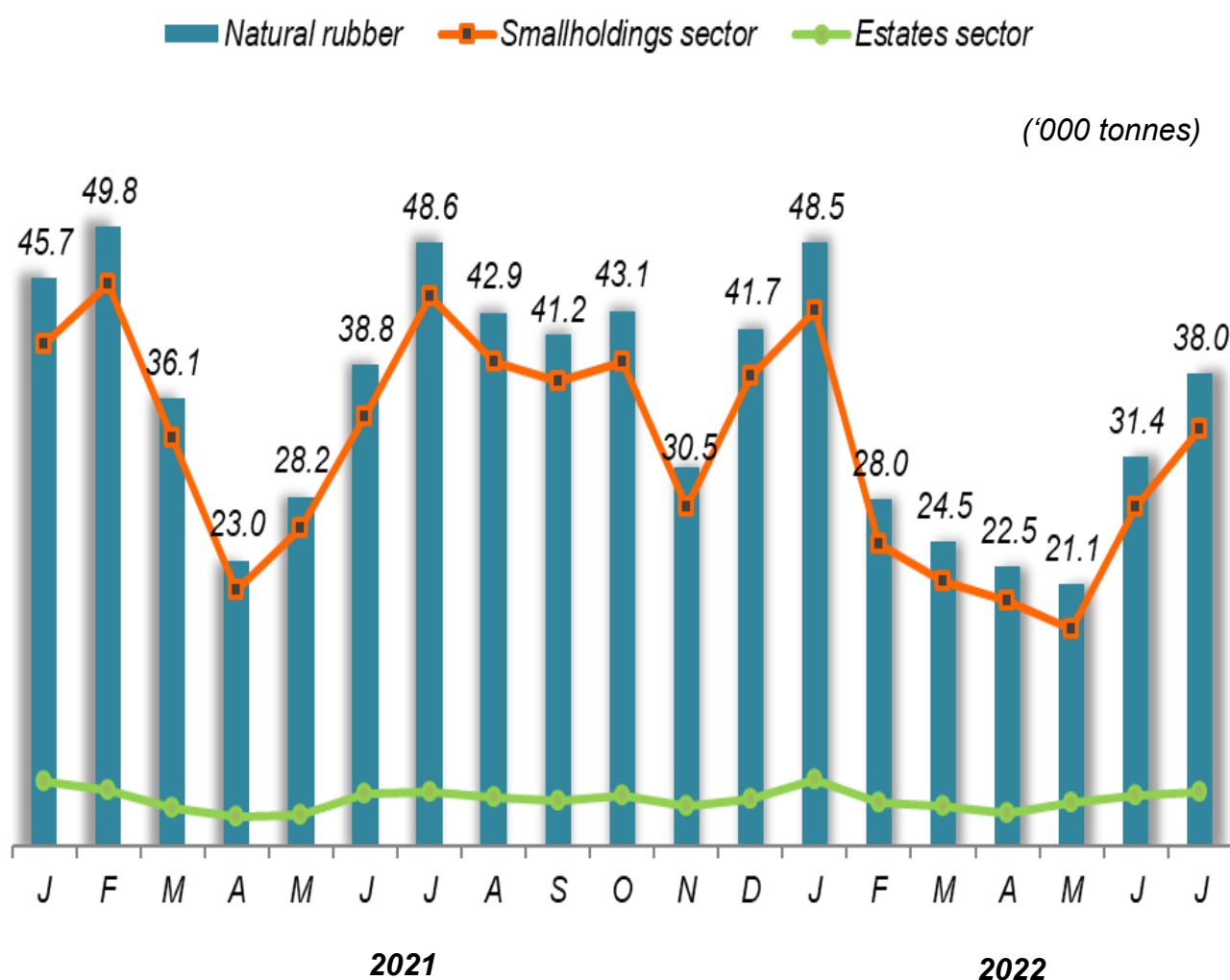


## MONTHLY RUBBER STATISTICS MALAYSIA, JULY 2022<sup>#</sup>

### 1. PRODUCTION

Malaysia's natural rubber production in July 2022 amounted 38,006 tonnes, decreased 21.8 per cent as compared to 48,610 tonnes in July 2021 but showed an increase of 21.2 per cent from last month. Smallholdings sector was the main contributor to the natural rubber production of 88.5 per cent. Production of smallholdings decreased by 24.0 per cent but estate sector showed an increase of 0.1 per cent as compared to July 2021.

**Chart 1: Monthly rubber production in the estates and smallholdings**



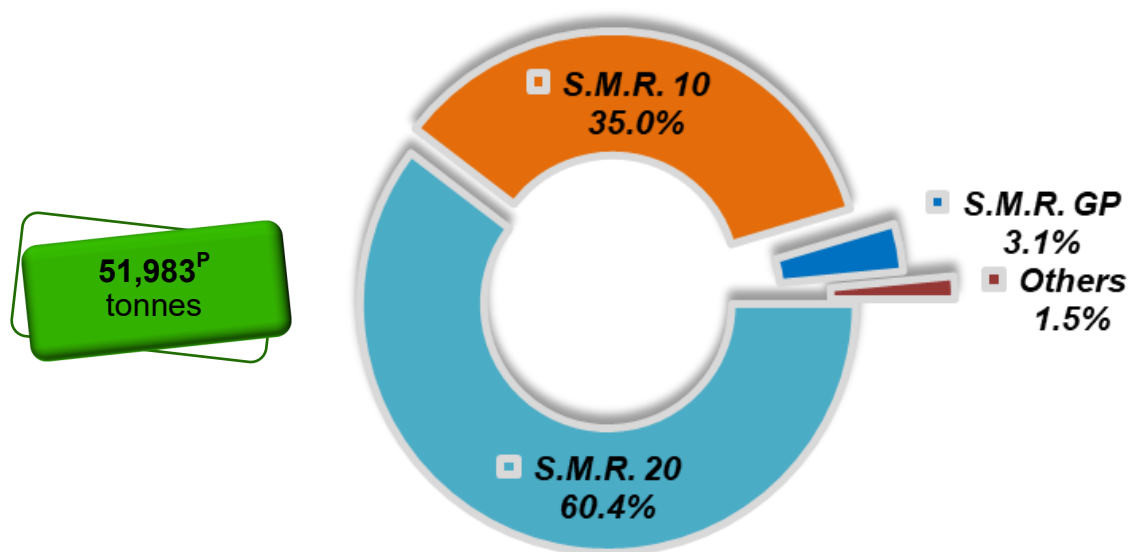
**Notes #:**

1. This report can be accessed through the portal of the Department of Statistics, Malaysia (<https://www.dosm.gov.my>) under the section: **Latest Releases**.
2. Data for July 2022 is **provisional**. The data will be updated based on the latest available figures and subsequently published in the August 2022 publication.

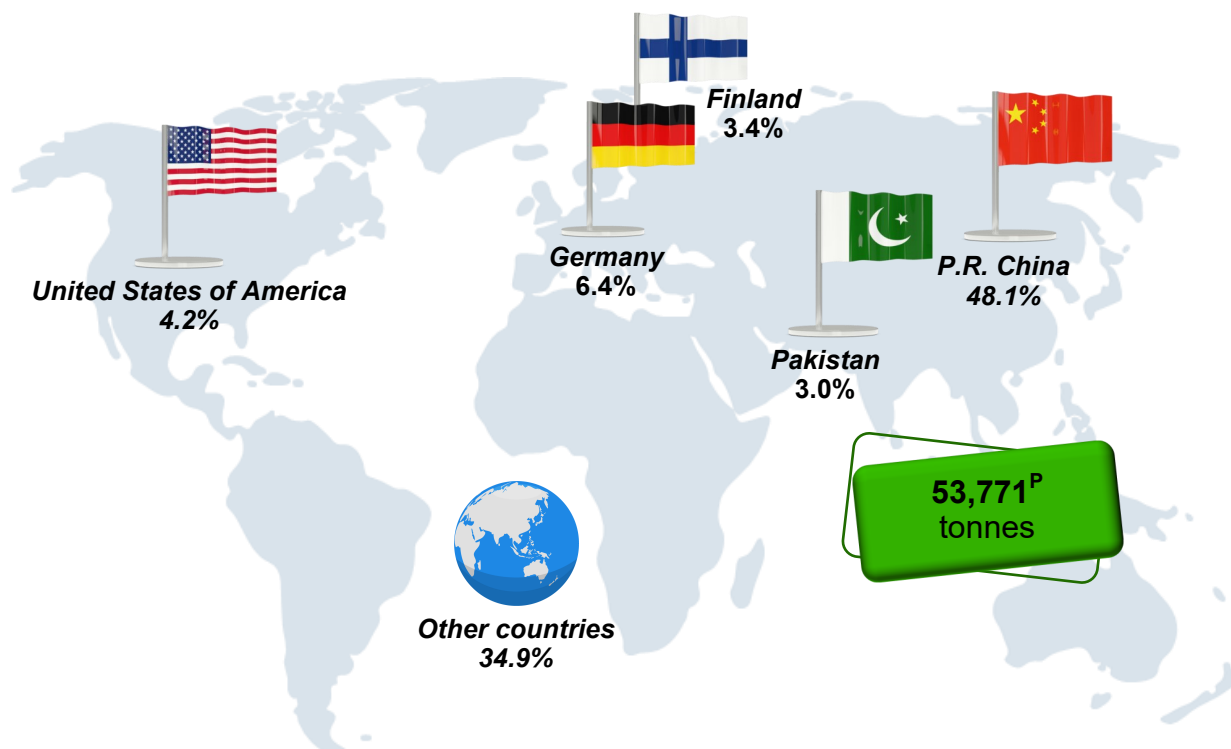
## 2. EXPORTS

Exports of natural rubber in July 2022 was 53,771 tonnes, increased by 10.5 per cent from 48,645 tonnes in the same month last year but decreased by 8.4 per cent as compared to 58,685 tonnes in June 2022. Standard Malaysian Rubber (S.M.R.) contributed 96.7 per cent of the total natural rubber exports where S.M.R. 20 was the highest exports of 31,400 tonnes (60.4%) as shown in Chart 2.

**Chart 2: Exports of Standard Malaysian Rubber (S.M.R.) by grade, July 2022**



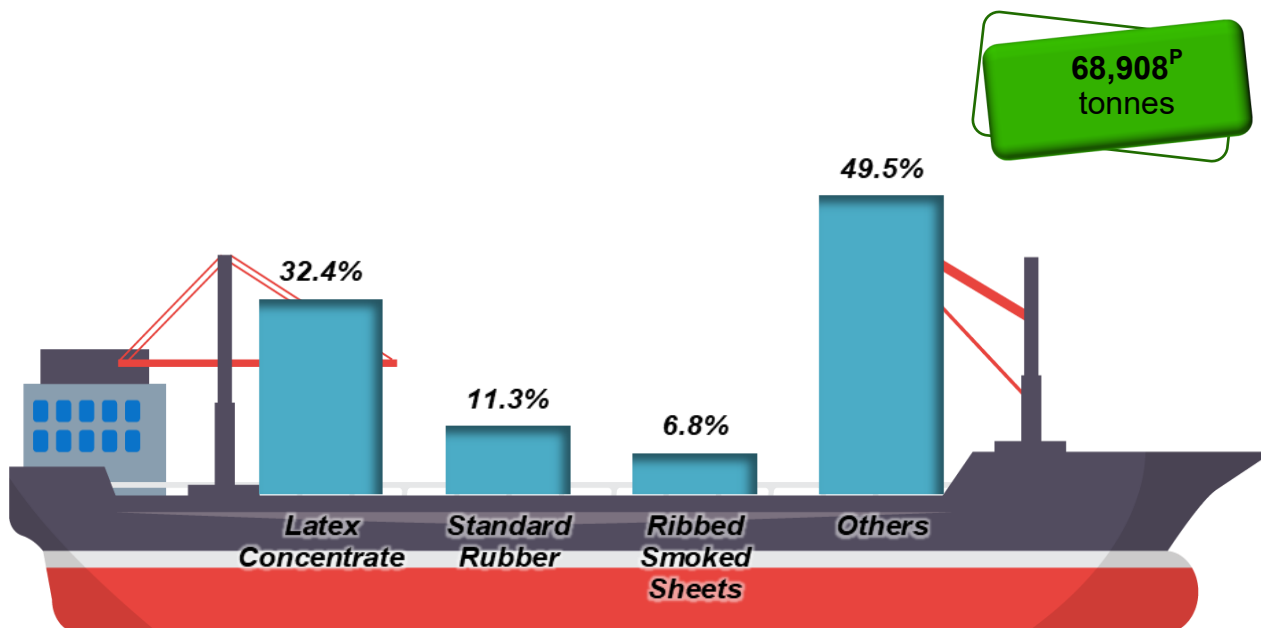
**Chart 3: Main destinations of natural rubber exports, July 2022**



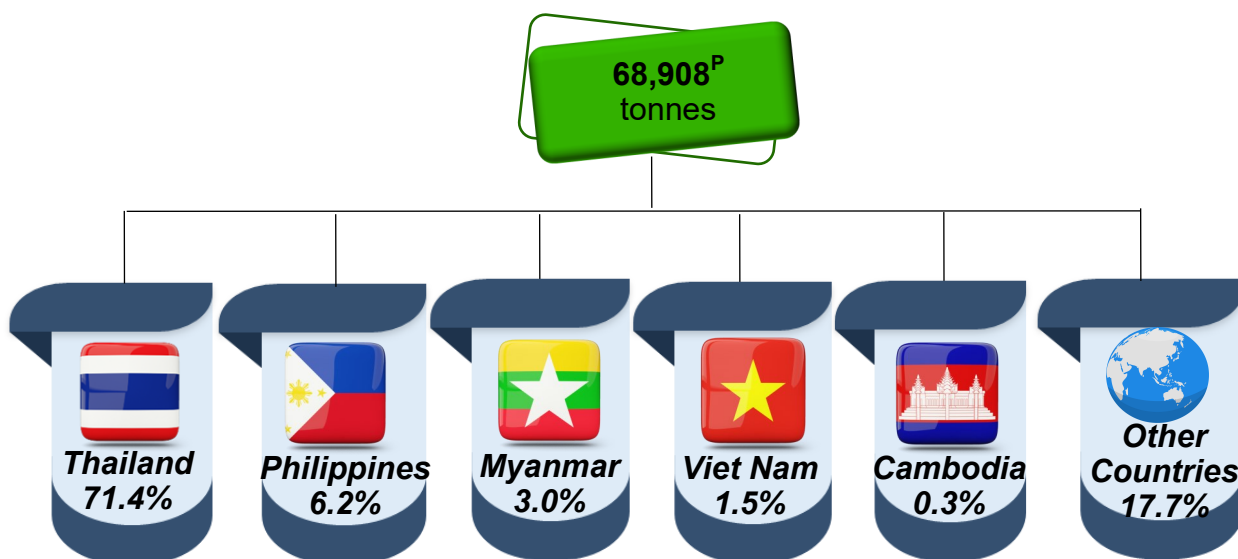
### 3. IMPORTS

Imports of natural rubber in July 2022 was 68,908 tonnes as compared to 89,077 tonnes in July 2021, decreased by 22.6 per cent. Month-on-month comparison showed a decrease of 22.2 per cent. The main types of imported natural rubber were Latex Concentrate (22,346 tonnes) and Standard Rubber (7,784 tonnes). Natural rubber mainly imported from Thailand amounted of 49,196 tonnes.

**Chart 4: Imports of natural rubber by types, July 2022**



**Chart 5: Imports of natural rubber from major countries, July 2022**

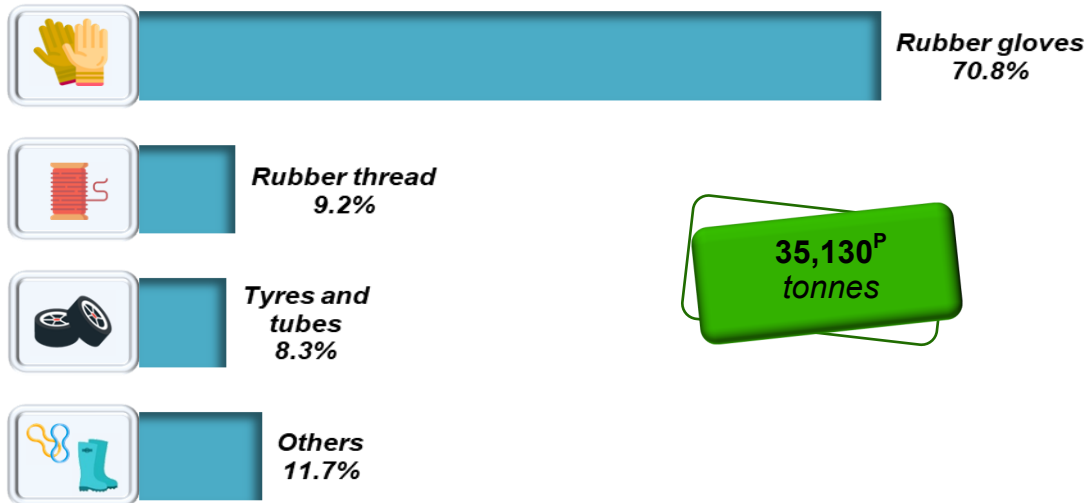




#### 4. DOMESTIC CONSUMPTION

Domestic consumption of natural rubber in July 2022 was 35,130 tonnes, increased by 33.7 per cent against 26,276 tonnes in July 2021. Month-on-month comparison showed a decreased of 3.3 per cent from 36,316 tonnes in the last month. Rubber glove industry was the main industry for the use of natural rubber at 24,885 tonnes (70.8%).

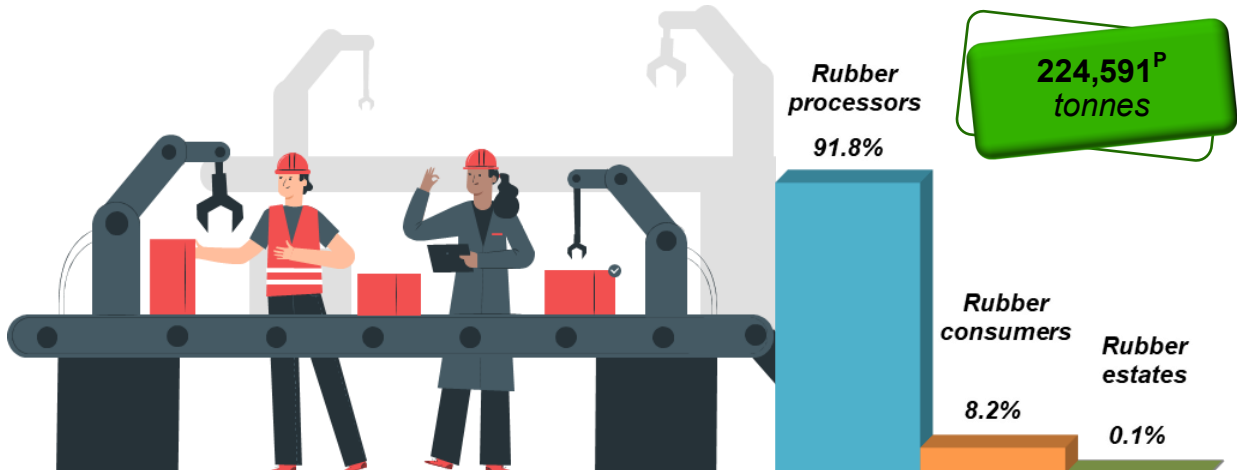
**Chart 6: Domestic consumption of natural rubber by product, July 2022**



#### 5. STOCKS

Stocks of natural rubber decreased 20.0 per cent at the end of July 2022 to 224,591 tonnes against 280,844 tonnes as recorded in July 2021. Month-on-month comparison also showed the stocks decreased by 20.1 per cent.

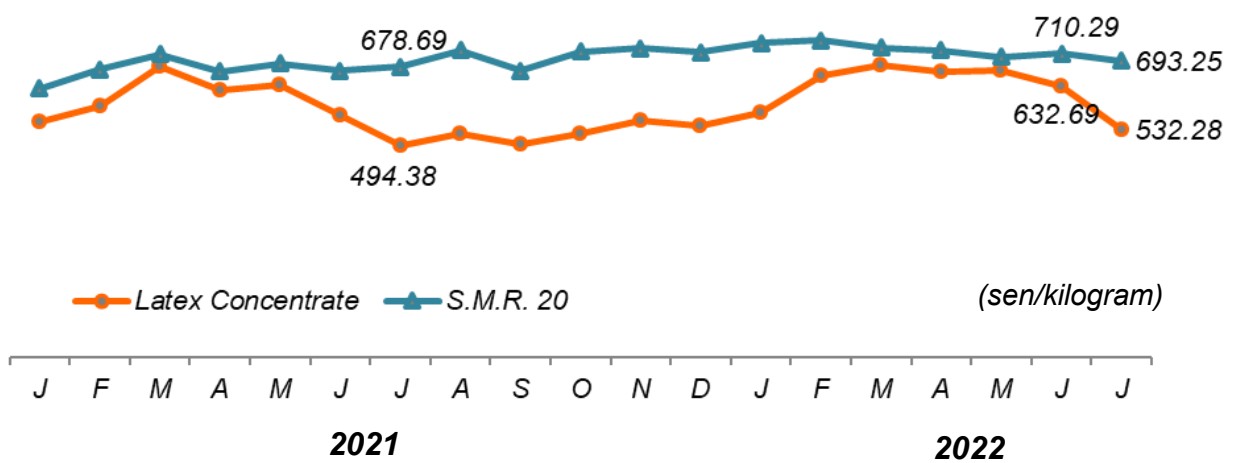
**Chart 7: Stocks of natural rubber at the end of July 2022**



**6. AVERAGE MONTHLY PRICE PER KILOGRAM (Noon Quotations - F.O.B.)**

Average monthly price of S.M.R. 20 in July 2022 was 693.25 sen per kilogram, increased 2.1 per cent against 678.69 sen per kilogram in July 2021 but showed a decreased of 2.4 per cent from 710.29 sen per kilogram a month before. The average monthly price of Latex Concentrate in July 2022 was 532.28 sen per kilogram, increased by 7.7 per cent from 494.38 sen per kilogram in the same month last year but showed a decreased of 15.9 per cent as compared to 632.69 sen per kilogram in June 2022.

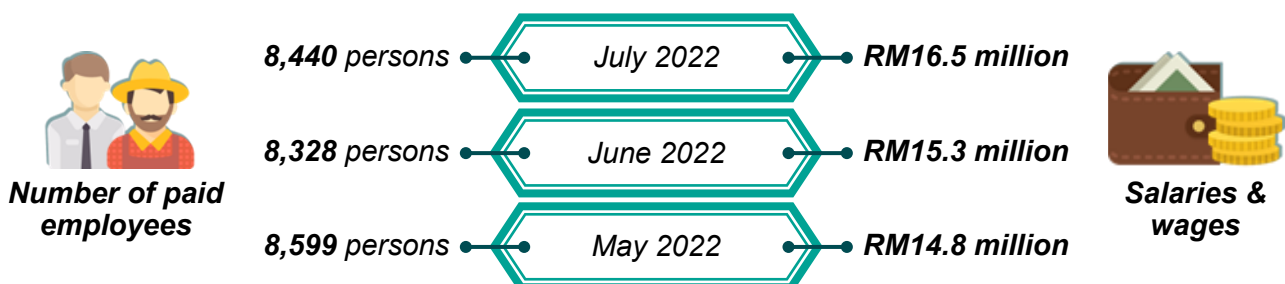
**Chart 8: Average monthly price (noon quotations - F.O.B.) of S.M.R. 20 and Latex Concentrate**



**7. EMPLOYMENT IN ESTATES**

A total of 8,440 paid employees recorded at the end of July 2022 with a increase of 0.8 per cent from July 2021 and also showed an increased of 1.3 per cent (8,328 paid employees) in the previous month. The salaries & wages increased by 14.8 per cent to RM16.5 million against RM14.4 million in July 2021 and month-on-month comparison showed a similar trend an increase of 7.8 per cent.

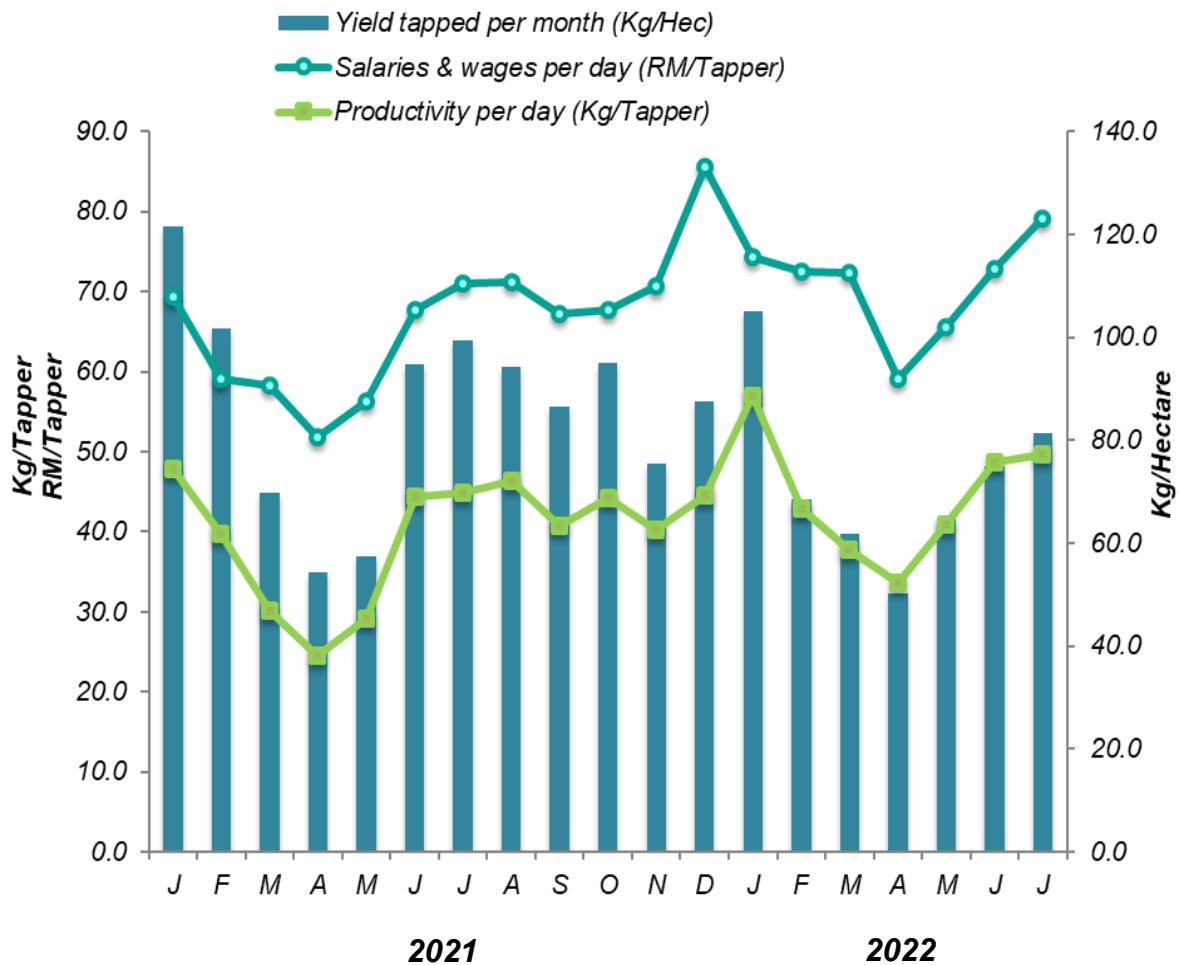
**Chart 9: Number of paid employees and salaries & wages, July 2022**



## 8. PRODUCTIVITY OF ESTATES

Productivity of natural rubber production in the estates was 81.4 kilogram per hectare in July 2022, decreased by 18.0 per cent as compared to July 2021. Month-on-month comparison showed the productivity increased by 8.9 per cent from 74.8 kilogram per hectare.

**Chart 10: Monthly productivity of yield tapped and daily productivity of tappers**





**JADUAL STATISTIK**  
*STATISTICAL TABLES*



**JADUAL 1 : PENAWARAN DAN PERMINTAAN GETAH ASLI**
*Table 1 : Supply and Demand of Natural Rubber*

 Tan metrik **K.G.K.**  
 Tonnes *D.R.C.*

| Tempoh<br><i>Period</i>            | Penawaran<br><i>Supply</i>  |                            |                                  |                                       |   | Permintaan<br><i>Demand</i>                   |                             |  |  |  |
|------------------------------------|---|----------------------------|----------------------------------|---------------------------------------|---|---|-----------------------------|--|--|--|
|                                    | Stok pada awal tempoh<br><i>Stocks at the beginning of period</i> | Import *<br><i>Imports</i> | Pengeluaran<br><i>Production</i> |                                       |   | Jumlah Penawaran Total<br><i>Total Supply</i> | Eksport *<br><i>Exports</i> | Penggunaan Domestik<br><i>Domestic Consumption</i> | Stok pada akhir tempoh<br><i>Stocks at the end of period</i> | Jumlah Permintaan Total<br><i>Total Demand</i> |
|                                    |   |                            | Estet<br><i>Estates</i>          | Kebun Kecil**<br><i>Smallholdings</i> | Jumlah Pengeluaran Total<br><i>Total Production</i> |   |                             |  |  |  |
| <b>2021</b>                        | 285,245   | 1,207,301                  | 45,347                           | 424,322                               | 469,669   | 1,962,215                                     | 653,245                     | 501,961  | 285,245  | 1,440,451                                      |
| <b>2020</b>                        | 244,930   | 1,221,893                  | 56,421                           | 458,281                               | 514,702   | 1,981,525                                     | 565,165                     | 518,732  | 249,551  | 1,333,448                                      |
| <b>2019</b>                        | 174,004   | 1,082,700                  | 61,227                           | 578,603                               | 639,830   | 1,896,534                                     | 631,304                     | 515,466  | 244,930  | 1,391,700                                      |
| <b>2018</b>                        | 230,300   | 1,014,783                  | 55,453                           | 547,876                               | 603,329   | 1,848,412                                     | 638,915                     | 515,603  | 174,004  | 1,328,522                                      |
| <b>2022</b> Jan.-Jul. <sup>P</sup> | 285,245   | 728,916                    | 26,903                           | 187,087                               | 213,990   | 1,228,152                                     | 366,119                     | 278,887  | 224,591  | 869,597  |
| <b>2021</b> Jan.-Jul.              | 249,551   | 734,854                    | 26,598                           | 243,639                               | 270,237   | 1,254,643                                     | 362,650                     | 292,026  | 280,844  | 935,520  |
| <b>2022</b> Jul. <sup>P</sup>      | 281,051   | 68,908                     | 4,372                            | 33,634                                | 38,006  | 387,964                                       | 53,771                      | 35,130   | 224,591  | 313,493  |
| <b>2022</b> Jun                    | 289,429   | 88,521                     | 4,071                            | 27,297                                | 31,369  | 409,319                                       | 58,685                      | 36,316   | 281,051  | 376,052  |
| <b>2022</b> Mei                    | 297,654   | 92,384                     | 3,513                            | 17,561                                | 21,073  | 411,111                                       | 43,194                      | 36,985   | 289,429  | 369,608  |
| <b>2021</b> Jul.                   | 242,072   | 89,077                     | 4,369                            | 44,241                                | 48,610  | 379,759                                       | 48,645                      | 26,276   | 280,844  | 355,765  |
| <b>2021</b> Jun                    | 242,167   | 84,247                     | 4,211                            | 34,596                                | 38,807  | 365,221                                       | 48,589                      | 34,820   | 242,072  | 325,481  |
| <b>2021</b> Mei                    | 258,840   | 98,561                     | 2,575                            | 25,589                                | 28,164  | 385,565                                       | 48,111                      | 42,304   | 242,167  | 332,583  |

 Nota/Notes : <sup>P</sup> Awalan / Provisional

K.G.K ID.R.C - Kandungan Getah Kering/Dry Rubber Content

 \* Import dan Eksport - data hanya meliputi kod getah asli di bawah HS4001.10.000 hingga HS4001.29.999  
*Imports and Exports -the data only covers natural rubber codes under HS4001.10.000 to HS4001.29.999*

 \*\* Termasuk kebun kecil Lembaga Kemajuan Tanah Persekutuan (FELDA)  
*Includes Federal Land Development Authority (FELDA) smallholdings*

**JADUAL 2 : PENGELUARAN GETAH ASLI MENGIKUT HAK MILIK**

Table 2 : Production of Natural Rubber by Ownership

Tan metrik K.G.K.

Tonnes D.R.C.

| Tempoh<br>Period            | Estet<br>Estate                            |   |                 | Kebun Kecil*<br>Smallholding | Jumlah<br>Pengeluaran<br>Total<br>Production |
|-----------------------------|--|---|-----------------|------------------------------|--|
|                             | Residen Malaysia<br>Malaysian<br>Residents | Bukan Residen Malaysia<br>dan Hak Milik Bersama<br>Non-Malaysian Residents<br>and Joint Ownership | Jumlah<br>Total |                              |  |
| 2021                        | 41,895                                     | 3,452   | 45,347          | 424,322                      | 469,669                                      |
| 2020                        | 52,654                                     | 3,767   | 56,421          | 458,281                      | 514,702                                      |
| 2019                        | 58,247                                     | 2,980   | 61,227          | 578,603                      | 639,830                                      |
| 2018                        | 52,286                                     | 3,167   | 55,453          | 547,876                      | 603,329                                      |
| 2022 Jan.-Jul. <sup>P</sup> | 25,617                                     | 1,287   | 26,903          | 187,087                      | 213,990                                      |
| 2021 Jan.-Jul.              | 24,649                                     | 1,950   | 26,598          | 243,639                      | 270,237                                      |
| 2022 Jul. <sup>P</sup>      | 4,131                                      | 241   | 4,372           | 44,238                       | 48,610                                       |
| Jun                         | 3,957                                      | 115   | 4,071           | 27,297                       | 31,369                                       |
| Mei                         | 3,495                                      | 17  | 3,513           | 17,561                       | 21,073                                       |
| 2021 Jul.                   | 4,120                                      | 249   | 4,369           | 44,241                       | 48,610                                       |
| Jun                         | 4,131                                      | 80  | 4,211           | 34,596                       | 38,807                                       |
| Mei                         | 2,571                                      | 4   | 2,575           | 25,589                       | 28,164                                       |

 Nota/Notes : <sup>P</sup> Awalan / Provisional

K.G.K / D.R.C - Kandungan Getah Kering / Dry Rubber Content

\* Termasuk kebun kecil Lembaga Kemajuan Tanah Persekutuan (FELDA)

Includes Federal Land Development Authority (FELDA) smallholdings

**JADUAL 3 : EKSPORT GETAH ASLI MENGIKUT JENIS TERPILIH**

Table 3 : Exports of Natural Rubber by Selected Types

Tan metrik K.G.K.

Tonnes D.R.C.

| Jenis<br>Type  | Ke dan melalui Singapura<br>To and via Singapore |          |          |                                |                   | Terus Negeri Asing<br>Direct Foreign |               |               |                                |                   | Jumlah<br>Total   |               |               |                                |                   |
|--|--|----------|----------|--------------------------------|-------------------|--------------------------------------|---------------|---------------|--------------------------------|-------------------|-------------------|---------------|---------------|--------------------------------|-------------------|
|  | 2022   |          |          | Jumlah Terkumpul<br>Cumulative |                   | 2022                                 |               |               | Jumlah Terkumpul<br>Cumulative |                   | 2022              |               |               | Jumlah Terkumpul<br>Cumulative |                   |
|  | Jul. <sup>P</sup>                                | Jun      | Mei      | Jan.-Jul. <sup>P</sup><br>2022 | Jan.-Jul.<br>2021 | Jul. <sup>P</sup>                    | Jun           | Mei           | Jan.-Jul. <sup>P</sup><br>2022 | Jan.-Jul.<br>2021 | Jul. <sup>P</sup> | Jun           | Mei           | Jan.-Jul. <sup>P</sup><br>2022 | Jan.-Jul.<br>2021 |
| <b>Getah Asap Berbunga</b><br><i>Ribbed Smoked Sheets</i>      | -  | -        | -        | 1                              | -                 | -                                    | 20            | -             | 167                            | 77                | -                 | 20            | -             | 168                            | 77                |
| <b>Lateks Pekat</b><br><i>Latex Concentrate</i>                | 2  | -        | 1        | 12                             | 25                | 1,754                                | 1,462         | 1,196         | 10,201                         | 11,415            | 1,756             | 1,462         | 1,197         | 10,213                         | 11,439            |
| <b>Getah Mutu Malaysia</b><br><i>Standard Malaysian Rubber</i> | -  | 6        | 1        | 114                            | 54                | 51,983                               | 57,114        | 41,919        | 355,028                        | 350,427           | 51,983            | 57,120        | 41,920        | 355,142                        | 350,481           |
| <b>Jenis-jenis lain</b><br><i>Other types</i>                  | -  | -        | -        | -                              | -                 | 31                                   | 83            | 77            | 596                            | 652               | 31                | 83            | 77            | 596                            | 652               |
| <b>Jumlah</b><br><i>Total</i>                                  | <b>2</b>   | <b>6</b> | <b>2</b> | <b>127</b>                     | <b>79</b>         | <b>53,769</b>                        | <b>58,679</b> | <b>43,192</b> | <b>365,992</b>                 | <b>362,571</b>    | <b>53,771</b>     | <b>58,685</b> | <b>43,194</b> | <b>366,119</b>                 | <b>362,650</b>    |

| Jenis<br>Type  | Ke dan melalui Singapura<br>To and via Singapore |              |               |              | Terus Negeri Asing<br>Direct Foreign |                |                |                | Jumlah<br>Total |                |                |                |
|--|--|--------------|---------------|--------------|--------------------------------------|----------------|----------------|----------------|-----------------|----------------|----------------|----------------|
|  | 2021   | 2020         | 2019          | 2018         | 2021                                 | 2020           | 2019           | 2018           | 2021            | 2020           | 2019           | 2018           |
| <b>Getah Asap Berbunga</b><br><i>Ribbed Smoked Sheets</i>      | -  | -            | 3             | 2            | 3,305                                | 285            | 2,394          | 1,288          | 3,305           | 286            | 2,397          | 1,290          |
| <b>Lateks Pekat</b><br><i>Latex Concentrate</i>                | 27   | 43           | 35            | 73           | 21,079                               | 19,631         | 23,153         | 26,945         | 21,106          | 19,674         | 23,188         | 27,019         |
| <b>Getah Mutu Malaysia</b><br><i>Standard Malaysian Rubber</i> | 66   | 2,916        | 11,866        | 7,627        | 624,268                              | 541,550        | 593,191        | 601,807        | 624,334         | 544,465        | 605,056        | 609,435        |
| <b>Jenis-jenis lain</b><br><i>Other types</i>                  | -  | -            | -             | -            | 4,501                                | 741            | 662            | 1,172          | 4,501           | 741            | 662            | 1,172          |
| <b>Jumlah</b><br><i>Total</i>                                  | <b>93</b>  | <b>2,959</b> | <b>11,904</b> | <b>7,703</b> | <b>653,152</b>                       | <b>562,206</b> | <b>619,400</b> | <b>631,212</b> | <b>653,245</b>  | <b>565,165</b> | <b>631,304</b> | <b>638,915</b> |

 Nota/Notes : <sup>P</sup> Awalan / Provisional

K.G.K / D.R.C - Kandungan Getah Kering / Dry Rubber Content

Jumlah berbeza disebabkan pembundaran / The total differs due to rounding



**JADUAL 4 : EKSPORT GETAH ASLI MENGIKUT NEGARA YANG DITUJU**

Table 4 : Exports of Natural Rubber by Country of Destination

Tan metrik K.G.K.

Tonnes D.R.C.

| Negara-Negara Utama<br><i>Major Countries</i>                   | 2021    | 2020    | 2019    | 2018    | 2022              |        |        | Jumlah Terkumpul       | 2021   |        |        | Jumlah Terkumpul |
|---|---------|---------|---------|---------|-------------------|--------|--------|------------------------|--------|--------|--------|------------------|
|   |         |         |         |         |                   |        |        | Cumulative             |        |        |        | Cumulative       |
|   |         |         |         |         | Jul. <sup>P</sup> | Jun    | Mei    | Jan.-Jul. <sup>P</sup> | Jul.   | Jun    | Mei    | Jan.-Jul.        |
|   |         |         |         |         | 2022              |        |        | 2021                   |        |        | 2021   |                  |
| <b>Afrika Selatan</b><br><i>South Africa</i>                    | 4,506   | 3,564   | 4,152   | 5,179   | 202               | 44     | 635    | 2,235                  | 839    | 272    | 525    | 2,849            |
| <b>Amerika Syarikat/U.S.A</b>                                   | 39,186  | 18,655  | 25,028  | 17,487  | 2,258             | 3,390  | 5,375  | 25,258                 | 3,723  | 2,773  | 1,471  | 15,969           |
| <b>Argentina</b>  | 5,796   | 3,620   | 4,505   | 2,576   | 411               | 695    | 365    | 3,257                  | 451    | 222    | 578    | 3,274            |
| <b>Belanda/Netherlands</b>                                      | 1,079   | 2,671   | 2,892   | 2,651   | 46                | 145    | 83     | 558                    | 30     | 229    | 153    | 873              |
| <b>Belgium</b>  | 7,481   | 1,790   | 2,498   | 3,773   | -                 | -      | -      | 63                     | 10     | 60     | 65     | 7,270            |
| <b>Brazil</b>   | 12,036  | 10,987  | 14,033  | 11,313  | 896               | 864    | 1,933  | 8,450                  | 454    | 1,149  | 595    | 6,953            |
| <b>China</b>  | 315,556 | 292,689 | 309,358 | 311,688 | 25,851            | 23,418 | 19,260 | 162,137                | 21,700 | 26,194 | 26,133 | 179,466          |
| <b>Finland</b>  | 25,885  | 18,467  | 27,317  | 24,628  | 1,814             | 2,218  | 1,613  | 14,052                 | 2,419  | 3,629  | 706    | 15,342           |
| <b>Greece</b>   | 273     | 382     | 151     | 284     | 18                | -      | 11     | 119                    | 11     | 23     | -      | 154              |
| <b>Hong Kong</b>  | 41      | 31      | 30      | 108     | -                 | 3      | -      | 23                     | -      | 1      | 10     | 21               |
| <b>Iran, Republik Islam</b><br><i>Iran, Islamic Republic of</i> | 15,076  | 20,132  | 27,296  | 34,589  | 259               | 1,532  | 885    | 8,517                  | 1,124  | 260    | 463    | 9,202            |
| <b>Itali/Italy</b>  | 5,216   | 6,195   | 9,369   | 6,346   | 582               | 417    | 341    | 3,308                  | 505    | 450    | 271    | 3,534            |
| <b>Jepun/Japan</b>  | 5,081   | 2,454   | 3,598   | 4,312   | 403               | 257    | 580    | 3,388                  | 533    | 474    | 575    | 3,805            |
| <b>Jerman/Germany</b>   | 28,596  | 57,442  | 71,080  | 89,673  | 3,463             | 3,081  | 664    | 13,674                 | 612    | 1,236  | 1,975  | 19,555           |
| <b>Kanada/Canada</b>  | 3,561   | 2,758   | 1,552   | 1,956   | 121               | 484    | 161    | 1,755                  | 539    | 323    | 141    | 2,553            |
| <b>Korea, Rep.</b><br><i>Korea, Rep. of</i>                     | 8,575   | 9,139   | 12,205  | 14,124  | 470               | 329    | 209    | 3,102                  | 667    | 1,100  | 779    | 5,295            |

 Nota/Notes : <sup>P</sup> Awalan / Provisional

K.G.K / D.R.C - Kandungan Getah Kering / Dry Rubber Content

**JADUAL 4 : EKSPORT GETAH ASLI MENGIKUT NEGARA YANG DITUJU (samb.)**

Table 4 : Exports of Natural Rubber by Country of Destination (cont'd)

Tan metrik K.G.K.

Tonnes D.R.C.

| Negara-Negara Utama<br>Major Countries | 2021           | 2020           | 2019           | 2018           | 2022              |               |               | Jumlah Terkumpul<br>Cumulative | 2021          |               |               | Jumlah Terkumpul<br>Cumulative |
|--|----------------|----------------|----------------|----------------|-------------------|---------------|---------------|--------------------------------|---------------|---------------|---------------|--------------------------------|
|  |                |                |                |                | Jul. <sup>P</sup> | Jun           | Mei           | Jan.-Jul. <sup>P</sup><br>2022 | Jul.          | Jun           | Mei           | Jan.-Jul.<br>2021              |
| Mesir/Egypt                            | 8,715          | 7,642          | 9,170          | 7,969          | 1,053             | 879           | 693           | 7,029                          | 1,310         | 771           | 295           | 5,017                          |
| Mexico                                 | 1,771          | 257            | 1,995          | 4,677          | 202               | 202           | 18            | 1,830                          | 240           | 222           | 81            | 682                            |
| Pakistan                               | 10,998         | 2,446          | 2,492          | 3,724          | 1,640             | 1,258         | 1,188         | 6,374                          | 441           | 1,117         | 534           | 4,896                          |
| Perancis/France                        | 9,650          | 6,176          | 7,613          | 7,774          | 48                | 397           | 95            | 2,088                          | 455           | 462           | 300           | 2,864                          |
| Poland                                 | 1,237          | 1,373          | 1,951          | 3,154          | 24                | 84            | 115           | 594                            | 43            | 187           | 20            | 634                            |
| Portugal                               | 3,327          | 4,980          | 8,075          | 8,570          | 141               | 181           | 40            | 1,362                          | 1             | 101           | -             | 1,694                          |
| Sepanyol/Spain                         | 2,304          | 2,229          | 1,945          | 1,701          | 151               | 183           | 96            | 650                            | 130           | 163           | 164           | 1,200                          |
| Singapura<br>Singapore                 | 52             | 60             | 755            | 704            | 2                 | 6             | 2             | 26                             | 10            | 8             | 4             | 38                             |
| Sweden                                 | 426            | 482            | 696            | 866            | 2                 | 20            | -             | 102                            | 38            | 40            | 58            | 317                            |
| Taiwan                                 | 4,068          | 13,728         | 12,097         | 5,032          | 241               | 352           | 186           | 1,760                          | 99            | 50            | 180           | 3,143                          |
| Turki/Turkiye                          | 16,809         | 14,814         | 13,632         | 15,897         | 1,115             | 1,578         | 1,943         | 10,909                         | 1,384         | 1,116         | 1,345         | 9,794                          |
| Ukraine                                | 42             | 57             | 59             | 84             | -                 | -             | -             | 11                             | -             | -             | 10            | 42                             |
| United Kingdom                         | 2,118          | 2,512          | 4,450          | 5,258          | 61                | 156           | 31            | 744                            | 69            | 181           | 122           | 1,308                          |
| Vietnam                                | 1,822          | 3,093          | 7,555          | 5,608          | 43                | 29            | 12            | 196                            | 162           | 61            | 71            | 1,161                          |
| Negara lain<br>Other countries         | 111,963        | 54,338         | 43,754         | 37,212         | 12,252            | 16,484        | 6,662         | 82,545                         | 10,644        | 5,717         | 10,490        | 53,748                         |
| <b>Jumlah</b><br>Total                 | <b>653,245</b> | <b>565,165</b> | <b>631,304</b> | <b>638,915</b> | <b>53,771</b>     | <b>58,685</b> | <b>43,194</b> | <b>366,119</b>                 | <b>48,645</b> | <b>48,589</b> | <b>48,111</b> | <b>362,650</b>                 |

 Nota/Notes : <sup>P</sup> Awalan / Provisional

K.G.K / D.R.C - Kandungan Getah Kering / Dry Rubber Content

Jumlah berbeza disebabkan pembundaran / The total differs due to rounding

**JADUAL 5: EKSPORT GETAH MUTU MALAYSIA (G.M.M.) MENGIKUT GRED**

Table 5: Exports of Standard Malaysian Rubber (S.M.R.) by Grade

 Tan metrik K.G.K.  
 Tonnes D.R.C.

| Gred<br>Grade           |                |                |                |                | 2022              |               |               | Jumlah Terkumpul<br>Cumulative | 2021          |               |               | Jumlah Terkumpul<br>Cumulative |
|-------------------------|----------------|----------------|----------------|----------------|-------------------|---------------|---------------|--------------------------------|---------------|---------------|---------------|--------------------------------|
|                         | 2021           | 2020           | 2019           | 2018           | Jul. <sup>P</sup> | Jun           | Mei           | Jan.-Jul. <sup>P</sup><br>2022 | Jul.          | Jun           | Mei           | Jan.-Jul.<br>2021              |
| G.M.M. L<br>S.M.R. L    | 759            | 1,072          | 1,358          | 1,736          | 0                 | 40            | 50            | 290                            | 20            | 89            | 30            | 478                            |
| G.M.M. 5<br>S.M.R. 5    | 3,003          | 3,011          | 2,661          | 3,378          | 161               | 141           | 101           | 1,250                          | 222           | 242           | 234           | 1,954                          |
| G.M.M. 10<br>S.M.R. 10  | 165,867        | 143,681        | 183,980        | 196,819        | 18,179            | 21,780        | 10,617        | 108,191                        | 13,954        | 11,630        | 14,628        | 95,982                         |
| G.M.M. 20<br>S.M.R. 20  | 418,311        | 366,475        | 382,419        | 369,172        | 31,400            | 31,347        | 26,464        | 220,787                        | 30,494        | 32,722        | 28,742        | 231,971                        |
| G.M.M. GP<br>S.M.R. GP  | 19,534         | 16,846         | 23,033         | 27,843         | 1,598             | 3,212         | 820           | 12,067                         | 1,148         | 871           | 2,433         | 10,589                         |
| G.M.M. CV<br>S.M.R. CV  | 9,333          | 10,995         | 9,459          | 7,422          | 543               | 596           | 402           | 3,743                          | 925           | 918           | 663           | 6,760                          |
| Lain-Lain *<br>Others   | 7,528          | 2,384          | 2,146          | 3,064          | 103               | 4             | 3,467         | 8,812                          | 101           | 847           | 142           | 2,747                          |
| <b>Jumlah<br/>Total</b> | <b>624,334</b> | <b>544,465</b> | <b>605,056</b> | <b>609,435</b> | <b>51,983</b>     | <b>57,120</b> | <b>41,920</b> | <b>355,142</b>                 | <b>46,863</b> | <b>47,319</b> | <b>46,873</b> | <b>350,481</b>                 |

 Nota/Notes : <sup>P</sup> Awalan / Provisional

\* Lain-lain termasuk housegrade / Others includes housegrade

K.G.K / D.R.C - Kandungan Getah Kering / Dry Rubber Content

Jumlah berbeza disebabkan pembundaran / The total differs due to rounding

**JADUAL 6 : IMPORT GETAH ASLI MENGIKUT JENIS TERPILIH**
*Table 6 : Imports of Natural Rubber by Selected Types*

 Tan metrik K.G.K.  
 Tonnes D.R.C.

| Jenis<br>Type   | Dari dan melalui Singapura<br>From and via Singapore |              |            |                                |                  | Terus Negeri Asing<br>Direct Foreign |               |               |                                |                   | Jumlah<br>Total   |               |               |                                |                   |
|---|--|--------------|------------|--------------------------------|------------------|--------------------------------------|---------------|---------------|--------------------------------|-------------------|-------------------|---------------|---------------|--------------------------------|-------------------|
|   | 2022   |              |            | Jumlah Terkumpul<br>Cumulative |                  | 2022                                 |               |               | Jumlah Terkumpul<br>Cumulative |                   | 2022              |               |               | Jumlah Terkumpul<br>Cumulative |                   |
|   | Jul. <sup>P</sup>                                    | Jun          | Mei        | Jan.-Jul. <sup>P</sup><br>2022 | Jan.-Jun<br>2021 | Jul. <sup>P</sup>                    | Jun           | Mei           | Jan.-Jul. <sup>P</sup><br>2022 | Jan.-Jul.<br>2021 | Jul. <sup>P</sup> | Jun           | Mei           | Jan.-Jul. <sup>P</sup><br>2022 | Jan.-Jul.<br>2021 |
| <b>Getah Asap Berbunga</b><br><i>Ribbed Smoked Sheets</i> | -  | -            | -          | 2,222                          | 7,130            | 4,666                                | 8,959         | 8,510         | 81,384                         | 39,955            | 4,666             | 8,959         | 8,510         | 83,606                         | 47,085            |
| <b>Lateks Pekat</b><br><i>Latex Concentrate</i>           | -  | -            | -          | -                              | 3                | 22,346                               | 25,450        | 24,512        | 193,664                        | 191,203           | 22,346            | 25,450        | 24,512        | 193,664                        | 191,205           |
| <b>Getah Berpiawaian*</b><br><i>Standard Rubber</i>       | -  | 840          | -          | 2,942                          | 244              | 7,784                                | 9,481         | 8,266         | 89,105                         | 104,576           | 7,784             | 10,321        | 8,266         | 92,047                         | 104,821           |
| <b>Jenis-jenis lain</b><br><i>Other types</i>             | 334  | 972          | 791        | 5,006                          | 9,727            | 33,779                               | 42,818        | 50,304        | 354,594                        | 382,016           | 34,112            | 43,790        | 51,095        | 359,600                        | 391,744           |
| <b>Jumlah</b><br><i>Total</i>                             | <b>334</b>   | <b>1,812</b> | <b>791</b> | <b>10,170</b>                  | <b>17,104</b>    | <b>68,574</b>                        | <b>86,709</b> | <b>91,593</b> | <b>718,746</b>                 | <b>717,750</b>    | <b>68,908</b>     | <b>88,521</b> | <b>92,384</b> | <b>728,916</b>                 | <b>734,854</b>    |

| Jenis<br>Type   | Dari dan melalui Singapura<br>From and via Singapore |               |              |               | Terus Negeri Asing<br>Direct Foreign |                  |                  |                  | Jumlah<br>Total  |                  |                  |                  |
|---|--|---------------|--------------|---------------|--------------------------------------|------------------|------------------|------------------|------------------|------------------|------------------|------------------|
|   | 2021   | 2020          | 2019         | 2018          | 2021                                 | 2020             | 2019             | 2018             | 2021             | 2020             | 2019             | 2018             |
| <b>Getah Asap Berbunga</b><br><i>Ribbed Smoked Sheets</i> | 8,160  | 6,770         | 924          | 20            | 80,552                               | 29,801           | 46,210           | 48,080           | 88,712           | 36,571           | 47,134           | 48,100           |
| <b>Lateks Pekat</b><br><i>Latex Concentrate</i>           | 7  | 597           | 2            | -             | 337,247                              | 347,714          | 312,005          | 333,427          | 337,254          | 348,311          | 312,006          | 333,427          |
| <b>Getah Berpiawaian*</b><br><i>Standard Rubber</i>       | 262  | 318           | 1            | 318           | 165,251                              | 192,548          | 226,200          | 226,836          | 165,513          | 192,865          | 226,202          | 227,153          |
| <b>Jenis-jenis lain</b><br><i>Other types</i>             | 12,048   | 18,511        | 7,538        | 12,040        | 603,773                              | 625,635          | 489,819          | 394,063          | 615,822          | 644,146          | 497,358          | 406,102          |
| <b>Jumlah</b><br><i>Total</i>                             | <b>20,478</b>  | <b>26,195</b> | <b>8,465</b> | <b>12,377</b> | <b>1,186,823</b>                     | <b>1,195,697</b> | <b>1,074,235</b> | <b>1,002,406</b> | <b>1,207,301</b> | <b>1,221,893</b> | <b>1,082,700</b> | <b>1,014,783</b> |

 Nota/Notes : <sup>P</sup> Awalan / Provisional

\* Piawaian getah secara teknikal setaraf dengan G.M.M. / Rubber by technical standard similar to S.M.R.

K.G.K / D.R.C - Kandungan Getah Kering / Dry Rubber Content

Jumlah berbeza disebabkan pembundaran / The total differs due to rounding

**JADUAL 7 : IMPORT GETAH ASLI MENGIKUT NEGARA ASAL**

Table 7: Imports of Natural Rubber by Country of Origin

Tan metrik K.G.K.

Tonnes D.R.C.

| Negara Asal<br>Country of Origin | Dari dan melalui Singapura<br>From and via Singapore |              |            |                                |                   | Terus Negeri Asing<br>Direct Foreign |               |               |                                |                   | Jumlah<br>Total   |               |               |                                |                   |
|----------------------------------|--|--------------|------------|--------------------------------|-------------------|--------------------------------------|---------------|---------------|--------------------------------|-------------------|-------------------|---------------|---------------|--------------------------------|-------------------|
|                                  | 2022   |              |            | Jumlah Terkumpul<br>Cumulative |                   | 2022                                 |               |               | Jumlah Terkumpul<br>Cumulative |                   | 2022              |               |               | Jumlah Terkumpul<br>Cumulative |                   |
|                                  | Jul. <sup>P</sup>                                    | Jun          | Mei        | Jan.-Jul. <sup>P</sup><br>2022 | Jan.-Jul.<br>2021 | Jul. <sup>P</sup>                    | Jun           | Mei           | Jan.-Jul. <sup>P</sup><br>2022 | Jan.-Jul.<br>2021 | Jul. <sup>P</sup> | Jun           | Mei           | Jan.-Jul. <sup>P</sup><br>2022 | Jan.-Jul.<br>2021 |
| Indonesia Rep.                   | -  | -            | -          | 2                              | -                 | -                                    | 84            | -             | 2,115                          | 5,805             | -                 | 84            | -             | 2,117                          | 5,805             |
| Kemboja/Cambodia                 | -  | -            | -          | -                              | -                 | 200                                  | -             | -             | 874                            | 952               | 200               | -             | -             | 874                            | 952               |
| India                            | -  | -            | -          | -                              | 10                | -                                    | 125           | -             | 4,223                          | 7,004             | -                 | 125           | -             | 4,223                          | 7,014             |
| Myanmar                          | -  | -            | -          | 3,188                          | 6,500             | 2,089                                | 5,703         | 5,549         | 66,618                         | 37,129            | 2,089             | 5,703         | 5,549         | 69,806                         | 43,629            |
| Filipina/Philippines             | -  | -            | -          | -                              | -                 | 4,241                                | 6,167         | 13,479        | 93,550                         | 96,982            | 4,241             | 6,167         | 13,479        | 93,550                         | 96,982            |
| Thailand                         | -  | 0            | -          | 0                              | -                 | 49,196                               | 46,947        | 35,739        | 316,360                        | 279,366           | 49,196            | 46,947        | 35,739        | 316,360                        | 279,366           |
| Viet Nam                         | -  | -            | -          | -                              | -                 | 999                                  | 791           | 476           | 5,550                          | 6,366             | 999               | 791           | 476           | 5,550                          | 6,366             |
| Negara lain/Other countries      | 334  | 1,812        | 791        | 6,980                          | 10,594            | 11,848                               | 26,892        | 36,350        | 229,457                        | 284,146           | 12,182            | 28,704        | 37,141        | 236,436                        | 294,740           |
| <b>Jumlah<br/>Total</b>          | <b>334</b>   | <b>1,812</b> | <b>791</b> | <b>10,170</b>                  | <b>17,104</b>     | <b>68,574</b>                        | <b>86,709</b> | <b>91,593</b> | <b>718,746</b>                 | <b>717,750</b>    | <b>68,908</b>     | <b>88,521</b> | <b>92,384</b> | <b>728,916</b>                 | <b>734,854</b>    |

| Negara Asal<br>Country of Origin | Dari dan melalui Singapura<br>From and via Singapore |               |              |               | Terus Negeri Asing<br>Direct Foreign |                  |                  |                  | Jumlah<br>Total  |                  |                  |                  |
|----------------------------------|--|---------------|--------------|---------------|--------------------------------------|------------------|------------------|------------------|------------------|------------------|------------------|------------------|
|                                  | 2021   | 2020          | 2019         | 2018          | 2021                                 | 2020             | 2019             | 2018             | 2021             | 2020             | 2019             | 2018             |
| Indonesia Rep.                   | 0  | -             | 22           | -             | 6,782                                | 19,365           | 4,679            | 3,997            | 6,782            | 19,365           | 4,701            | 3,997            |
| Kemboja/Cambodia                 | -  | -             | -            | -             | 1,277                                | 1,840            | 9,531            | 17,363           | 1,277            | 1,840            | 9,531            | 17,363           |
| India                            | 10   | -             | -            | 23            | 7,361                                | 3,147            | 6,735            | 6,291            | 7,372            | 3,147            | 6,735            | 6,313            |
| Myanmar                          | 6,900  | 6,730         | 902          | -             | 74,604                               | 21,350           | 36,759           | 27,519           | 81,504           | 28,080           | 37,661           | 27,519           |
| Filipina/Philippines             | -  | -             | 200          | -             | 156,806                              | 130,140          | 110,874          | 98,186           | 156,806          | 130,140          | 111,074          | 98,186           |
| Thailand                         | -  | -             | 1            | -             | 512,815                              | 478,136          | 486,098          | 480,053          | 512,815          | 478,136          | 486,099          | 480,053          |
| Viet Nam                         | -  | -             | -            | -             | 9,024                                | 14,390           | 42,392           | 75,570           | 9,024            | 14,390           | 42,392           | 75,570           |
| Negara lain/Other countries      | 13,567   | 19,465        | 7,340        | 12,354        | 418,154                              | 527,329          | 377,167          | 293,427          | 431,721          | 546,794          | 384,507          | 305,782          |
| <b>Jumlah<br/>Total</b>          | <b>20,478</b>  | <b>26,195</b> | <b>8,465</b> | <b>12,377</b> | <b>1,186,823</b>                     | <b>1,195,697</b> | <b>1,074,235</b> | <b>1,002,406</b> | <b>1,207,301</b> | <b>1,221,893</b> | <b>1,082,700</b> | <b>1,014,783</b> |

 Nota/Notes : <sup>P</sup> Awalan / Provisional

K.G.K / D.R.C - Kandungan Getah Kering / Dry Rubber Content

Jumlah berbeza disebabkan pembundaran / The total differs due to rounding

**JADUAL 8: STOK GETAH ASLI PADA AKHIR BULAN MENGIKUT BANCI**

Table 8: Stocks of Natural Rubber held at the end of the month by Census

Tan metrik K.G.K.  
Tonnes D.R.C.

| Banci<br>Census                                    | Pada<br>akhir<br>bulan<br><i>At the end<br/>of the<br/>month</i> | 2022              |                |                | 2021           |                |                |
|--|--|-------------------|----------------|----------------|----------------|----------------|----------------|
|  |  | Jul. <sup>P</sup> | Jun            | Mei            | Jul.           | Jun            | Mei            |
| <b>Estet Getah</b><br><i>Rubber Estates</i>        |  | 150               | 237            | 221            | 554            | 496            | 351            |
| <b>Pemproses Getah</b><br><i>Rubber Processors</i> |  | 206,087           | 260,910        | 268,411        | 256,655        | 217,317        | 218,023        |
| <b>Pengguna Getah</b><br><i>Rubber Consumers</i>   |  | 18,354            | 19,904         | 20,797         | 23,635         | 24,259         | 23,792         |
| <b>Jumlah</b><br><i>Total</i>                      |  | <b>224,591</b>    | <b>281,051</b> | <b>289,429</b> | <b>280,844</b> | <b>242,072</b> | <b>242,167</b> |

**JADUAL 9 : PENGLUARAN DAN STOK LATEKS PEKAT**

Table 9 : Production and Stocks of Concentrated Latex

Tan metrik K.G.K.  
Tonnes D.R.C.

| Tempoh<br><i>Period</i>            | Pengeluaran<br><i>Production</i> | Stok pada<br>akhir tempoh<br><i>Stocks at the<br/>end of period</i> |
|------------------------------------|----------------------------------|---|
| <b>2021</b>                        | 34,055                           | 23,774  |
| <b>2020</b>                        | 34,453                           | 24,788  |
| <b>2019</b>                        | 41,338                           | 29,437  |
| <b>2018</b>                        | 41,071                           | 29,636  |
| <b>2022</b> Jan.-Jul. <sup>P</sup> | 19,111                           | 18,744  |
| <b>2021</b> Jan.-Jul.              | 20,075                           | 23,297  |
| <b>2022</b> Jul. <sup>P</sup>      | 2,698                            | 18,744  |
| Jun                                | 3,433                            | 20,040  |
| Mei                                | 2,393                            | 19,928  |
| <b>2021</b> Jul.                   | 3,356                            | 23,297  |
| Jun                                | 2,978                            | 23,698  |
| Mei                                | 2,176                            | 22,255  |

Nota/Notes : <sup>P</sup> Awalan / Provisional

K.G.K / D.R.C - Kandungan Getah Kering / Dry Rubber Content

**JADUAL 10 : PENGGUNAAN DOMESTIK GETAH ASLI MENGIKUT INDUSTRI**

Table 10 : Domestic Consumption of Natural Rubber by Industry

Tan metrik K.G.K.  
Tonnes D.R.C.

| Tempoh<br>Period | Keterangan<br>Industri<br>Industry<br>Description | Industri<br>tayar dan<br>tiub<br>Tyres and<br>tubes<br>industries | Membuat<br>kasut<br>getah<br>Manufacture<br>of rubber<br>footwear | Membuat produk getah lain, t.k.m.<br>Manufacture of other rubber products, n.e.c. |                                    |  |   |                                     |              |  | Semua<br>industri<br>pembuatan<br>lain yang<br>menggunakan<br>getah asli<br>All other<br>manufacturing<br>industries<br>consuming<br>natural rubber<br>(a) | Jumlah<br>Total |   |
|------------------|---|---|---|---|------------------------------------|--|---|-------------------------------------|--------------|--|--|-----------------|---|
|                  |   |   |   | Campuran<br>getah<br>Rubber<br>compound   | Gelang<br>getah<br>Rubber<br>bands | Kepingan-<br>kepingan<br>getah<br>Rubber<br>sheeting | Produk lateks<br>Latex products               |                                     |              | Produk<br>getah<br>lain<br>Other<br>rubber<br>products |  |                 |   |
|                  |   |   |   |   |                                    |  | Sarung<br>tangan<br>getah<br>Rubber<br>gloves | Benang<br>getah<br>Rubber<br>thread | Foam<br>Foam |  |  |                 | Produk<br>lateks<br>lain<br>Other latex<br>products |
| 2021             |   | 31,259  | 388   | 1,418   | 1,930                              | 5,583  | 380,488                                       | 43,593                              | 5,265        | 13,740   | 8,996  | 9,303           | 501,961   |
| 2020             |   | 32,640  | 346   | 1,690   | 1,866                              | 4,162  | 401,566                                       | 40,029                              | 5,948        | 13,113   | 9,322  | 8,050           | 518,732   |
| 2019             |   | 35,386  | 559   | 1,675   | 2,311                              | 5,171  | 391,007                                       | 39,968                              | 7,155        | 12,961   | 10,831   | 8,442           | 515,466   |
| 2018             |   | 35,222  | 509   | 1,632   | 2,273                              | 5,191  | 389,177                                       | 41,610                              | 7,423        | 14,326   | 11,020   | 7,220           | 515,603   |
| 2022             | Jan.-Jul. <sup>P</sup>                            | 20,048  | 228   | 933   | 1,174                              | 4,403  | 206,238                                       | 25,250                              | 2,563        | 7,959  | 4,592  | 5,498           | 278,887   |
| 2021             | Jan.-Jul.   | 17,087  | 214   | 762   | 1,133                              | 2,302  | 225,293                                       | 23,660                              | 2,861        | 7,914  | 5,293  | 5,507           | 292,026   |
| 2022             | Jul. <sup>P</sup>                                 | 2,921   | 44  | 119   | 204                                | 497  | 24,885  | 3,225                               | 351          | 1,201  | 683  | 1,002           | 35,130  |
|                  | Jun   | 2,506   | 33  | 143   | 168                                | 514  | 26,356  | 3,670                               | 345          | 1,164  | 692  | 726             | 36,316  |
|                  | Mei   | 2,684   | 38  | 85  | 150                                | 527  | 27,840  | 2,978                               | 332          | 950  | 585  | 815             | 36,985  |
| 2021             | Jul.  | 1,414   | 16  | 78  | 132                                | 168  | 21,049  | 1,074                               | 456          | 817  | 432  | 639             | 26,276  |
|                  | Jun   | 360   | 28  | 107   | 136                                | 458  | 28,796  | 2,192                               | 366          | 1,096  | 487  | 795             | 34,820  |
|                  | Mei   | 2,235   | 29  | 134   | 115                                | 331  | 32,527  | 4,092                               | 366          | 1,332  | 780  | 365             | 42,304  |

Nota/Notes : <sup>P</sup> Awalan / Provisional

K.G.K / D.R.C - Kandungan Getah Kering / Dry Rubber Content

(a) Semua industri pembuatan lain yang menggunakan getah asli mengikut keterangan industri termasuk industri membuat tali-temali, tali dan pinal, membuat keluaran pulpa, kertas dan kertas tebal, t.k.m., membuat keluaran-keluaran kimia, t.k.m., membuat keluaran-keluaran plastik, t.k.m., bengkel-bengkel, kabel dan dawai, membuat bahagian pengganti kereta motor dan kelengkapannya, membuat dan memasang basikal, basikal roda tiga dan beca.

All other manufacturing industries consuming natural rubber according to industry description includes cordage, rope and twine industries, manufacture of pulp, paper and paperboard articles, n.e.c., manufacture of chemical products, n.e.c., manufacture of plastic products, n.e.c., foundries, cables and wires, manufacture of motor vehicle parts and accessories, manufacture and assembly of bicycles, tricycles and trishaws.

**JADUAL 11: HARGA PURATA BULANAN BAGI GETAH ASLI**
*Table 11 : Average Monthly Price of Natural Rubber*
**Sen/Kg**

| Tempoh<br>Period | Harga di ladang<br>Farmgate price |                  | Sebut Harga pada waktu tengah hari - "F.O.B."**<br>Noon Quotations - F.O.B. |   |                      |                      |                        |                        |                        |        |
|------------------|-----------------------------------|------------------|---|---|----------------------|----------------------|------------------------|------------------------|------------------------|--------|
|                  | Susu Getah Cair<br>Field Latex    | Sekerap<br>Scrap | Lateks Pekat*<br>Latex Concentrate  | Getah Mutu Malaysia (1 - Pallet tan metrik)<br>Standard Malaysian Rubber (1 - Tonne pallet) |                      |                      |                        |                        |                        |        |
|                  |                                   |                  |   | G.M.M. CV<br>S.M.R. CV  | G.M.M. L<br>S.M.R. L | G.M.M. 5<br>S.M.R. 5 | G.M.M. GP<br>S.M.R. GP | G.M.M. 10<br>S.M.R. 10 | G.M.M. 20<br>S.M.R. 20 |        |
| <b>2021</b>      | 633.10                            | 555.11           | 563.86  | 959.76  | 949.76               | 699.94               | 696.94                 | 689.94                 | 687.94                 |        |
| <b>2020</b>      | 521.11                            | 406.99           | 491.01  | 838.34  | 828.34               | 560.03               | 557.03                 | 550.03                 | 548.03                 |        |
| <b>2019</b>      | 478.84                            | 436.50           | 452.63  | 822.95  | 808.09               | 589.68               | 586.68                 | 579.68                 | 577.68                 |        |
| <b>2018</b>      | 442.86                            | 400.82           | 429.90  | 714.17  | 666.27               | 555.56               | 552.56                 | 545.56                 | 543.56                 |        |
| <b>2022</b>      | <b>Jan.-Jul.</b>                  | 704.95           | 585.90  | 631.20  | 1,072.00             | 1,062.00             | 729.21                 | 726.21                 | 719.21                 | 717.21 |
| <b>2021</b>      | <b>Jan.-Jul.</b>                  | 666.28           | 540.58  | 591.49  | 1,005.81             | 995.81               | 685.76                 | 682.76                 | 675.76                 | 673.76 |
| <b>2022</b>      | <b>Jul.</b>                       | 600.49           | 566.13  | 532.28  | 907.10               | 897.10               | 705.25                 | 702.25                 | 695.25                 | 693.25 |
|                  | <b>Jun</b>                        | 731.47           | 582.21  | 632.69  | 1,074.48             | 1,064.48             | 722.29                 | 719.29                 | 712.29                 | 710.29 |
|                  | <b>Mei</b>                        | 749.64           | 565.84  | 670.69  | 1,137.81             | 1,127.81             | 713.86                 | 710.86                 | 703.86                 | 701.86 |
| <b>2021</b>      | <b>Jul.</b>                       | 546.94           | 548.25  | 494.38  | 843.95               | 833.95               | 690.69                 | 687.69                 | 680.69                 | 678.69 |
|                  | <b>Jun</b>                        | 671.47           | 547.85  | 564.62  | 961.00               | 951.00               | 680.86                 | 677.86                 | 670.86                 | 668.86 |
|                  | <b>Mei</b>                        | 722.17           | 559.65  | 636.76  | 1,081.24             | 1071.24              | 698.09                 | 695.09                 | 688.09                 | 686.09 |

**Nota/Notes :** \* 60% Kandungan Getah Kering (K.G.K) / 60% Dry Rubber Content (D.R.C.)

\*\* F.O.B. - Free On Board

**Punca: Lembaga Getah Malaysia (LGM)**

Source: Malaysian Rubber Board (MRB)



**JADUAL 12 : GUNA TENAGA DAN GAJI & UPAH DIBAYAR MENGIKUT KATEGORI PEKERJA DI ESTET GETAH**
*Table 12 : Employment and Salaries & Wages Paid in Rubber Estates by Category of Workers*

| Seperti pada akhir tempoh<br><i>As at end of period</i> | Pekerja bergaji dan Gaji & Upah<br><i>Employees and Salaries &amp; Wages</i> |   |  |   |  |   |  |   |  |   |  |   |  |
|---|--|---|--|---|--|---|--|---|--|---|--|---|--|
|   | Pekerja diambil secara langsung<br><i>Employees directly employed</i>        |   |  |   |  |   | Pekerja diambil secara kontrak<br><i>Employees on contract basis</i> |   |  |   | Jumlah<br><i>Total</i>                       |   |  |
|   | Kakitangan Pentadbiran<br><i>Administrative Staff</i>                        |   | Pekerja Estet<br><i>Estate Workers</i>       |   | Pekerja Kilang<br><i>Factory Workers</i>     |   | Pekerja Estet<br><i>Estate Workers</i>                               |   | Pekerja Kilang<br><i>Factory Workers</i>     |   |  |   |  |
|   | Bilangan pekerja<br><i>Number of workers</i>                                 | Gaji & Upah Salaries & Wages<br><i>(RM'000)</i> | Bilangan pekerja<br><i>Number of workers</i> | Gaji & Upah Salaries & Wages<br><i>(RM'000)</i> | Bilangan pekerja<br><i>Number of workers</i> | Gaji & Upah Salaries & Wages<br><i>(RM'000)</i> | Bilangan pekerja<br><i>Number of workers</i>                         | Gaji & Upah Salaries & Wages<br><i>(RM'000)</i> | Bilangan pekerja<br><i>Number of workers</i> | Gaji & Upah Salaries & Wages<br><i>(RM'000)</i> | Bilangan pekerja<br><i>Number of workers</i> | Gaji & Upah Salaries & Wages<br><i>(RM'000)</i> | Bilangan pekerja<br><i>Number of workers</i> |
| 2021  | Dis.   | 1,639   | 4,612  | 4,790   | 8,926  | -   | -  | 1,557   | 2,280  | -   | -  | 7,986   | 15,819                                       |
| 2020  | Dis.   | 1,723   | 4,484  | 5,954   | 10,719                                       | 48  | 101  | 2,003   | 3,030  | -   | -  | 9,728   | 18,334                                       |
| 2019  | Dis.   | 1,904   | 4,820  | 6,967   | 12,227                                       | 64  | 127  | 2,124   | 3,540  | -   | -  | 11,059  | 20,714                                       |
| 2018  | Dis.   | 1,904   | 4,845  | 7,506   | 11,268                                       | 30  | 48   | 2,041   | 2,697  | -   | -  | 11,481  | 18,858                                       |
| 2022  | Jul. <sup>P</sup>  | 1,909   | 5,267  | 4,519   | 7,614  | -   | -  | 2,012   | 3,662  | -   | -  | 8,440   | 16,542                                       |
|   | Jun  | 1,908   | 5,022  | 4,536   | 7,426  | -   | -  | 1,884   | 2,901  | -   | -  | 8,328   | 15,349                                       |
|   | Mei  | 1,916   | 5,047  | 4,574   | 7,143  | -   | -  | 2,109   | 2,618  | -   | -  | 8,599   | 14,807                                       |
| 2021  | Jul.   | 1,616   | 3,931  | 5,165   | 7,793  | 19  | 46   | 1,574   | 2,640  | -   | -  | 8,374   | 14,410                                       |
|   | Jun  | 1,652   | 3,998  | 5,222   | 7,682  | 20  | 24   | 1,453   | 2,155  | -   | -  | 8,347   | 13,859                                       |
|   | Mei  | 1,668   | 4,293  | 5,219   | 6,726  | 20  | 35   | 1,414   | 1,474  | -   | -  | 8,321   | 12,529                                       |

 Nota/Notes : <sup>P</sup> Awalan / Provisional

**JADUAL 13 : PRODUKTIVITI PENGELUARAN DAN PENOREH BAGI ESTET GETAH**

Table 13 : Productivity of Production and Tappers in Rubber Estates

| Tempoh<br>Period            | Bilangan pekerja pada akhir tempoh<br>Number of workers at end of period |                                 |                 | Gaji & Upah (RM '000)<br>Salaries & Wages |                                 |                 | Keluasan ditanam pada akhir tempoh<br>Planted area at end of period (Hektar)<br>(Hectare) | Pengeluaran<br>Production (Kg K.G.K)<br>(Kg D.R.C) | Keluasan ditoreh pada akhir tempoh<br>Tapped area at end of period (Hektar)<br>(Hectare) | Purata bil. hari menoreh<br>Average number of tapping days | Produktiviti pengeluaran<br>Productivity of production (Kg/Hek)<br>(Kg/Ha) | Produktiviti penoreh (sehari)<br>Productivity of tappers (per day) |                           |                    |                                 |
|-----------------------------|--|---------------------------------|-----------------|---|---------------------------------|-----------------|---|--|--|--|--|--|---------------------------|--------------------|---------------------------------|
|                             | Pekerja Estet<br>Estate Workers  | Lain-Lain<br>Others             | Jumlah<br>Total | Pekerja Estet<br>Estate Workers           | Lain-Lain<br>Others             | Jumlah<br>Total |   |  |  |  |  | (RM)   | (Kg K.G.K)<br>(Kg D.R.C.) |                    |                                 |
|                             |  |                                 |                 |   |                                 |                 |   |  |  |  |  |  |                           | Penoreh<br>Tappers | Pekerja Ladang<br>Field Workers |
|                             | Penoreh<br>Tappers   | Pekerja Ladang<br>Field Workers |                 | Penoreh<br>Tappers                        | Pekerja Ladang<br>Field Workers |                 |   |  |  |  |  |  |                           |                    |                                 |
| 2021                        | 4,232  | 2,115                           | 1,647           | 7,994                                     | 75,305                          | 40,753          | 49,996  | 166,054  | 85,617   | 45,347,184   | 43,143   | 246  | 1,051.1                   | 72.5               | 43.6                            |
| 2020                        | 5,455  | 2,502                           | 1,779           | 9,736                                     | 90,759                          | 44,881          | 51,627  | 187,267  | 91,013   | 56,420,718   | 43,234   | 253  | 1,305.0                   | 65.8               | 40.9                            |
| 2019                        | 5,994  | 3,097                           | 1,976           | 11,067                                    | 100,256                         | 52,710          | 56,452  | 209,418  | 95,354   | 61,227,315   | 43,533   | 260  | 1,406.5                   | 64.4               | 39.3                            |
| 2018                        | 6,235  | 3,312                           | 1,936           | 11,483                                    | 93,424                          | 43,424          | 48,866  | 185,714  | 73,461   | 55,452,999   | 39,485   | 254  | 1,404.4                   | 59.1               | 35.1                            |
| 2022 Jan.-Jul. <sup>P</sup> | 4,281  | 2,193                           | 1,974           | 8,448                                     | 42,676                          | 27,605          | 34,577  | 104,858  | 107,882  | 26,903,472   | 53,677   | 137  | 501.2                     | 73.0               | 46.0                            |
| 2021 Jan.-Jul.              | 4,557  | 2,182                           | 1,643           | 8,382                                     | 43,945                          | 22,790          | 28,793  | 95,528   | 85,330   | 26,598,212   | 44,001   | 146  | 604.5                     | 66.1               | 40.0                            |
| 2022 Jul. <sup>P</sup>      | 4,281  | 2,193                           | 1,974           | 8,448                                     | 6,979                           | 4,296           | 5,267   | 16,542   | 107,882  | 4,371,787  | 53,677   | 21   | 81.4                      | 79.1               | 49.6                            |
| Jun                         | 4,231  | 2,189                           | 1,916           | 8,336                                     | 6,087                           | 4,240           | 5,022   | 15,349   | 108,390  | 4,071,451  | 54,423   | 20   | 74.8                      | 72.8               | 48.7                            |
| Mei                         | 4,480  | 2,203                           | 1,924           | 8,607                                     | 5,626                           | 4,135           | 5,047   | 14,807   | 108,444  | 3,512,672  | 54,138   | 19   | 64.9                      | 65.6               | 41.0                            |
| 2021 Jul.                   | 4,557  | 2,182                           | 1,643           | 8,382                                     | 6,916                           | 3,517           | 3,977   | 14,410   | 85,330   | 4,369,036  | 44,001   | 21   | 99.3                      | 71.0               | 44.8                            |
| Jun                         | 4,492  | 2,183                           | 1,680           | 8,355                                     | 6,435                           | 3,401           | 4,023   | 13,859   | 85,582   | 4,211,396  | 44,436   | 21   | 94.8                      | 67.8               | 44.4                            |
| Mei                         | 4,481  | 2,152                           | 1,696           | 8,329                                     | 4,971                           | 3,229           | 4,329   | 12,529   | 85,535   | 2,575,184  | 44,874   | 20   | 57.4                      | 56.2               | 29.1                            |

Nota/Notes : <sup>P</sup> Awalan / Provisional  
K.G.K / D.R.C - Kandungan Getah Kering / Dry Rubber Content

**JADUAL 14 : PENGELUARAN, KELUASAN DITOREH DAN PURATA BILANGAN HARI MENOREH BAGI ESTET GETAH MENGIKUT NEGERI**
*Table 14 : Production, Tapped Area and Average Number of Tapping Days in Rubber Estates by State*

| Negeri<br>State<br>(a)   | Bilangan<br>estet<br>Number<br>of estates | Pengeluaran<br>Production<br>Tan metrik K.G.K.<br>Tonnes D.R.C. |              |              | Keluasan ditoreh pada akhir tempoh<br>Tapped area at end of period<br>Hektar<br>Hectare |               |               | Purata bilangan hari menoreh<br>Average number of tapping days |           |           |
|--------------------------|---|---|--------------|--------------|---|---------------|---------------|--|-----------|-----------|
|                          |   | 2022  |              |              | 2022  |               |               | 2022   |           |           |
|                          |   | Jul. <sup>P</sup>   | Jun          | Mei          | Jul. <sup>P</sup>   | Jun           | Mei           | Jul. <sup>P</sup>  | Jun       | Mei       |
| Johor                    | 15  | 367   | 353          | 295          | 5,112   | 5,281         | 5,004         | 23   | 22        | 21        |
| Kedah & Perlis           | 35  | 719   | 572          | 424          | 9,608   | 9,398         | 9,550         | 18   | 18        | 18        |
| Kelantan & Terengganu    | 55  | 1,354   | 1,216        | 1,219        | 16,036  | 16,947        | 17,035        | 20   | 19        | 19        |
| Melaka & Negeri Sembilan | 14  | 228   | 189          | 118          | 4,529   | 4,529         | 4,529         | 21   | 19        | 18        |
| Pahang                   | 18  | 765   | 667          | 502          | 7,250   | 7,278         | 7,142         | 22   | 21        | 19        |
| Perak                    | 16  | 429   | 725          | 755          | 2,697   | 2,751         | 2,661         | 18   | 17        | 18        |
| Selangor                 | 9   | 148   | 139          | 150          | 2,932   | 2,932         | 2,979         | 26   | 26        | 26        |
| Sabah & Sarawak          | 7   | 361   | 211          | 51           | 5,513   | 5,307         | 5,238         | 20   | 19        | 17        |
| <b>Jumlah<br/>Total</b>  | <b>169</b>                                | <b>4,372</b>  | <b>4,071</b> | <b>3,513</b> | <b>53,677</b>   | <b>54,423</b> | <b>54,138</b> | <b>21</b>  | <b>20</b> | <b>19</b> |

 Nota/Notes : <sup>P</sup> *Awalan / Provisional*

 (a) *Tiada estet direkodkan bagi negeri Pulau Pinang / No estates were recorded in Pulau Pinang.*
*K.G.K / D.R.C - Kandungan Getah Kering / Dry Rubber Content*



**NOTA TEKNIKAL**  
*TECHNICAL NOTES*



# NOTA TEKNIKAL

## 1. Pendahuluan

Penerbitan ini memuatkan perangkaan utama getah asli yang diperoleh daripada Banci Estet Getah (RE), Banci Pemproses Getah (RP) dan Banci Pengguna Getah (RC) yang dilaksanakan setiap bulan.

## 2. Objektif

Objektif utama penerbitan ini adalah untuk memaparkan perangkaan getah asli berkaitan pengeluaran, import, eksport, penggunaan domestik dan stok. Di samping itu, data harga, bilangan pekerja, gaji & upah dan produktiviti di estet getah turut dimuatkan. Perangkaan ini akan membantu dalam perancangan dan penggubalan dasar serta pembuat keputusan bagi industri berasaskan getah.

## 3. Kuasa perundangan

Banci ini dilaksanakan di bawah Akta Perangkaan 1965 (Disemak 1989). Seksyen 5 di bawah Akta ini menghendaki mana-mana pertubuhan yang beroperasi di Malaysia untuk memberikan maklumat sebenar atau anggaran terbaik kepada Jabatan. Mengikut Akta ini, kandungan soal selidik yang diterima adalah sulit dan hanya angka agregat diterbitkan. Sementara itu, Seksyen 7 di bawah Akta yang sama memperuntukkan denda kepada responden yang gagal memberi kerjasama kepada banci yang dijalankan.

## 4. Skop dan liputan

Banci ini meliputi semua estet getah, kilang pemproses getah dan kilang pengguna getah di Malaysia yang berdaftar dengan Suruhanjaya Syarikat Malaysia (SSM), Lembaga Getah Malaysia (LGM) dan Pihak Berkuasa Kemajuan Pekebun Kecil Perusahaan Getah (RISDA).

Banci RE meliputi industri penanaman pokok getah (estet). Industri peringkat 5 digit (01291) ini dikelaskan mengikut Piawaian Klasifikasi Industri Malaysia (MSIC) 2008. Banci RP meliputi kilang-kilang yang memproses getah asli mentah untuk menjadi produk separa siap (Contoh: Getah Mutu Malaysia (G.M.M.), susu getah pekat, dsb.). Manakala banci RC meliputi kilang-kilang yang menggunakan getah asli mentah/produk separa siap dan diproses menjadi produk siap (Contoh: tayar, sarung tangan getah dsb.).

## 5. Rangka (sumber)

Rangka banci getah dikemas kini setiap tahun untuk mengambil kira pertumbuhan baru dan sebarang perubahan yang berlaku kepada pertumbuhan seperti tutup, tidak beroperasi, perubahan jenis aktiviti, lokasi kilang atau alamat pos.

## 6. Metodologi

Banci ini dilaksanakan secara mel menggunakan borang soal selidik RE, RP dan RC. Responden diberi tempoh satu bulan untuk melengkap dan mengembalikan borang soal selidik tersebut kepada Jabatan ini. Kerja luar dijalankan untuk mendapatkan borang lengkap daripada pertumbuhan yang tidak respons.

## 7. Konsep dan definisi

Konsep dan definisi yang digunakan adalah berasaskan kepada syor-syor Pejabat Perangkaan Pertumbuhan Bangsa-Bangsa Bersatu<sup>1</sup> dan *The Association of Natural Rubber Producing Countries (ANRPC)*. Konsep berkenaan mengikut amalan yang sudah diterima pakai bagi memudahkan perbandingan data dibuat di peringkat antarabangsa.

## 8. Takrif industri getah

### Estet getah

- (i) Semua kawasan, bersambungan atau berpecah-pecah dengan keluasan tidak kurang daripada 40.47 hektar (100 ekar), ditanam dengan getah atau di mana penanaman getah dibenarkan dan di bawah satu hak milik yang sah; atau
- (ii) Mana-mana keluasan tanaman getah yang telah wujud dalam estet kelapa, koko atau kelapa sawit.

### Kebun kecil getah

Meliputi semua kawasan, bersambungan atau berpecah-pecah, berjumlah kurang daripada 40.47 hektar (100 ekar), ditanam dengan getah atau di mana penanaman getah dibenarkan dan di bawah satu hak milik yang sah. Kebun kecil getah terdiri daripada tersusun dan tidak tersusun. Kebun kecil yang tersusun meliputi kawasan di bawah rancangan kerajaan seperti berikut:-

- (i) Lembaga Kemajuan Tanah Persekutuan (FELDA);
- (ii) Pihak Berkuasa Kemajuan Pekebun Kecil Perusahaan Getah (RISDA);
- (iii) Lembaga Penyatuan dan Pemulihan Tanah Negara (FELCRA);
- (iv) Rancangan tanah Kerajaan Persekutuan yang lain; dan
- (v) Rancangan tanah Kerajaan Negeri.

<sup>1</sup> *International Recommendations for Industrial Statistics, United Nations' Statistical Office, Statistical Papers, Series, M No. 90, United Nations, New York, 2009.*

### **Keluasan ditanam**

Keluasan bertanam dengan getah (matang dan/atau belum matang) dan tidak terbiar selama-lamanya.

### **Keluasan ditoreh**

Keluasan di bawah getah matang yang telah ditoreh termasuk kawasan yang "direhatkan" di bawah sistem giliran torehan.

### **Pengeluaran**

Pengeluaran getah asli merujuk kepada kandungan getah kering (KGK) bagi susu getah cair, getah keping dan skrap (getah buku dan getah kulit) yang dihasilkan oleh estet dan pekebun kecil. Data ini dikumpul dari data pembelian getah mentah oleh kilang pemproses (RP).

### **Hasil**

Hasil diperoleh dengan membahagikan jumlah pengeluaran dengan purata luas hektar yang ditoreh pada bulan rujukan.

Data import dan eksport dikumpul oleh Jabatan daripada borang pengikraran import dan eksport yang diperoleh daripada Jabatan Kastam Diraja Malaysia dan Lembaga-Lembaga Zon Bebas. Angka perdagangan luar negeri Malaysia tidak termasuk perdagangan antara kawasan iaitu antara Semenanjung Malaysia, Sabah dan Sarawak.

## **9. Import dan Eksport**

### **Import**

Sesuatu barang yang dibawa masuk ke dalam negara, sama ada secara terus atau disimpan di gudang-gudang yang dikawal. Barang-barang tersebut adalah sama ada untuk kegunaan sendiri, diproses, digunakan dalam perkilangan ataupun untuk dieksport semula ke negara lain. Pengkelasan import ini diistilahkan juga sebagai 'import umum'. Di dalam laporan ini, import dikelaskan mengikut negara asal barang tersebut, iaitu negara di mana barang berkenaan terakhir dibuat sebelum ianya diimportkan ke dalam kawasan pendaftaran.



### **Eksport**

Sesuatu barang (keluaran atau buatan tempatan atau diimport untuk dieksport semula) yang dibawa keluar dari negara. Di dalam laporan ini, eksport dikelaskan mengikut negara dituju, iaitu negara di mana barang-barang berkenaan dijangka akan digunakan, sejauh mana ia boleh ditentukan pada masa ianya dieksport. Bagi barang yang dihantar berdasarkan "*Optional bill of lading*", pelabuhan pertama yang diikrarkan dianggap sebagai negara yang dituju. Sekiranya maklumat negara yang dituju bagi barang-barang yang dieksport melalui Singapura tidak diketahui/diperoleh, eksport sedemikian diambilkira sebagai eksport ke Singapura, iaitu di bawah kategori yang sama seperti barang-barang yang digunakan di Singapura. Eksport termasuk eksport semula. Pengkelasan eksport ini diistilahkan juga sebagai 'eksport umum'. Data import dan eksport hanya meliputi kod getah asli di bawah HS4001.10.000 hingga HS4001.29.999.

### **10. Penggunaan domestik**

Ia merujuk kepada penggunaan domestik getah asli seperti Getah Asap Berbunga (G.A.B.), susu getah pekat, Getah Mutu Malaysia (G.M.M.) dan sebagainya oleh pertubuhan pembuatan di Malaysia untuk mengeluarkan barangan seperti tayar dan tiub, kasut getah, sarung tangan getah, gelang getah, getah campuran dan lain-lain. Ianya tidak termasuk getah campuran & tebus guna getah dan getah sintetik.

### **11. Stok**

Ia adalah stok getah yang dimiliki oleh sesebuah pertubuhan tidak kira di mana stok tersebut ditempatkan iaitu sama ada di dalam atau di luar kilang. Ia termasuk stok getah yang belum/sedang/telah diproses. Stok dilaporkan pada awal dan akhir bulan.

### **12. Harga**

Harga purata pembeli waktu tengah hari bagi getah "F.O.B." di Kuala Lumpur. Data ini diperolehi daripada Lembaga Getah Malaysia (LGM).

### **13. Hak milik**

Hak milik sesebuah pertubuhan dikelaskan mengikut taraf residen pemilik/pemilik-pemilik modal berbayar yang terbesar (melebihi 50 peratus) dan bukannya mengikut taraf kerakyatan mereka.

- (i) Residen Malaysia ialah individu, syarikat atau organisasi lain yang lazimnya terletak di Malaysia untuk jangka masa sekurang-kurangnya satu tahun. Cawangan dan anak syarikat asing yang didaftarkan/diperbadankan di Malaysia adalah dianggap sebagai pemastautin Malaysia.
- (ii) Bukan residen Malaysia ialah individu, syarikat atau organisasi lain yang lazimnya terletak di negara selain Malaysia. Cawangan dan anak syarikat milik residen Malaysia di luar negeri juga dianggap sebagai bukan residen Malaysia.
- (iii) Hak milik bersama ialah residen Malaysia atau bukan residen Malaysia memegang jumlah saham yang sama banyak dalam perniagaan berkenaan.

#### **14. Guna tenaga**

##### **Jumlah pekerja**

Bilangan orang yang bekerja pada bulan Disember atau pada tempoh pembayaran gaji terakhir bagi bulan rujukan.

##### **Gaji & upah dibayar**

Pembayaran tunai, termasuk bonus yang dibayar komisen, bayaran lebih masa, elaun kos sara hidup dan elaun-elaun lain yang dibayar kepada semua pekerja bergaji dalam tempoh tahun rujukan. Sementara caruman pekerja kepada Kumpulan Wang Simpanan Pekerja (KWSP) dan Pertubuhan Keselamatan Sosial (PERKESO) turut dimasukkan, caruman oleh majikan dikecualikan. Elaun kepada pemilik yang bekerja, rakan niaga yang bekerja dan pekerja keluarga tidak bergaji juga dikecualikan.

#### **15. Pembundaran**

Jumlah bagi komponen mungkin berbeza dengan jumlah besar dalam jadual penerbitan disebabkan oleh pembundaran angka.

#### **16. Nota dan simbol**

|        |                        |
|--------|------------------------|
| K.G.K  | Kandungan Getah Kering |
| RM     | Ringgit Malaysia       |
| Kg/Hek | Kilogram sehektar      |
| -      | Tiada data             |

## **TECHINICAL NOTES**

### **1. Introduction**

*This publication provides principal statistics of Natural Rubber information on rubber obtained from the Census of Rubber Estates (RE), Census of Rubber Processors (RP) and Census of Rubber Consumers (RC) were conducted every month.*

### **2. Objective**

*The main objective of this report is to provide statistics on rubber with regards to production, imports, exports, domestic consumption and stocks. In addition, data of prices, number of employees, salaries & wages and productivity in rubber estates are also included. These statistics will assist the government in development planning, policy making and decision-makers of rubber based industries.*

### **3. Legal authority**

*The survey was conducted under the provisions of the Statistics Act, 1965 (Revised 1989). Section 5 of this Act requires all establishments operating in Malaysia to provide actual information or best estimates to the Department. The Act stipulates that the contents of the individual returns received are confidential and only aggregated figures are published. Meanwhile, Section 7 under the same Act provides the penalty to the respondents that could not comply with the survey undertaken.*

### **4. Scope and coverage**

*The census covered all rubber estates, rubber processor factories and rubber consumer factories in Malaysia registered with the Companies Commission of Malaysia (SSM), Malaysian Rubber Board (MRB) and Rubber Industry Smallholders Development Authority (RISDA).*

*The census of RE covered growing of rubber trees (estates). This industrial 5-digit level (01291) is classified under the Malaysia Standard Industrial Classification (MSIC) 2008. Census of RP covered the factories processing raw natural rubber into semi-finished products (Example: Standard Malaysian Rubber (S.M.R.), Latex Concentrate (LC) etc.). Whereas census of RC covered to factories consuming raw natural rubber/semi-finished products and processed into finished products (Example: tyres, gloves etc.).*

## **5. Frame (source)**

*The frame (source) of rubber censuses are updated annually to take into account new establishments and to record any changes in the status of the establishments such as closed down, not operation, change in activities and location or postal addresses.*

## **6. Methodology**

*The census was primarily conducted through mail enquiry using RE, RP and RC questionnaire. Respondents were given one month to complete and return the questionnaire to the Department. Field enumeration was then carried out to collect the complete questionnaire from the establishments that did not respond.*

## **7. Concepts and definitions**

*Concepts and definitions used are based on the recommendations of the United Nations' Statistical Office<sup>1</sup> and The Association of Natural Rubber Producing Countries (ANRPC). These concepts adhere to accepted practices, thereby facilitating international comparability of data.*

## **8. Definition of rubber industry**

### **Rubber estate**

- (i) All areas, contiguous or non-contiguous, aggregating not less than 40.47 hectares (100 acres), planted with rubber or on which the planting of rubber is permitted and is under a single legal ownership; or*
- (ii) Any area planted with rubber in a coconut, cocoa or oil palm estate.*

### **Rubber smallholding**

*It is defined as all areas, contiguous or non-contiguous, aggregating less than 40.47 hectares (100 acres), planted with rubber or on which the planting of rubber is permitted and is under a single legal ownership. Smallholdings can be organized or unorganized. Organized smallholdings include those under various government schemes such as follows :-*

- (i) Federal Land Development Authority (FELDA);*
- (ii) Rubber Industry Smallholders Development Authority (RISDA);*
- (iii) Federal Land Consolidation and Rehabilitation Authority (FELCRA);*
- (iv) Other Federal Government land schemes; and*
- (v) State Government land schemes.*

<sup>1</sup> *International Recommendations for Industrial Statistics, United Nations' Statistical Office, Statistical Papers, Series, M No. 90, United Nations, New York, 2009.*

### **Planted area**

*The area planted with rubber (mature and/or immature) and which has not been abandoned permanently.*

### **Tapped area**

*The area under mature rubber that has been tapped including areas "rested" under rotational systems.*

### **Production**

*Production of natural rubber refers to the dry rubber content (DRC) of field latex, rubber sheets and scrap (lump and bark) produced by estates and smallholders. This data is collected from the purchasing data of raw rubber processor factories.*

### **Yield**

*The yield is derived by dividing the total production by the average hectareage tapped during the reference month.*

*The data on imports and exports are compiled by the Department of Statistics from declaration forms sourced from the Malaysian Royal Customs Department and Free Zone Authorities. External trade data for Malaysia do not include inter-regional trade between Peninsular Malaysia, Sabah and Sarawak.*

## **9. Imports and Exports**

### **Import**

*Goods are brought into the country either directly or into bonded warehouses, whether or not such goods are for consumption, to be processed, used in manufacturing or for subsequent re-exports to other countries. This categorization of imports is also termed as 'general imports'. In this report, imports are classified according to the country of origin of the goods, that is, the country where the goods are given the final form before they are imported into the registration area.*

### **Exports**

*Goods (locally produced or manufactured or imported for subsequent re-exports) taken out of the country. In this report, exports are classified according to the country of destination, that is, the country where it is expected that the goods will be consumed insofar as this can be ascertained at the time of export. In the case of goods shipped on an "Optional bill of lading", the country of destination refers to that of the first port declared. If the information regarding the country of destination of goods exported via Singapore is not known/available, such exports are included under the value of exports to Singapore that is, under the same category as goods consumed in Singapore. Exports include re-exports. This categorization of exports is also termed as 'general exports'. Data of imports and exports only covers natural rubber codes under HS4001.10.000 to HS4001.29.999.*

- 10. Domestic consumption** *This refers to the usage of natural rubber such as latex concentrate, Ribbed Smoked Sheet (R.S.S.), Standard Malaysian Rubber (S.M.R.), etc. by manufacturing establishments in Malaysia to produce products such as tyres and tubes, rubber footwear, rubber gloves, rubber bands and others. Excluding rubber compound & reclaimed rubber and synthetics rubber.*
- 11. Stocks** *This refers to stocks of rubber owned by establishments regardless where it is located i.e. inside or outside the factory. They include stocks of unprocessed/in process/processed rubber. Stocks are reported as at the beginning and the end of the month.*
- 12. Prices** *Average buyers' mid-day prices for rubber "F.O.B." in Kuala Lumpur. Data on prices are obtained from Malaysian Rubber Board (MRB).*
- 13. Ownership** *The ownership of an establishment is classified by the residential status of the owner(s) of the majority (more than 50 per cent) of the paid-up capital and not by their citizenship status.*
- 14. Employment**
- (i) *Malaysian resident is any individual, company or other organization ordinarily domiciled in Malaysia for a period of at least one year. Malaysian registered branches and incorporated subsidiaries of foreign based/origins are also regarded as residents.*

(ii) *Non-Malaysian resident is any individual, company or other organization ordinarily domiciled in a country other than Malaysia. Foreign branches and/or subsidiaries abroad owned by residents are also regarded as non-residents.*

(iii) *Joint-Ownership is any Malaysian residents and Non-Malaysian residents held equal shares in the business.*

**Total number of persons engaged**

*Number of persons working during December or the last pay period of the reference month.*

**Salaries & wages paid**

*Salaries & wages paid refer to cash payments, including bonuses, paid commissions, overtime wages, cost of living and allowances made to all employees during the reference year. While the employees' contributions to Employees' Provident Fund (EPF) and Social Security Organisation (SOCSO) is included. The employer's contributions are excluded. Allowances to working proprietor, working partners and unpaid family worker are also not included.*

**15. Rounding**

*The sum of the components may not add up to the totals in the tables presented in this publication due to rounding.*

**16. Notes and symbols**

|              |                             |
|--------------|-----------------------------|
| <i>D.R.C</i> | <i>Dry Rubber Content</i>   |
| <i>RM</i>    | <i>Ringgit Malaysia</i>     |
| <i>Kg/Ha</i> | <i>Kilogram per hectare</i> |
| <i>-</i>     | <i>Nil</i>                  |

[www.dosm.gov.my](http://www.dosm.gov.my)

