


# SILVER TSUNAMI OF MALAYSIA

## Preparing for the Impacts of Population Ageing

**EZATUL NISHA ABDUL RAHMAN**  
BAHAGIAN PERANGKAAN PENDUDUK DAN DEMOGRAFI

Kolokium Statistik dan Research Poster DOSM 2018  
Institut Latihan Statistik Malaysia (ILSM), Sungkai ,Perak  
4 Oktober 2018



[www.dosm.gov.my](http://www.dosm.gov.my)



[@StatsMalaysia](#) [@DrUzirMahidin](#)



[@StatsMalaysia](#) [@Dr\\_Uzir](#)



1

**INTRODUCTION**

2

**CURRENT SCENARIO**

3

**CAUSES AND IMPACTS OF  
POPULATION AGEING**

4

**SOLUTIONS AND  
RECOMMENDATIONS**

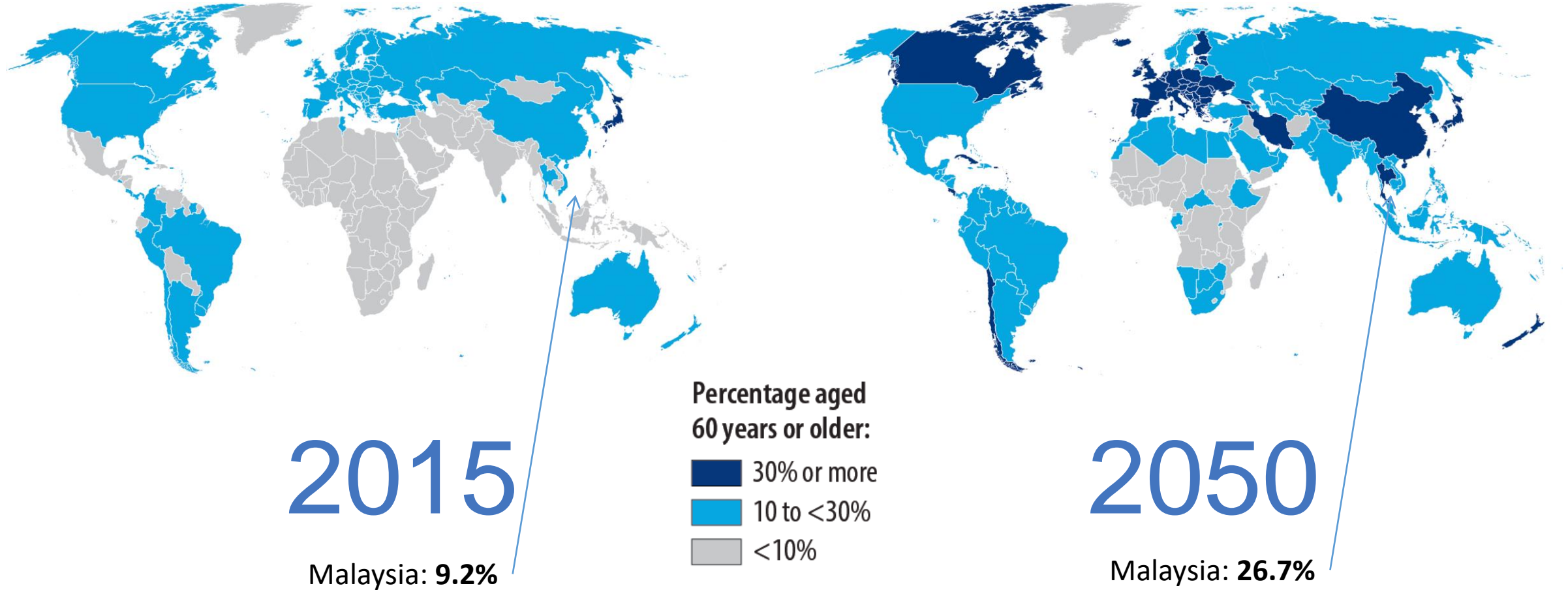
5

**CONCLUSION**



# 1. Introduction

## Populations around the world are getting older, including in Malaysia



Source: World Health Organization




## “Silver Tsunami”

Ageing population leads to

Impact on  
Healthcare

Impact on  
Social  
Structure

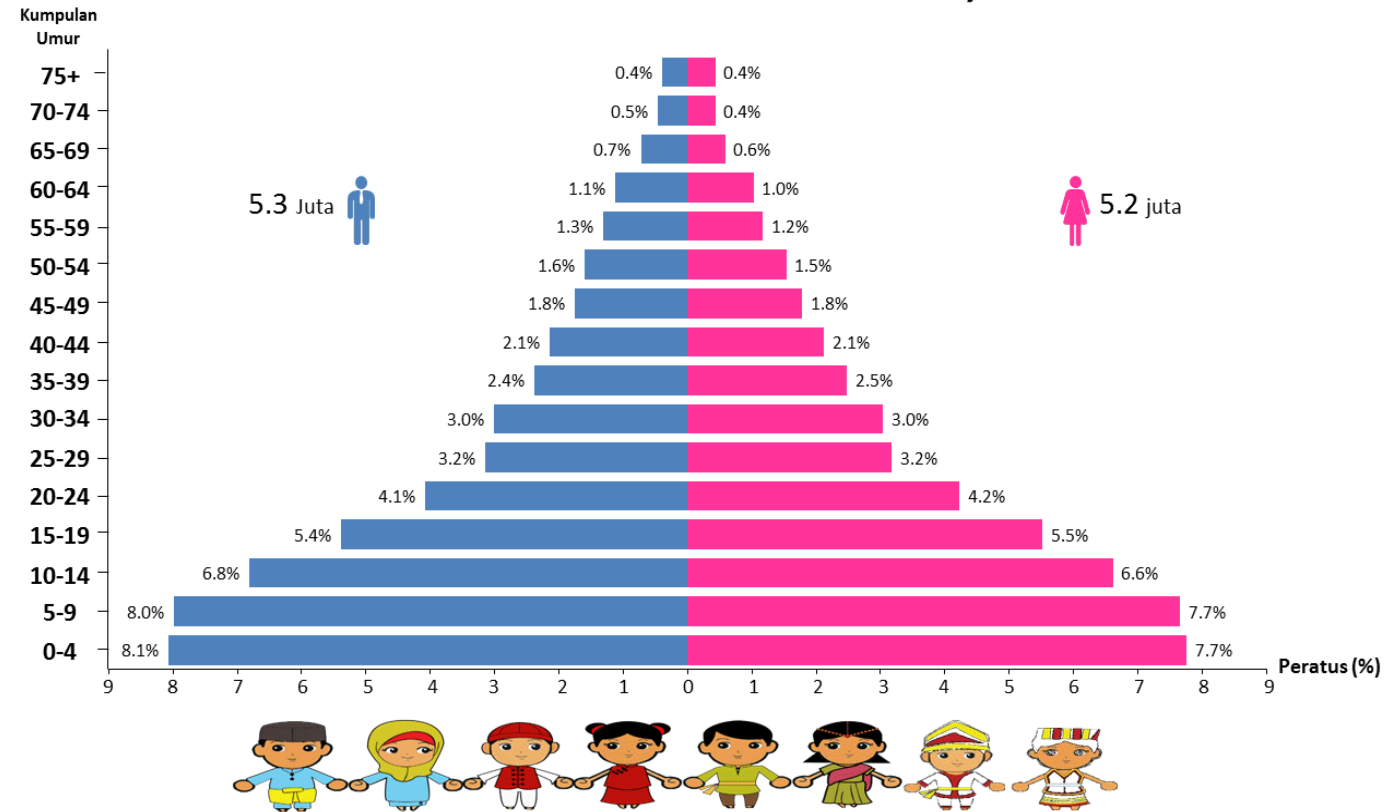
Impact on  
Economy



- In **1970**, only **5.4%** of the **population aged 60 years and over** while **44.5%** of the population aged 14 years and below.
- However, in 2018, only **23.9%** of population is 14 years old and younger, while **10.3 % of the population aged 60 years and over**.
- By **2040**, there will be **1 older person (60 years and over) for every 5 Malaysians**



## PIRAMID PENDUDUK MALAYSIA, 1970



Nota:  
1970: Data Banci

[www.dosm.gov.my](http://www.dosm.gov.my)  
[www.mycensus.gov.my](http://www.mycensus.gov.my)

[@StatsMalaysia](https://www.facebook.com/StatsMalaysia)  
[@mycensus2020](https://www.facebook.com/mycensus2020)

[@StatsMalaysia](https://twitter.com/StatsMalaysia)

[@StatsMalaysia](https://www.instagram.com/StatsMalaysia)

Disediakan oleh: [@BPPDDOSM](https://www.facebook.com/BPPDDOSM)  
28 September 2018

Refers to the demographic transition of high birth rate and death rate towards a lower rate as the country moves away from pre-industrial/agricultural-based economy to an industrial economic system

## CAUSE

- Lower birth rate and decreasing total fertility rate
- Increasing life expectancy



## EFFECT

- Change in social structure and increasing need for long-term healthcare
- Uncertainty in economy growth and potential



UNITED NATIONS

3 Groups

- Ageing Society** – when more than **7%** of the population aged **65 years and older**
- Aged Society** – when more than **14%** of the population aged **65 years and older**
- Super-Aged Society** – when more than **20%** of the population aged **65 years and older**

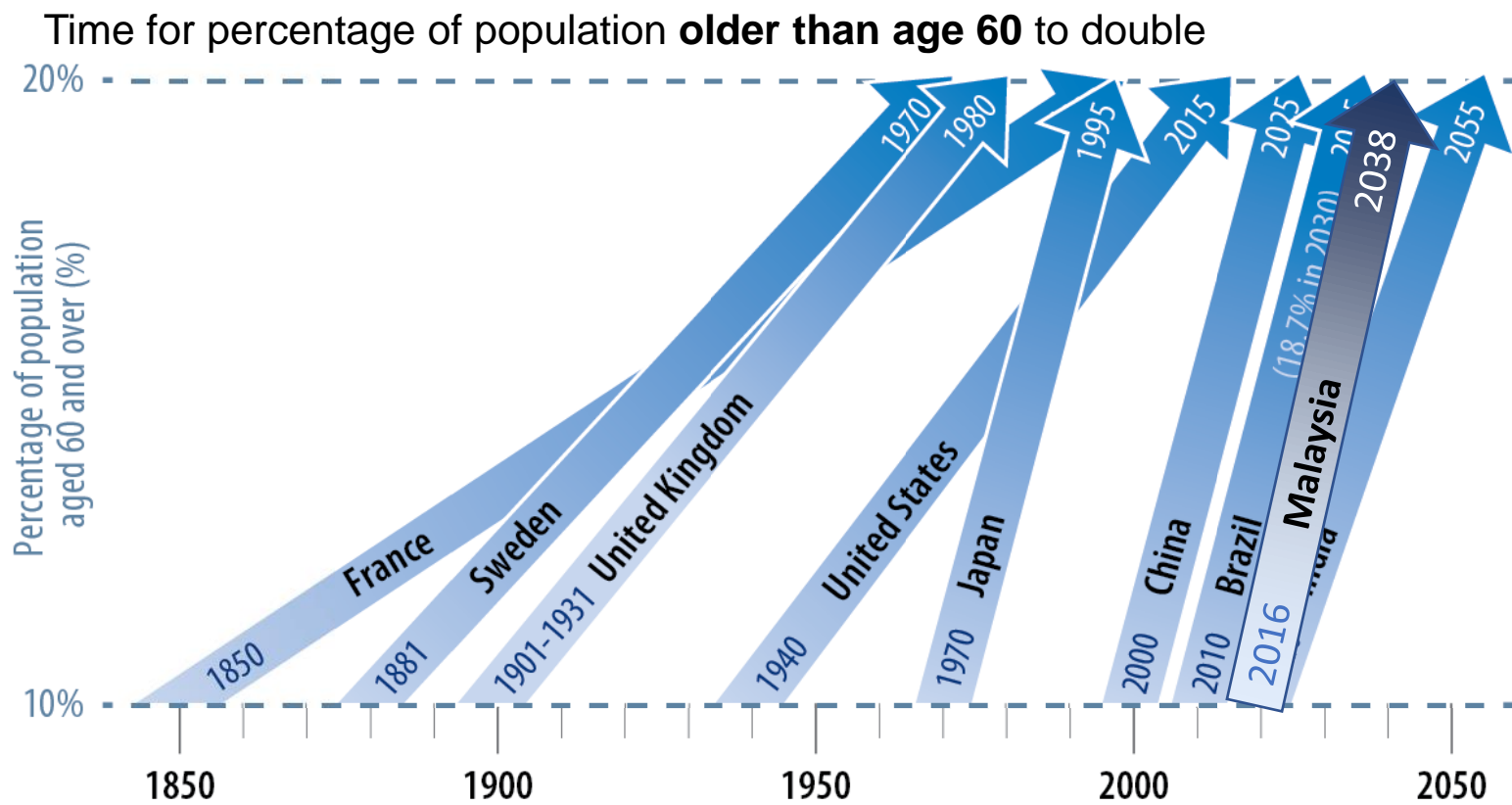


**National Policy for Older Persons  
(Dasar Warga Emas Negara)**

Malaysia becomes an aged nation when more than **15%** of the population aged **60 years and older**



# Population Ageing



**“We must be fully aware that while the developed countries became rich before they became old, the developing countries will become old before they become rich”**

**Gro Harlem Brundtland, WHO’s Director-General**

Source: World Health Organization

According to DWEN, Malaysia is expected to reach ageing nation status by **2028**, whereby **15.3% of the population aged 60 and over**



## **2. CURRENT SCENARIO**

**BH**  
ONLINE

## Malaysia perlu kaji penuaan penduduk - Dr Mahathir

BERITA

### Malaysia negara menua 2 tahun lagi

Annabelle Lee | Diterbitkan 26 Jul 2018, 9:57 malam | Dikemaskini 26 Jul 2018, 10:02 malam

### Khalid: Brace for challenges brought on by ageing society

TELUS & TULUS  
**Sinar**  
ONLINE

Nasional Politik Edisi ▾ Semasa ▾ Bisnes Video ▾ Global Hiburan

### Negara menua: Harapan positif buat warga emas

10 OGOS 2018



NEW  
**STRAITS TIMES**



5 minute read

### Slowdown in Malaysia's working-age population growth can affect future potential, says Moody's

By **RUPA DAMODARAN** - August 14, 2017 @ 6:07pm

### Warga emas produktif, tanda penuaan positif

Bernama - August 9, 2018 5:07 PM

### Important to address Malaysia's ageing population

METRO NEWS

Tuesday, 25 Sep 2018



www.dosm.gov.my



@StatsMalaysia @DrUzirMahidin



@StatsMalaysia @Dr\_Uzir

# AGEING NATION :MALAYSIA

## National Policy for Older Persons (Dasar Warga Emas Negara)

Malaysia becomes an aged nation  
when more than **15%** of the  
population aged **60 years and older**

population aged **60 years and older**

**60+**



**2018**



**10%**

population aged  
60 years and older

Malaysia as an  
*“ageing nation”*

**15.3%**



**2030**

**2030**



**38.1 juta**

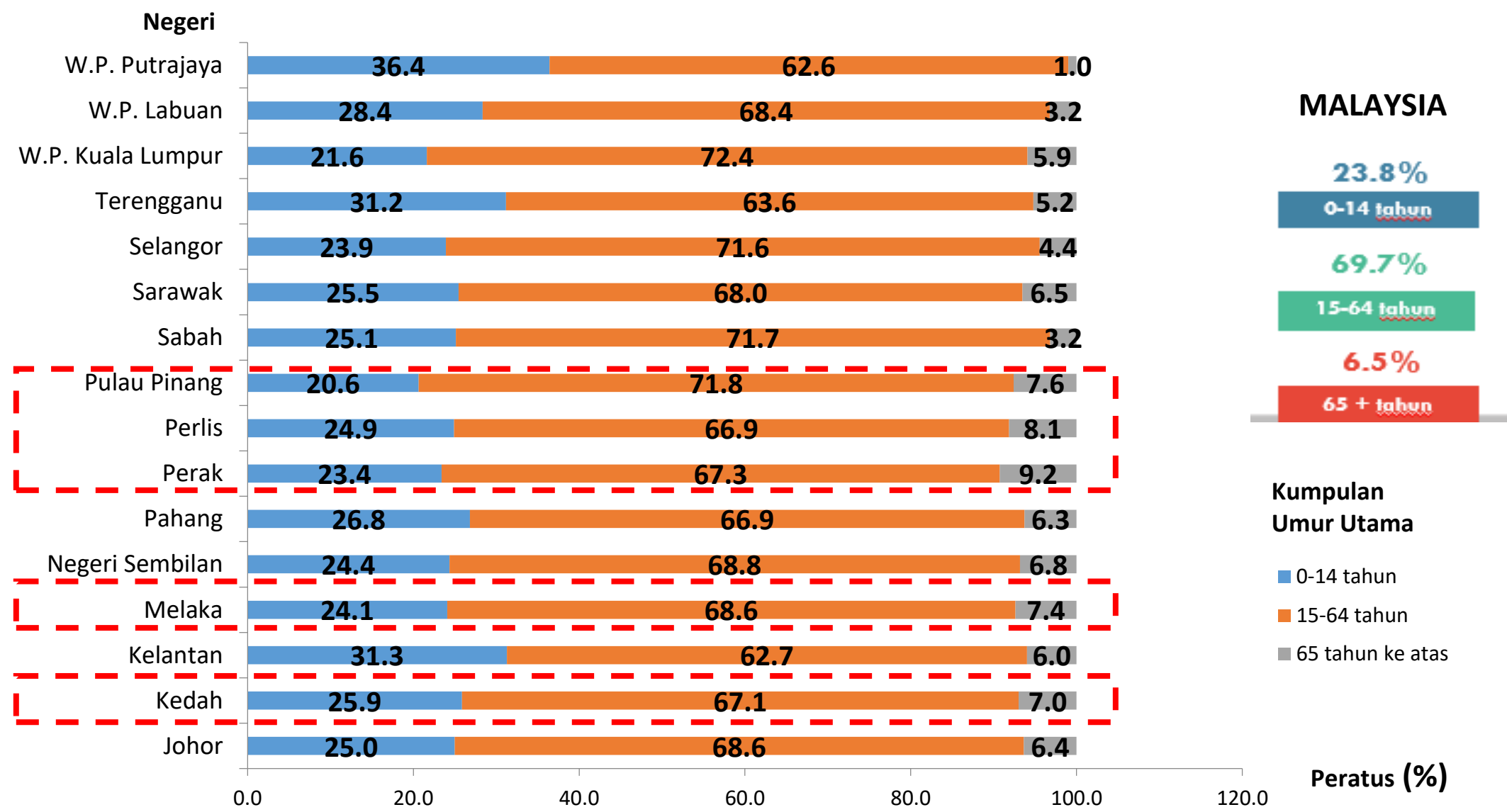
Malaysia Population



# AGEING POPULATION IN MALAYSIA

Category of Ageing ~ United Nations (65 years and above)	Malaysia	
	year	% population
1. <i>Ageing Society</i> (7%)	2020	7.2
2. <i>Aged Society</i> (14%)	2039	14.1
3. <i>Super Aged</i> (20%)	2050	19.9
Dasar Warga Emas Negara (60 Tahun ke atas – 15%)	2030	15.3

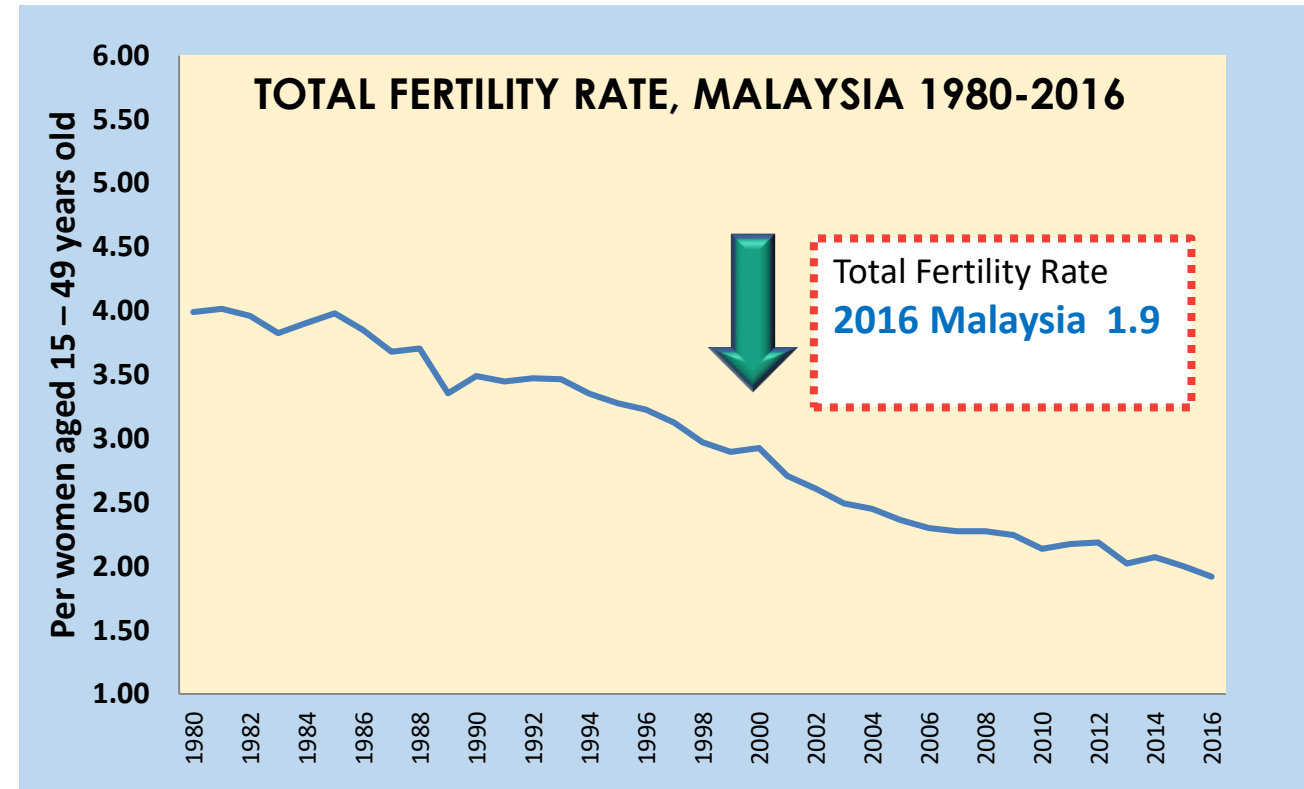
# MAIN AGE GROUP OF POPULATION, 2018



## **2. Causes and Effects**

## 1. Lower birth rates and declining Total Fertility Rate (TFR)

- **Crude birth rate** have **declined** from 32.4 in 1970 to 16.1 per 1000 people in 2016
- **TFR** declined from 4.9 babies per woman in 1970 to 1.9 in 2016, which is **below the replacement level** of 2.1.
- These are attributed to higher education and late marriage. Late marriage leads to less number of children born per family.
- With better education and employment opportunities, percentage of unmarried people rises, a common phenomenon in modern and industrialized countries (Naohiro YASHIRO. 1998)
- Late marriage causes mean age of mother at first live birth to increase from 26.6 in 2001 to 27.7 in 2016



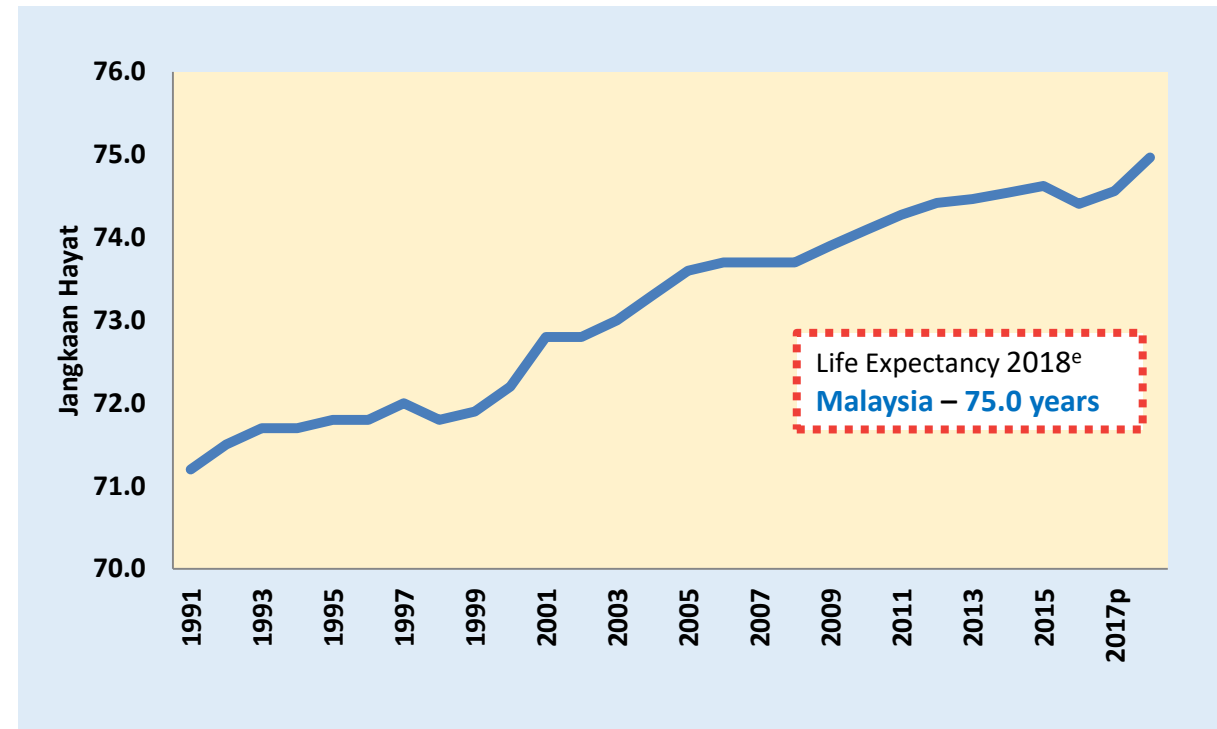
Source: Vital Statistics 2017

Total fertility rate: The number of children who would be born per woman (or per 1,000 women) during her reproductive years (age 15-49)

## 2. Increasing life expectancy

- Life expectancy at birth have risen from 61.6 years in 1970 to 75.0 years in 2018
- Lindsay et al. (2014) stated that increasing life expectancy in the last 200 years is due to control of infectious diseases, abundant and safer foods, better sanitary conditions, and other nonmedical social improvements.
- Falling tobacco use (for men only) and cardiovascular disease mortality (for both men and women) are the main factors contributing rise of life expectancy (Mensah et al., 2017).
- In high-income countries, avoidable male mortality has fallen since 1980 because of decreases in avoidable cardiovascular deaths (Mathers et al. 2015)

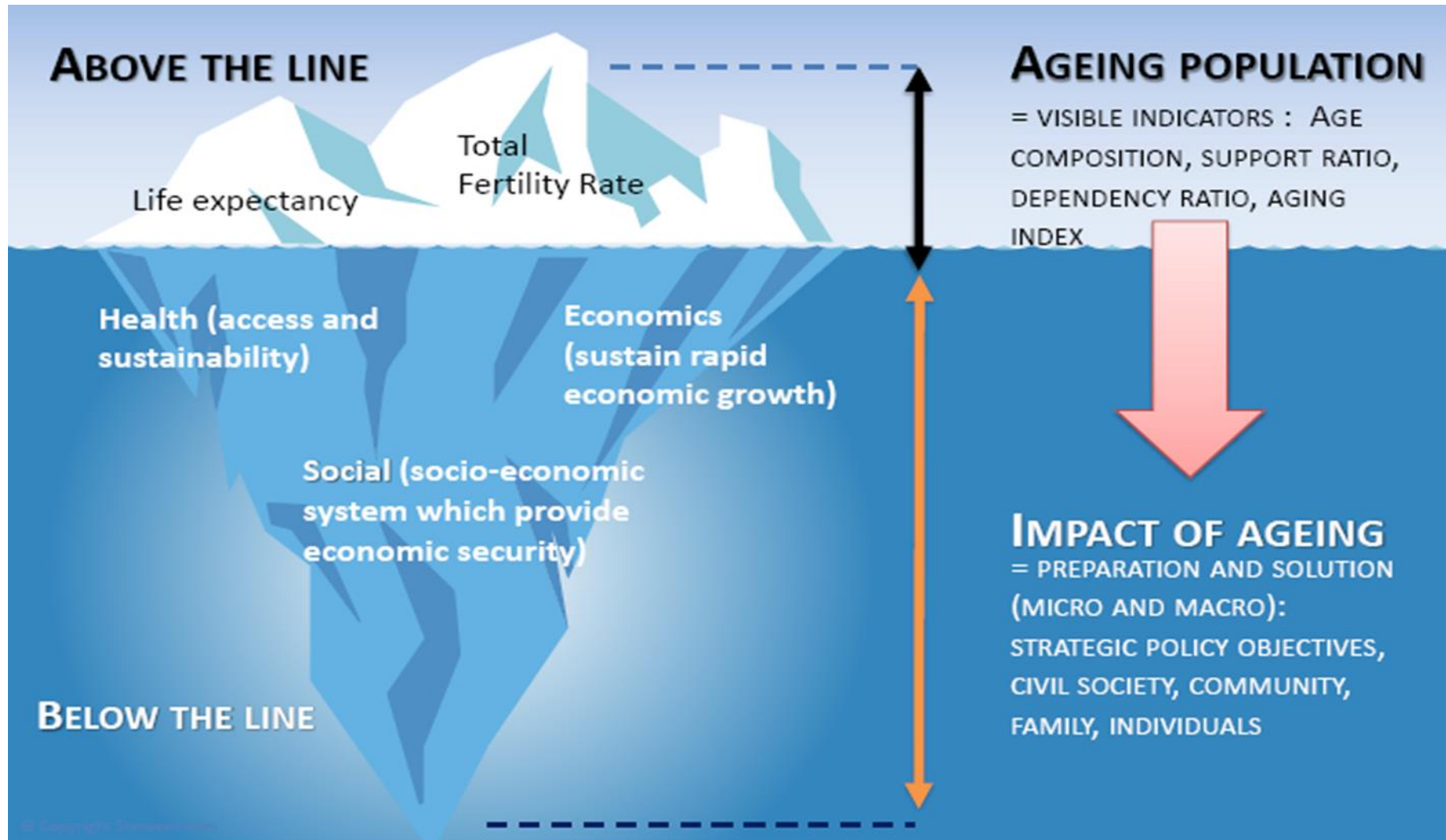
MALAYSIA LIFE EXPECTANCY 1991-2018



Sources: Population Estimates, 2018, Vital Statistics 2018



# Causes and Impact of Ageing



- Increased demand for long-term geriatric healthcare
- Current healthcare system are not well-suited for treating age-related symptoms
- Increase in government expenditures for healthcare and rehabilitation
- Lack of access to excellent geriatric healthcare and support system in rural areas



- Increase in dependency ratio, which is the measure showing the ratio of the number of dependents aged zero to 14 and over the age of 65 to the total population aged 15 to 64.
- In 2010, dependency ratio was at 47.8 while it is projected to rise to 49.5 in 2040
- Dependence on younger family members for long term care
- Increase of income inequality and poverty among elderly population.



- **Decreasing workforce** to sustain growing economy
- **Financial difficulties** among elderly population
- Increased expenditure on **social security**
- Population have to **save more money** to prepare for longer life expectancy
- **Shift away economic activity** in the more productive private manufacturing sector to the service sector due to shrinking work force
- **Less taxable income** due to shrinking work force, thus increasing government's burden
- **Low financial literacy** will cause population to be unprepared financially for increasing years after retirement



# **3. Solutions and Recommendations**



## JAPAN

- Long term care insurance
- High labor force participation rate of elderly population
- Age-friendly environment and infrastructure
- Increase women participation in labor force and improve work-life balance



## EUROPEAN UNION

- Increase labor participation rate of elderly population
- Invest in research and education to boost productivity and economy/labor
- Receive and integrate migrants into Europe
- Ensure sustainable public finances to guarantee social security, and long term care.



World Health  
Organization

## WHO

- Develop age-friendly environment
- Align healthcare needs to older population
- Develop sustainable long term health care system
- Improve measurement, monitoring, research on Healthy Ageing





- Pusat Aktiviti Warga Emas (PAWE)
- Unit Penyayang Warga Emas (UPWE)



Jabatan Kebajikan Masyarakat and NGOs

Dasar Warga Emas Negara (2011) and Pelan Tindakan Warga Emas Negara (2011)




Dasar Kesihatan Warga Emas Negara



**Cash & tax incentives** to encourage early marriage among youths and for financially able homes to have more children

**Increase retirement age** and improve labor participation rate for women

Design **education system** to prepare for innovative, multi-skilled, and highly adaptable workforce



Encourage households to **increase retirement savings**, especially for women since they have higher life expectancy


Improve **long term healthcare policy and infrastructure** for elderly population

**Promote volunteerism** among the elderly to improve social engagement, physical health and mental faculty



## **4. Conclusion**

- Focus on developing an elderly population
  - maintain functional ability that also enables general well-being.
- Priority to ensure our elderly population lives a **healthy and fulfilling life** while sustainably growing our nation towards a greater height.
- Population policies on the elderly need to be segregated into short term and long term development
  - consideration of the population dynamics in terms size, distribution and location.
- Recommended that under the next Malaysia Plan, development programs need **to focus on monitoring specific needs of the aged**, especially for citizen aged 60 years and above



**Ageing is not lost youth but a new stage of opportunity and strength – Betty Friedan**

# HAPPY ELDERLY DAY 2018

**1.58**  
million  
Male



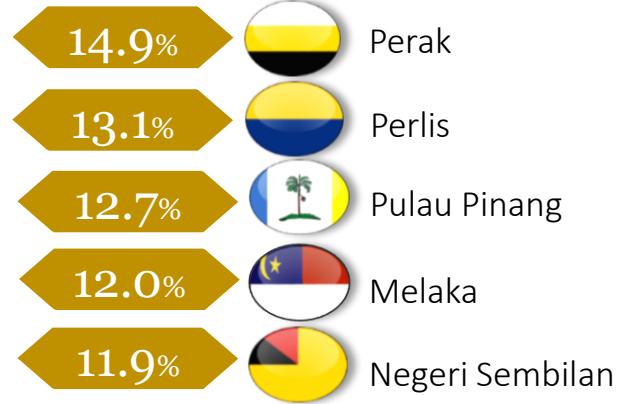
**3.23** million (10.0% of Malaysia's population)

Malaysian population aged 60 years and above, 2018<sup>e</sup>

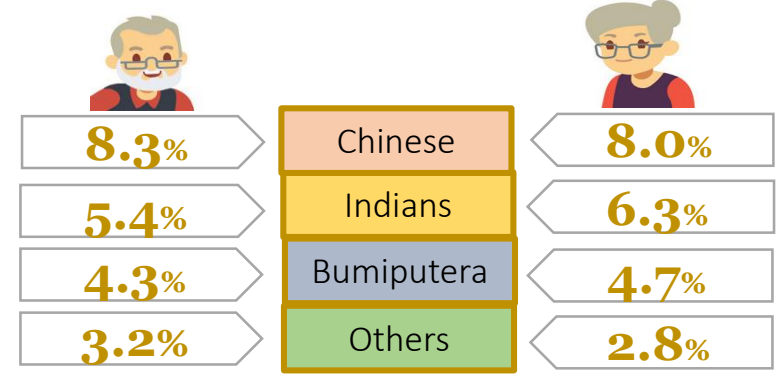


**1.65**  
million  
Female

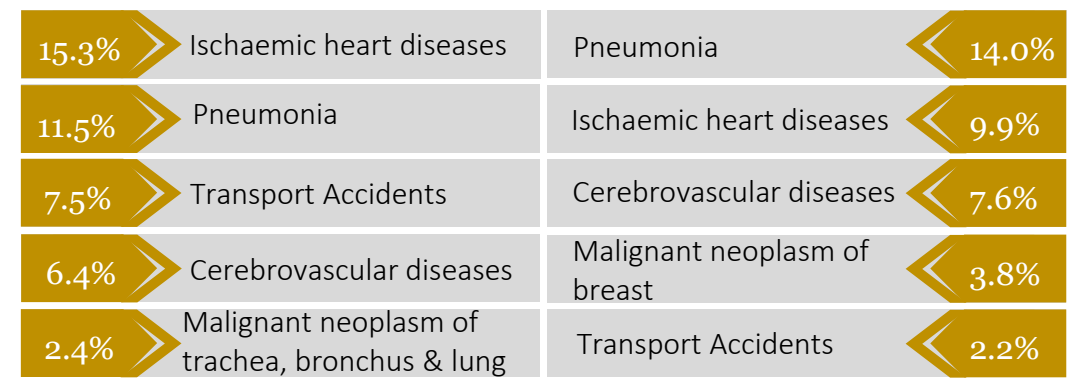
## Top 5 states with highest population aged 60 years and above, 2018<sup>e</sup>



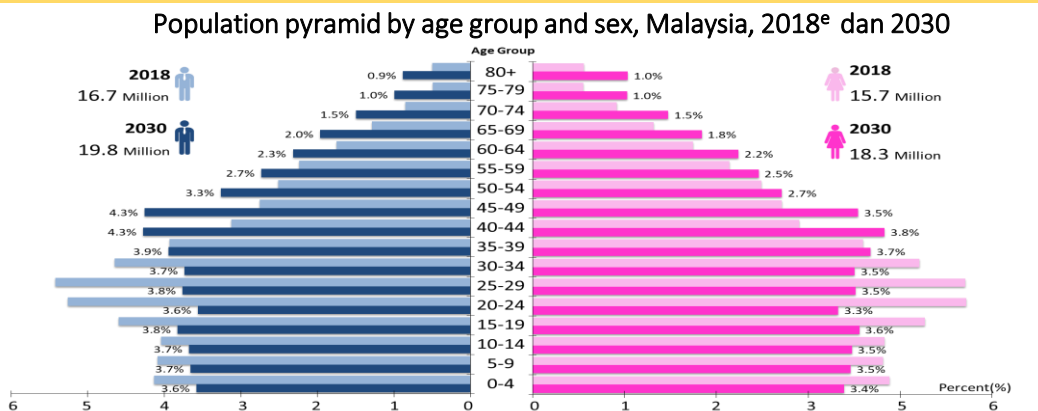
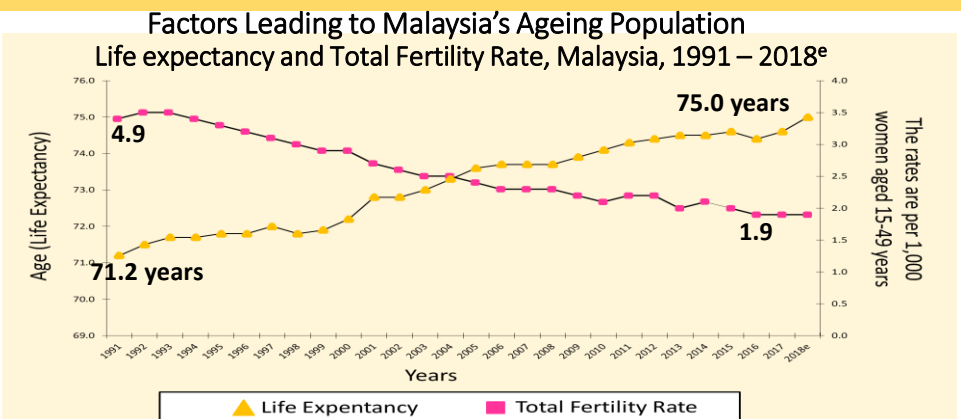
## Top ethnic group of citizens, by sex and aged 60 years and above, 2018<sup>e</sup>



## Top 5 causes of death, by sex and aged 60 years and above, 2016 (Medically certified)



## Ageing Population



### National Policy for Older Persons

Malaysia becomes an aged nation when more than 15% of the population aged 60 years and older

Jabatan KEBAJIKAN Masyarakat

The National Elderly Day celebration is held on 1st October of each year.

# MALAYSIA'S SILVER TSUNAMI



The National Policy for Older Persons

Ageing nation when 15% of its population will comprise of those aged 60 and above.

Malaysia is expected to become an ageing nation by the year 2030

TODAY

**3.23** MILLION  
PEOPLE  
aged 60 & above



10% of Malaysia's population

2030

**5.82** MILLION  
PEOPLE  
aged 60 & above



15.3% of Malaysia's population

Life expectancy at birth has  
INCREASED

**9.6** ↑ **11.6**  
YEARS YEARS  
for male for female  
(from 63.1 to 72.7) (from 66.0 to 77.6)

SINCE 1966

Total fertility rates have  
DECREASED

from **6.3** ↓ to **1.9**  
BABIES BORN  
per woman age 15-49 years old

SINCE 1958

By 2039, more people

ABOVE **60** 7.93 million  
THAN  
UNDER **15** 7.76 million

2017

**380.4** THOUSAND  
EMPLOYEE  
aged 60 & above



Note:  
2018 - estimated data  
2030 - projected data



# Welcoming 62<sup>nd</sup> ISI WORLD STATISTICS CONGRESS 2019



18 - 23 AUGUST 2019 ■ KUALA LUMPUR

# THANK YOU



KE ARAH

# BANCI PENDUDUK DAN PERUMAHAN MALAYSIA 2020

Data Anda Masa Depan Kita

